

## Quality of primary health care in China

Xi, Li; Krumholz, Harlan M; Yip, Winnie; Cheng, KK; De Maeseneer, Jan ; Meng, Qingyue ; Mossialos, Elias A ; Li, Chuang ; Lu, Jiapeng ; Sun, Meng; Zhang, Qiuli ; Roman, Dong ; Li, Liming ; Normand, Sharon-Lise T ; Peto, Richard ; Li, Jing; Wang, Zhengwu ; Yan, Hongbing ; Gao, Runlin ; Chunharas, Somsak

DOI:

[10.1016/S0140-6736\(20\)30122-7](https://doi.org/10.1016/S0140-6736(20)30122-7)

License:

Creative Commons: Attribution-NonCommercial-NoDerivs (CC BY-NC-ND)

*Document Version*

Peer reviewed version

*Citation for published version (Harvard):*

Xi, L, Krumholz, HM, Yip, W, Cheng, KK, De Maeseneer, J, Meng, Q, Mossialos, EA, Li, C, Lu, J, Sun, M, Zhang, Q, Roman, D, Li, L, Normand, S-LT, Peto, R, Li, J, Wang, Z, Yan, H, Gao, R, Chunharas, S, Guerra, R, Ji, H, Ke, Y, Pan, Z, Wu, X, Xiao, S, Xie, X, Zhang, Y, Zhu, J, Zhu, S, Hu, S & Gao, X 2020, 'Quality of primary health care in China: challenges and recommendations', *The Lancet*, vol. 395, no. 10239, pp. 1802-1812. [https://doi.org/10.1016/S0140-6736\(20\)30122-7](https://doi.org/10.1016/S0140-6736(20)30122-7)

[Link to publication on Research at Birmingham portal](#)

### General rights

Unless a licence is specified above, all rights (including copyright and moral rights) in this document are retained by the authors and/or the copyright holders. The express permission of the copyright holder must be obtained for any use of this material other than for purposes permitted by law.

- Users may freely distribute the URL that is used to identify this publication.
- Users may download and/or print one copy of the publication from the University of Birmingham research portal for the purpose of private study or non-commercial research.
- User may use extracts from the document in line with the concept of 'fair dealing' under the Copyright, Designs and Patents Act 1988 (?)
- Users may not further distribute the material nor use it for the purposes of commercial gain.

Where a licence is displayed above, please note the terms and conditions of the licence govern your use of this document.

When citing, please reference the published version.

### Take down policy

While the University of Birmingham exercises care and attention in making items available there are rare occasions when an item has been uploaded in error or has been deemed to be commercially or otherwise sensitive.

If you believe that this is the case for this document, please contact [UBIRA@lists.bham.ac.uk](mailto:UBIRA@lists.bham.ac.uk) providing details and we will remove access to the work immediately and investigate.


# The Lancet

## Quality of Primary Health Care in China: Challenges and Recommendations

--Manuscript Draft--

<b>Manuscript Number:</b>	THELANCET-D-19-05919R1
<b>Article Type:</b>	Invited Review
<b>Keywords:</b>	primary health care; quality of care; health policy
<b>Corresponding Author:</b>	Shengshou Hu, M.D. National Center for Cardiovascular Diseases BEIJING, CHINA
<b>First Author:</b>	Xi Li, Ph.D.
<b>Order of Authors:</b>	Xi Li, Ph.D. Harlan M Krumholz, M.D. Winnie Yip, Ph.D. KK Cheng, FMedSci Jan De Maeseneer, Ph.D. Qingyue Meng, Ph.D. Elias A Mossialos, Ph.D. Chuang Li, MPH Jiapeng Lu, Ph.D. Meng Su, Ph.D. Qiuli Zhang, Ph.D. Dong Roman Xu, Ph.D. Liming Li, M.D. Sharon-Lise T Normand, Ph.D. Richard Peto, FRS Jing Li, M.D. Zhengwu Wang, M.D. Hongbing Yan, M.D. Runlin Gao, M.D. Somsak Chunharas Xin Gao Raniero Guerra, M.D. Huijie Ji Yang Ke, MSc Zhigang Pan, M.D. Xianping Wu, M.D. Shuiyuan Xiao, M.D. Xinying Xie, M.B. Yujuan Zhang Jun Zhu, MSc

	Shanzhu Zhu, M.D.
	Shengshou Hu, M.D.
<b>Manuscript Region of Origin:</b>	CHINA
<b>Abstract:</b>	<p>cutive Summary</p> <p>As part of its health care reform in the past decade, China has significantly increased financial investment and introduced favourable policies for primary health care. However, widespread gaps in the quality still exist, which has contributed to missed opportunities to promote population health. In this review, we aim to identify the causes for poor quality, and provide policy recommendations for improvement. These gaps include suboptimal screening, diagnosis, and treatment of diseases, which compromise health outcomes. System challenges include: suboptimal education and training of primary health care practitioners; a fee-for-service payment system that incentivizes testing and treatments over prevention; fragmentation of clinical care and public health service; insufficient continuity of care throughout the entire health care system. Now is an opportune time for China to strengthen the quality of its primary health care as the government is shifting its reform attention to 'improving quality and enhancing efficiency ( ti zhi zeng xiao , 提质增效)'. The following recommendations merit consideration: enhancement of the quality of training for primary health care physicians and tailor continuing professional development for the current workforce; establishment of performance accountability to incentivize high-quality and high-value care; integration of clinical care with the basic public health services; and strengthening of the coordination between primary health care institutions and hospitals. Additionally, China should consider modernizing its PHC system through the establishment of a learning health system built on digital data and innovative technologies that can combine tools for accountability, efficiency, and improvement. Lessons from these strategies could serve as a model to other countries facing similar challenges.</p>



[Click here to access/download](#)

**Supplementary Material**

Cover Letter- PHC Quality in China\_20190911.docx



1 **Quality of Primary Health Care in China: Challenges and**  
 2 **Recommendations**

1	Xi Li, PhD †	National Center for Cardiovascular Diseases, National Clinical Research Center of Cardiovascular Diseases, Fuwai Hospital, Chinese Academy of Medical Sciences, Peking Union Medical College, Beijing; Fuwai Hospital, Chinese Academy of Medical Sciences, Shenzhen, Guangdong, China
2	Harlan M. Krumholz, MD # †	Section of Cardiovascular Medicine, Department of Internal Medicine, Yale School of Medicine and the Department of Health Policy and Management, Yale School of Public Health; Center for Outcomes Research and Evaluation, Yale New Haven Hospital, New Haven, Connecticut, USA
3	Winnie Yip, PhD # †	Department of Global Health and Population, Harvard T.H. Chan School of Public Health, Boston, Massachusetts, USA
4	KK Cheng, FMedSci #	Institute of Applied Health Research, University of Birmingham, Birmingham, UK  General Practice Development and Research Center, Peking University Health Science Center, Beijing, China
5	Jan De Maeseneer, PhD #	Department of Public Health and Primary Care, Family Medicine, Ghent University, Ghent, Belgium
6	Qingyue Meng, PhD #	School of Public Health, Peking University Health Science Center, Beijing, China
7	Elias A Mossialos, PhD #	Department of Health Policy, London School of Economics and Political Science; Institute of Global Health Innovation, Imperial College London, London, UK

8	Chuang Li, MPH	Health and Family Planning Commission of Shenzhen Municipality, Guangdong, China
9	Jiapeng Lu, PhD	National Center for Cardiovascular Diseases, National Clinical Research Center of Cardiovascular Diseases, Fuwai Hospital, Chinese Academy of Medical Sciences, Peking Union Medical College, Beijing; Fuwai Hospital, Chinese Academy of Medical Sciences, Shenzhen, Guangdong, China
10	Meng Su, PhD	National Center for Cardiovascular Diseases, National Clinical Research Center of Cardiovascular Diseases, Fuwai Hospital, Chinese Academy of Medical Sciences, Peking Union Medical College, Beijing, China
11	Qiuli Zhang, PhD	National Center for Cardiovascular Diseases, National Clinical Research Center of Cardiovascular Diseases, Fuwai Hospital, Chinese Academy of Medical Sciences, Peking Union Medical College, Beijing, China  Usher Institute of Population Health Sciences & Informatics, University of Edinburgh, Edinburgh, UK
12	Dong Roman Xu, PhD #	Sun Yat-sen Global Health Institute, Sun Yat-sen University School of Public Health, Guangdong, China
13	Liming Li, MD #	School of Public Health, Peking University Health Science Center, Beijing; Chinese Academy of Medical Sciences and Peking Union Medical College, Beijing, China
14	Sharon-Lise T. Normand, PhD #	Department of Biostatistics, Harvard T.H. Chan School of Public Health, Boston, Massachusetts, USA; Department of Health Care Policy, Harvard Medical School, Boston, Massachusetts, USA

15	Richard Peto, FRS #	Clinical Trial Service Unit and Epidemiological Studies Unit, University of Oxford, Oxford, UK
16	Jing Li, MD #	National Center for Cardiovascular Diseases, National Clinical Research Center of Cardiovascular Diseases, Fuwai Hospital, Chinese Academy of Medical Sciences, Peking Union Medical College, Beijing; Fuwai Hospital, Chinese Academy of Medical Sciences, Shenzhen, Guangdong, China
17	Zhengwu Wang, MD #	National Center for Cardiovascular Diseases, National Clinical Research Center of Cardiovascular Diseases, Fuwai Hospital, Chinese Academy of Medical Sciences, Peking Union Medical College, Beijing, China
18	Hongbing Yan, MD #	Fuwai Hospital, Chinese Academy of Medical Sciences, Shenzhen, Guangdong, China; National Center for Cardiovascular Diseases, National Clinical Research Center of Cardiovascular Diseases, Fuwai Hospital, Chinese Academy of Medical Sciences, Peking Union Medical College, Beijing, China;
19	Runlin Gao, MD #	National Center for Cardiovascular Diseases, National Clinical Research Center of Cardiovascular Diseases, Fuwai Hospital, Chinese Academy of Medical Sciences, Peking Union Medical College, Beijing, China
20	Somsak Chunharas *	National Health Foundation, Bangkok, Thailand
21	Xin Gao*	Xizhuangzi Village Clinic, Hexibo Town, Yongchang County, Jinchang City, Gansu, China
22	Raniero Guerra, MD * #	Strategic Initiatives, World Health Organization, Geneva, Switzerland

23	Huijie Ji*	Yaojia Township Primary Care Clinic, Zhongmou County, Zhengzhou City, Henan, China
24	Yang Ke, MSc* #	Peking University Health Science Center, Beijing, China
25	Zhigang Pan, MD* #	General Practice Faculty of Shanghai Medical College, Zhongshan Hospital, Fudan University, Shanghai, China
26	Xianping Wu, MD* #	Sichuan Province Center of Disease Control and Prevention, Sichuan, China
27	Shuiyuan Xiao, MD* #	Center for Global Health, Central South University, Changsha, China
28	Xinying Xie, MB*	Yunnan Provincial Health and Family Planning Commission, Yunnan, China
29	Yujuan Zhang*	Jijie Township Primary Care Clinic, Gejiu City, Yunnan, China
30	Jun Zhu, MSc* #	West China Second University Hospital, Sichuan University, Sichuan, China
31	Shanzhu Zhu, MD* #	General Practice Faculty of Shanghai Medical College, Zhongshan Hospital, Fudan University, Shanghai, China
32	Shengshou Hu, MD #	National Center for Cardiovascular Diseases, National Clinical Research Center of Cardiovascular Diseases, Fuwai Hospital, Chinese Academy of Medical Sciences, Peking Union Medical College, Beijing; Fuwai Hospital, Chinese Academy of Medical Sciences, Shenzhen, Guangdong, China

3

4 \* Listed alphabetically

5 # Full professor

6 † Joint first authors

7

8



9 **Correspondence to:**

10 Prof Shengshou Hu, National Center for Cardiovascular Diseases, National Clinical Research  
11 Center of Cardiovascular Diseases, Fuwai Hospital, Chinese Academy of Medical Sciences,  
12 Peking Union Medical College, Beijing; Fuwai Hospital, Chinese Academy of Medical  
13 Sciences, Shenzhen, Guangdong, China  
14 Phone: +86 10 8839 8359; Email: huss@fuwaihospital.org

15  
16  
17  
18

## 19 **Executive Summary**

20       As part of its health care reform in the past decade, China has significantly increased  
21 financial investment and introduced favourable policies for primary health care. However,  
22 widespread gaps in the quality still exist, which has contributed to missed opportunities to  
23 promote population health. In this review, we aim to identify the causes for poor quality, and  
24 provide policy recommendations for improvement. These gaps include suboptimal screening,  
25 diagnosis, and treatment of diseases, which compromise health outcomes. System challenges  
26 include: suboptimal education and training of primary health care practitioners; a fee-for-  
27 service payment system that incentivizes testing and treatments over prevention;  
28 fragmentation of clinical care and public health service; insufficient continuity of care  
29 throughout the entire health care system. Now is an opportune time for China to strengthen  
30 the quality of its primary health care as the government is shifting its reform attention to  
31 ‘improving quality and enhancing efficiency (*ti zhi zeng xiao*, 提质增效)’. The following  
32 recommendations merit consideration: enhancement of the quality of training for primary  
33 health care physicians and tailor continuing professional development for the current  
34 workforce; establishment of performance accountability to incentivize high-quality and high-  
35 value care; integration of clinical care with the basic public health services; and strengthening  
36 of the coordination between primary health care institutions and hospitals. Additionally,  
37 China should consider modernizing its PHC system through the establishment of a learning  
38 health system built on digital data and innovative technologies that can combine tools for  
39 accountability, efficiency, and improvement. Lessons from these strategies could serve as a  
40 model to other countries facing similar challenges.

41

## 42 **Introduction**

43 As part of China's health care reform effort to provide its citizens with universal and  
44 equitable access to high-quality healthcare, primary health care (PHC) has received  
45 considerable attention (appendix A).<sup>1</sup> This focus is in recognition that the current hospital-  
46 centric delivery system is costly and does not serve the changing needs of its ageing  
47 population undergoing an epidemiologic transition.<sup>2</sup> China has introduced a number of  
48 policies to build PHC-based integrated delivery, and the government has increased its funding  
49 to these institutions by more than tenfold, from 19 billion yuan in 2008 to 197 billion yuan in  
50 2018.<sup>3-5</sup> The role of PHC is further reinforced by the Healthy China 2030 Plan announced in  
51 2016,<sup>6</sup> which introduces new directives for health development through prioritizing  
52 prevention and primary care.

53 The effectiveness of these directives hinge on whether China can build a strong PHC  
54 system with good quality of care.<sup>7</sup> Despite significant financial investment and infrastructure  
55 building (appendix B) in the past decade, however, there is evidence that the quality of PHC  
56 in China is still suboptimal, which also contributes to missed opportunities to promote  
57 population health and to improve efficiency of service delivery.<sup>5,8</sup>

58 In this review, we summarize the evidence on quality of PHC in China, analyse the  
59 causes for poor quality of care and provide policy recommendations for improvement. We  
60 adopt the European Primary Care Monitoring System (EPCMS) assessment framework to  
61 guide our analyses (panel 2).<sup>9,10</sup> This framework conceptualizes that both structural and  
62 process dimensions of a PHC system contribute to three outcomes for PHC: quality,  
63 efficiency, and equity. This review focuses on quality because it is essential for improving  
64 health outcome and gaining people's trust. We base our analyses on a literature review (panel  
65 3) and original data collection through the National Primary Health Care Survey (NPHCS).<sup>11</sup>  
66 To develop policy recommendations, we also conducted interviews with key stakeholders,  
67 front line health workers, and policymakers, as well as evaluations of national and  
68 international examples.

69

## 70 **Current Quality of China's Primary Health Care**

71 In China, PHC institutions' functions include providing generalist care and  
72 implementing the National Basic Public Health Services Program (appendix D).<sup>5</sup> The EPCMS  
73 framework specifies nine measures for quality of PHC. In this review, we focus on quality of  
74 diagnosis and treatment, prescribing behaviour, and quality of chronic disease management,  
75 given the rising burden of non-communicable diseases (NCDs) in China and the priorities of  
76 its overall health care reform for establishing gatekeeping function of PHC. With respect to  
77 other measures covered by the EPCMS, China has already achieved maternal and child health  
78 outcomes that approach those of advanced economies,<sup>12</sup> and universal neonatal vaccination  
79 was estimated to have prevented 30 million chronic Hepatitis B viral carriers.<sup>13</sup> Unfortunately  
80 evidence on quality of mental health care and health promotion in PHC system is not  
81 generally available.

82

### 83 **Quality of diagnosis and treatment**

84 The quality of the diagnostic process and outcomes was low among PHC providers. A  
85 study using incognito standardised patients with common illnesses (dysentery and angina) in  
86 the western region showed that village doctors asked patients 18% of the recommended  
87 questions and performed 15% of the recommended exams. Doctors addressed 36% of the  
88 essential questions or examinations necessary for a proper diagnosis and to protect patients  
89 from harm, and correctly diagnosed 26% of the illnesses of these incognito standardised  
90 patients.<sup>14</sup>

91 In another study using incognito standardized patient with classic pulmonary  
92 tuberculosis symptoms, correct management proportions at township health centres (38%)  
93 and village clinics (28%) were significantly lower than at county hospitals (90%).<sup>15</sup> There is a  
94 significant variation of observed doctors' behaviour within each group (township health  
95 centres or village clinics) as well,<sup>15</sup> which was similar in other middle-income countries.<sup>16</sup>

## 96 **Prescribing behaviour**

97 Overuse of antibiotics is common in PHC institutions.<sup>17-19</sup> Systematic reviews showed  
98 that the overall weighted average proportion of antibiotic use was over 50% in PHC  
99 institutions,<sup>20</sup> much higher than the standard recommended by WHO (<30%).<sup>21</sup> A 2011 study  
100 based on a random sample of PHC institutions in 6 provinces of China also revealed that a  
101 quarter of outpatient antibiotics prescriptions and 68% of inpatient antibiotics prescriptions  
102 were inappropriate, and improper remuneration incentives was considered a key driver for  
103 these prescribing behavior.<sup>22</sup> Moreover, there was a preference of PHC doctors to use broad-  
104 spectrum antibiotics,<sup>23</sup> which is deemed quality issue related to professional incompetence,<sup>24</sup>  
105 and could induce the emergence and spread of drug-resistant strains of microbes.<sup>24</sup>

106 Non-communicable diseases like hypertension are largely undertreated. The largest  
107 hypertension survey in China, the NPHCS, found that one third of patients with confirmed  
108 hypertension diagnosis took no antihypertensive medication, and 42% took only one  
109 medication and their blood pressure were uncontrolled.<sup>25</sup> Meanwhile, it found that  
110 approximately 8% of medications used were not guideline-recommended,<sup>26</sup> while high-cost  
111 medications were more preferentially used than their counterparts that were evidence-based  
112 and cheaper.<sup>26-28</sup> These results suggest that in addition to medication supply defect,  
113 physicians' knowledge of and willingness to adhere to new hypertension treatment guidelines  
114 are issues that need to be addressed.<sup>29</sup>

## 115 **Chronic disease management**

116 With respect to hypertension and diabetes, the most common chronic conditions  
117 encountered in PHC settings (appendix E),<sup>5</sup> there is evidence of shortfalls. For hypertension,  
118 based on two recent nationally representative studies,<sup>30,31</sup> the poor awareness (32% and 47%)  
119 and control rates (10% and 15%) indicated gaps in both public health service (i.e. population  
120 screening) and clinical care (i.e. patient treatments), as well as poor integration between them  
121 in PHC institutions. Under-performance of PHC may explain China's much higher  
122 hypertension hospital admission rate (490 per 100 000 population) compared with all OECD

123 countries (average at 95 per 100 000 population).<sup>32,33</sup> Moreover, the poor performance in  
124 management of hypertension are estimated to lead to compromised health outcomes and  
125 tremendous economic losses (panel 4).

126 For diabetes, a nationally representative survey in 2013 of 170,287 Chinese participants  
127 found that only 37% of those with diabetes were aware of their diagnosis, and just 32% were  
128 being treated.<sup>34</sup> Another nationwide longitudinal survey from 2011 to 2015 identified a  
129 decrease in health education coverage (from 76% to 70%) and persisted gaps in use of  
130 examinations and treatments (from 79% to 81%), accompanied by an increase in both  
131 diabetes-related hospital admission (from 4% to 6%) and readmission (from 19 to 28%).<sup>35</sup>  
132 China's diabetes hospital admission rate had reached 260 per 100 000 population, which was  
133 much higher than most OECD countries (average at 141 per 100 000 population).<sup>32</sup>

134

## 135 **Challenges in Structure and Process of Primary Health Care System**

136 Using the EPCMS framework and drawing on existing literature and expert analyses, we  
137 identified two structural (workforce development and remuneration system and income of  
138 PHC providers) and two process (coordination of care and continuity of care) dimensions of  
139 China's PHC system as core contributors for gaps in quality of PHC.

### 140 **Workforce development**

141 The levels of education and qualification among PHC professionals are low. In 2018,  
142 25% of PHC doctors in community health centres and 42% of township health centres had  
143 less than junior medical college level of education (the requirement for a licensed assistant  
144 physician), which does represent an improvement as the proportions have decreased from  
145 41% and 60% respectively in 2010.<sup>36</sup> Since the nationwide reform of graduate medical  
146 education was issued in 2011<sup>37</sup>, training for general practitioners (GP), including specific  
147 medical school education and in-service training, has been prioritized nationally. The number  
148 of qualified GP in China has doubled (from 100 000 to 300 000).<sup>4,38</sup> However, these qualified  
149 GPs constituted only a small proportion (from 4% to 13%) of all doctors practicing in China's

150 PHC settings. Moreover, due to a lack of qualified physicians, more than 20% of doctors  
151 practicing in community health centres, township health centres, and community health  
152 stations were not licensed (appendix H).<sup>5,39</sup> The lack of diverse multidisciplinary primary  
153 health care team persisted, as the doctor-nurse ratio is 2.6 compared to 1.5 in the UK,<sup>4</sup> which  
154 limits a functional response to the needs of the community.<sup>40</sup>

155 Substantial gaps exist in the in-service training of PHC professionals. PHC professionals  
156 in China are required to attend and earn a specific number of credits in the Continuing  
157 Medical Education programmes annually.<sup>41</sup> However, the NPHCS reported that more than a  
158 third of physicians, nurses, and public health professionals in PHC institutions received no  
159 Continuing Medical Education in 2016.<sup>5</sup> PHC professionals complained that they were too  
160 busy to attend trainings, and the trainings failed to meet their needs due to poor contents and  
161 unqualified trainers.<sup>42</sup> Furthermore, while there is a plethora of guidelines and consensus  
162 statements issued by various academic and professional bodies (e.g. in hypertension there are  
163 at least five clinical guidelines and thirteen consensus documents from 14 bodies), the lack of  
164 one authoritative, national guidance for each common condition has been an issue in the  
165 presence of a relatively poorly trained workforce.

### 166 **Remuneration system and income of primary health care providers**

167 Traditionally, PHC providers (and all other health care providers) in China have been  
168 reimbursed via the fee-for-service payment system according to a fee schedule set by the  
169 government, whether paid by social health insurance or patients' direct out-of-pocket  
170 payment. This fee schedule pays diagnostic tests above cost and labour-intensive services  
171 (such as consultation) below cost. Providers were also allowed to charge a 15% mark-up for  
172 prescription drugs. This payment system created financial incentives for testing and  
173 prescription writing, irrespective of clinical necessity.<sup>18</sup> Meanwhile, there are few incentives  
174 to improve quality of care. The NPHCS found that payments for PHC physicians do not  
175 reward quality and the bonuses for PHC physicians that constitute 30% of their income were  
176 most often determined by the quantity, rather than the quality of care delivered.<sup>5</sup>

177 In 2011, the Government introduced the zero-drug mark-up policy, with the aim of  
178 removing providers' incentives to over-prescribe. The removal of drug mark-up was designed  
179 to be coupled with a fee schedule adjustment – increasing fees for more labor-intensive  
180 services and reducing fees for diagnostic tests – to compensate providers for lost revenue  
181 from drugs and to reduce incentives for diagnostic tests. Local governments were expected to  
182 increase fiscal subsidies to providers as well. However, largely because of fragmented  
183 governance, simultaneous implementation of these policies has proven difficult and evaluation  
184 studies find that removal of drug mark-up has had mixed effects on reducing the inappropriate  
185 use of drugs, especially antibiotic use.<sup>7</sup> Also, removal of drug mark-up has severely affected  
186 the revenue of PHC institutions, where more than 50% of the revenue typically comes from  
187 drug sales and the provider bonuses depend on drug revenues.<sup>43</sup> Community and township  
188 health centres saw a roughly 40% decrease in drug-related incomes since 2011 due to the  
189 removal of drug mark-ups.<sup>44,45</sup> As a result, some PHC institutions apparently made up for  
190 their revenue loss by using more intravenous treatment and diagnostic tests, and shifting  
191 outpatient care to inpatient care,<sup>53,59</sup> whereas others seek to minimise the amount of clinical  
192 care they perform given that there is limited net revenue to be earned. Their lack of  
193 willingness to provide clinical care have contributed in some ways to increase in patients  
194 presenting at hospitals with minor ailments.<sup>46,47</sup>

### 195 **Coordination of care**

196 In China, usually PHC providers are not the point of first contact, nor do they coordinate  
197 with specialty care. PHC institutions in China provided 53% (4.4 billion) of outpatient care in  
198 2018, which had been declining notably from 62% in 2010,<sup>4,48</sup> despite efforts to strengthen  
199 the PHC system in the 2009 health care reform. In a survey covering 17 provinces, the most  
200 common reasons that patients bypassed PHC institutions as they need clinical care was poor  
201 capacity and skills of the professionals (32%).<sup>49</sup> In a 2013 study, 26% of patients responded  
202 that they distrusted community health centres, compared with 6% for hospitals, moreover,  
203 patients who knew or have seen doctors at community health centres were more likely to have



204 a negative view of, and an unwillingness to use community health centres.<sup>50</sup> Moreover, as  
205 residents of the local community don't seek care at PHC institutions, the ability for PHC  
206 institutions to perform public health functions under the National Basic Public Health Service  
207 Program could be substantially compromised.

208 In 2015, the Chinese government issued guidelines for building a “tiered healthcare  
209 delivery” system whereby each level of health care facility (tertiary, secondary and primary)  
210 would deliver care according to their designated functions,<sup>51</sup> and care across the levels were  
211 to be integrated and coordinated with bidirectional referral mechanisms through establishing  
212 medical alliance or integrated systems.<sup>52</sup> In spite of some successful pilot experiences in local  
213 areas like Shanghai, Shenzhen (Guangdong) and Tianchang (Anhui),<sup>53-55</sup> scaling up of these  
214 pilots have been slow and hindered by several factors. First, as hospitals and PHC institutions  
215 are still primarily paid by fee-for-service, they compete for patients and have little incentives  
216 to coordinate. Second, the social health insurance program, which covers 96% of the  
217 population,<sup>4</sup> reimburse patients wherever they seek care without referral, so there is generally  
218 no defined coordinating process. In addition, reimbursement for hospital care is more  
219 generous than for care at PHC institutions thus incentivising patients to bypass PHC facility,  
220 making it difficult for PHC providers to play the gatekeeping function. Third, electronic  
221 patient records are not integrated and are seldom shared between PHC institutions and  
222 hospitals.<sup>56</sup> Therefore, even though partnerships between hospitals and PHC institutions are  
223 encouraged and have formed in many cities,<sup>57</sup> the association is thus far a loose one.

224 Within PHC institutions, the National Basic Public Health Service Program could  
225 provide a basis for integration between clinical care and public health services. However, the  
226 reality was suboptimal for two reasons. First, financing for public health services and clinical  
227 care of the same PHC institutions came from different sources. While the government directly  
228 funds a defined package of public health services, clinical care is funded by social health  
229 insurance. Second, there is almost no coordination in monitoring, performance measurement,  
230 or management between the two programs. Thus, as we observed as both researchers and

231 practitioners, there is little workflow interaction or information sharing between the two. For  
232 instance, in hypertension management visits under the National Basic Public Health Service  
233 Program, patients can have blood pressure measurement and lifestyle consultations by public  
234 health workers, but cannot get antihypertensive prescriptions without attending the clinics.  
235 Also, resident health records on public health services and medical records on clinical care  
236 are kept by two separate information systems even for the same visit of the same patient and  
237 there is no linkage between them. The poor care coordination is a hindrance particularly to  
238 managing NCDs. Similarly for infectious diseases like tuberculosis, complete socio-  
239 demographic and clinical information on individuals with presumptive tuberculosis cannot be  
240 linked across the Infectious Disease Reporting System and the Tuberculosis Information  
241 Management System due to the different identification numbers, even both of which were  
242 developed by the China Centers for Disease Control and Prevention (CDC), thus analysis on  
243 characteristics of individuals who did not complete the referral are not feasible.<sup>58</sup> Finally,  
244 since many patients do not seek first contact care (e.g. for acute self-limiting conditions) from  
245 PHC institutions, this severely limits the opportunity of integrating clinical care and public  
246 health services.

247

## 248 **Continuity of care**

249 PHC providers are in a central position to coordinate a person's care needs, from  
250 prevention, disease management to curative care. There are several barriers to overcome  
251 before this aspiration becomes a reality. The concept of continuity of care entails several  
252 dimensions. First, 'relational continuity' encourages patients to enter into contractual  
253 arrangements with family doctors. However, China does not make it compulsory for patients  
254 to see PHC providers as their first contact. As the first step towards building a gatekeeping  
255 system, the government has introduced a family doctor registration policy by which each  
256 resident would be registered with a team of family doctor,<sup>59</sup> however, it is still in an early  
257 stage and its potential has yet to be realised. Moreover, there is a general lack of patient

258 awareness about the importance of continuity of care. In a study in Beijing, patients' strong  
259 preference for free choice between general practitioners and specialists was not aligned with  
260 relational continuity with PHC.<sup>60</sup>

261 Second, there is inadequate 'informational continuity' throughout the system. The  
262 electronic medical record system in PHC institutions is still commonly unavailable,  
263 fragmented, and isolated in its ability to integrate and analyse comprehensive information  
264 about individual patients.<sup>5</sup> The establishment of the centralised resident health record system  
265 in the National Basic Public Health Service Program for the entire catchment populations  
266 potentially places PHC services in a position to take a cradle-to-grave approach to managing  
267 health care. However, the potential to use these data goes unfulfilled.

268 Third, with respect to 'managerial continuity', because PHC institutions and hospitals  
269 are financed, governed, and managed separately,<sup>61</sup> there are barriers to ensuring consistency,  
270 coordination, and quality of care across sites of care. Thus, there are few opportunities for  
271 different health care providers to maximise effectiveness of the joint efforts and minimise  
272 wastage from redundant actions and interventions.

273

## 274 **Recommendations for Improvement**

275 To improve the quality of PHC in China, we propose recommendations for addressing  
276 the structural and process weaknesses in the system. Overtime, China could modernize its  
277 PHC system through the establishment of a learning platform for evidence generation and  
278 training, as well as performance monitoring and promoting.<sup>62</sup> These recommendations could  
279 guide China's action plans in terms of policy formulation and designing pilots to test the  
280 recommendations' effects and feasibility.

### 281 **Enhance the quality of training for new and current primary health care** 282 **workforce**

283 The State Council issued the guidance on reform and development of training and  
284 incentive mechanisms for PHC physicians (appendix I).<sup>63</sup> Despite this, a comprehensive range

285 of detailed recommendations on the quality of training are needed to address the wide  
286 variation in standards of medical school education. First, the Ministry of Education should  
287 consider working closely with the National Health Commission to elevate and monitor the  
288 quality of training in medical schools and establish accreditation systems. In addition to  
289 training qualified PHC physicians, departments of general practice in medical colleges should  
290 also develop the academic discipline and nurture the next generation of teachers and leaders,  
291 who will drive the agenda of PHC development and generate the evidence that is needed to  
292 strengthen this field. Second, measures should be implemented to ensure that students attain  
293 an appropriate level of clinical competence, and be exposed to PHC throughout the training.  
294 Increasingly training should prepare them to work in multi-professional teams, and emphasis  
295 should be placed on the importance of doctor-patient communication, for example, empathy  
296 and shared decision-making, in building trust between patients and PHC providers. Third, the  
297 government could also consider setting targets for the percentage of medical graduates who  
298 would pursue post-graduate training in general practice,<sup>64</sup> and develop strategies for inspiring  
299 students to work in PHC, like exposing undergraduate medical students to PHC and  
300 community health service early in the curriculum.<sup>65</sup>

301 In the training for current PHC workforce, clinical practice guidelines need to be tailored  
302 for PHC settings and contain feasible and affordable recommendations, including a patient-  
303 centred perspective with integration of patients' goals.<sup>66</sup> These guidelines should focus on the  
304 use of cost-effective diagnostic approaches and treatment measures, rather than on, for  
305 example, disease aetiology or the pharmacology of medications. China would benefit from a  
306 body that oversees the development of disease management protocols, with involvement of  
307 PHC providers, which in turn could inform the training of PHC physicians on appropriate and  
308 contextualised use. Additionally, incentives would help to motivate PHC doctors to  
309 participate the Continuing Medical Education and other in-service training programs, such as  
310 providing certifications that are meaningful in their career development and ensuring incomes  
311 when they temporarily leave their posts for training.

312 In addition to doctors, the key role of nurses and other health workers in PHC should be  
313 recognized and promoted. Specifically, recent pilot projects on nurse practitioner training,  
314 including those that accept new graduates with bachelor degrees from School of Nursing in  
315 medical colleges, and others that assign mid-career nurses to practise in PHC institution,  
316 could be considered a promising way to strengthen PHC workforce, particularly for chronic  
317 diseases management.<sup>67</sup>

318

319 **Establish performance accountability to incentivize high-quality and high-value**  
320 **care**

321 There is a need for national quality measurement and improvement systems that are  
322 linked with incentives to ensure that practices are monitored, outcomes are assessed, and  
323 providers are held accountable. Systematic quality improvement requires not only  
324 comprehensive indicators, reliable data, and in-depth analysis, but also financial and non-  
325 financial incentive mechanisms. These measures need to be timely, accurate and actionable.

326 Relevant authorities, including the National Health Commission and the National  
327 Healthcare Security Administration, could consider strengthening capacity of departments  
328 responsible for health-care quality (e.g., the division of medical management in different  
329 levels of Health Commissions and national and local Medical Quality Management and  
330 Control Centers). The departments could be tasked with monitoring the quality of care  
331 provision and provide feedback and support to address gaps in quality.

332 Social health insurance program's payments to care providers should reward good  
333 performance and outcome. Meanwhile publicly available data on care quality could increase  
334 accountability, engender trust, and drive improvement. Performance in the management of  
335 NCDs such as hypertension is a prime candidate for such initiatives. The newly established  
336 National Primary Health Care Hypertension Management Office in China is an example  
337 (panel 5).

338 **Integrate clinical care with basic public health services**

339 China should consider combining the public health budget with the social health  
340 insurance budget and shifting the payment of PHC teams from fee-for-service to a capitation  
341 payment method.<sup>68</sup> The capitation payment rate should be risk adjusted and the rate should  
342 cover costs for providing health promotion, prevention, management, and clinical care by the  
343 PHC physicians and teams. This will encourage PHC physicians to coordinate preventive care  
344 with clinical care, thereby leading to better management and better outcomes for the patients.

345 The National Basic Public Health Service Program should consider emphasising that  
346 clinical care, including appropriate prescribing of tests and medications, is essential to  
347 achieve the goal of health management and disease control. At the national level, in addition  
348 to the CDC, the leading professional institutions related to the major diseases covered by the  
349 National Basic Public Health Service Program could be involved in task definition, guideline  
350 development, implementation monitoring, and performance assessment of the services. At the  
351 county level, an alliance between the CDC and the county hospital could assume  
352 responsibility for the guidance and monitoring of the National Basic Public Health Service  
353 Program. At the organisational level, PHC institutions should have full autonomy in  
354 personnel and financial management to optimise the resource allocation and payment  
355 incentive with the aim to integrate clinical care and basic public health services.

356 Most performance assessments of PHC institutions examine the quantity of public health  
357 services provided, but assessments should also include additional measures of clinical care  
358 processes (e.g., availability of basic medications and proportion of appropriate prescriptions)  
359 and patient health outcomes (e.g., avoidable hospitalization, incidence of stroke, heart attack,  
360 and premature death).

### 361 **Strengthen the coordination between primary health care institutions and** 362 **hospitals**

363 To establish a medical alliance or integrated delivery system as encouraged by the State  
364 Council of China<sup>69</sup> and recommended globally,<sup>70</sup> PHC institutions and hospitals need to  
365 closely coordinate their functions. In addition to vertical technical support provided by

366 hospitals to the PHC institutions within the same catchment areas, deeper coordination  
367 between them should be implemented to best suit local contexts (panel 6), with integrated  
368 systems for staff training, medication supply, health IT support, equipment procurement, and  
369 most importantly, alignment of economic interests.<sup>71</sup>

370 To encourage PHC institutions and secondary or tertiary hospitals to coordinate, it is  
371 essential to change the provider payment mechanism from one that pays each facility  
372 separately, such as by fee-for-service, diagnosis-related-groups, to one that pays according to  
373 the size of the population served and the quality of care delivered. The aforementioned  
374 capitation payment methods should cover services at the primary care level as well as the  
375 secondary care hospitals, and eventually be extended to cover tertiary care level. The  
376 envisioned primary, secondary, and tertiary care team would jointly manage the capitated  
377 funds. If there were savings, they would be shared by the team. This gives incentives for the  
378 team to collaborate to invest in prevention and health maintenance and to shift the locus of  
379 care to PHC institutions to reduce costs. However, there need to be outcomes assessments to  
380 ensure that people are not adversely affected by the rationing of services to increase profit  
381 margins.

### 382 **Improve information system towards building a learning primary health care** 383 **system**

384 An integrated electronic health record system per citizen is needed to improve the quality  
385 and efficiency in PHC institutions as well as the entire health care system (panel 7). China  
386 should address the challenges in the two core information technology (IT) systems in PHC  
387 institutions – the Residents Health Record System for basic public health services and the  
388 Electronic Medical Record System for clinical care.<sup>5</sup> First, clinical IT systems like Electronic  
389 Medical Records should be available in all PHC institutions, including village clinics.  
390 Second, the development and deployment of clinical IT systems in PHC institutions need to  
391 be centralised, with standardised data structures, definitions, use of appropriate classification  
392 systems such as International Classification of Primary Care,<sup>72</sup> to ensure integration and

393 interoperability. Third, the Residents Health Record System that was implemented nationwide  
394 in the National Basic Public Health Service Program should be integrated with the delivery of  
395 clinical care, to ensure that the health data can be used to facilitate appropriate and efficient  
396 clinical practice. Fourth, the Electronic Medical Record Systems in PHC should be linked  
397 with the ones used in secondary and tertiary hospitals to facilitate patient referrals.

398 Over time, China should aim to build a learning PHC system that is data-driven and  
399 technology-enabled, with a real-time, high-performance IT system that can capture, organise,  
400 and normalise data from many sources, maintain data securely, grant access to data  
401 selectively, and provide the computational power to rapidly analyse data. The system should  
402 be able to produce insights and discoveries about the temporal quality of services, the  
403 comparative effectiveness of alternative strategies, and the underlying causal factors for the  
404 results being achieved, as well as to make them available to policy makers and researchers.

405 Equally important, the system should ensure that professionals are practicing at the top  
406 level of their training and in accordance with the most up-to-date evidence, with the IT  
407 support. Specifically, based on integrated data platform, there could be three IT tools that  
408 apply innovative technologies for staff training, decision support, and quality control,  
409 working in synergy. First, in-service training tools that are extended through internet and  
410 mobile internet. Online training could be an efficient way to train millions of PHC  
411 professionals in a vast country with wide access to the internet.<sup>73</sup> Such digital learning could  
412 potentially facilitate adaptive and personalised courses based on individual abilities. Second,  
413 decision support tools that are enhanced by artificial intelligence (AI). In addition to the basic  
414 function of decision support tools, including guideline recommendations, dosage calculations,  
415 and contraindications alerts, AI algorithms can enable these tools to generate new knowledge  
416 with designedly analysing data from the ongoing delivery of care. Third, quality monitoring  
417 and feedback tools that are based on big data. Technologies can, on the one hand, facilitate  
418 data integration from multiple systems in quality monitoring, to provide a perspective on a  
419 broad array of the process and outcomes of care; on the other hand, enable targeted and



420 timely analysis, with performance benchmarks determined in consideration of the local  
421 epidemiologic profiles and PHC characteristics.

422

## 423 **Conclusion**

424 During the past decade of health care reform, China prioritised the investment in its PHC  
425 system. However, the system is currently facing challenges in providing high-quality and  
426 high-value care to the population because of the shortfalls in several dimensions. We suggest  
427 a series of recommendations for China to implement or pilot-test with the goal to improve  
428 quality of PHC. In time, these would transform China's delivery system from one that is  
429 hospital-centric to an integrated system anchored in PHC and enabled by the latest technology  
430 and data. A strong and high quality PHC system will help China to achieve the social benefits  
431 enshrined in the national Healthy China 2030 strategy.

432

## 433 **Acknowledgements**

434 We appreciate the multiple contributions made by study teams at the National Center for  
435 Cardiovascular Diseases, and the local sites in the collaborative network in the realms of  
436 study design and operations, particularly data collection by Na Tian, Jianlan Cui, Xin Sun,  
437 Wei Xu, and Bo Gu, and data cleaning and analysis by Shuang Hu, Xueke Bai, Chaoqun Wu.  
438 We appreciate George Mensah from the National Institutes of Health for his support in study  
439 design. We appreciate Maria Johnson from the Yale School of Medicine, Yueqian Sun from  
440 the University of Birmingham, as well as Jiali Song, Aoxi Tian, and Xingyi Zhang from the  
441 National Center for Cardiovascular Diseases for their support in manuscript coordinating and  
442 editing. We appreciate Yun Wang from the Harvard T.H. Chan School of Public Health,  
443 Nishali Patel, and Sara Albala from the London School of Economics and Political Science,  
444 and Weiyan Jian and Xi Yao from Peking University Health Science Center for their support  
445 in data cleaning and analysis. We appreciate BeiBei Yuan, Dan Wang, and Huiwen Li from

446 Peking University Health Science Center, Lihua Zhang, Danwei Zhang, and Xinghe Huang  
447 from the National Center for Cardiovascular Diseases, and Qinglan Ding from the Center for  
448 Outcomes Research and Evaluation, Yale-New Haven Hospital, who searched the published  
449 work, extracted data, and summarised findings. We appreciate Shiwani Mahajan, Suveen  
450 Angraal, Yuan Lu, and Andrew Zhang from Center for Outcomes Research and Evaluation,  
451 Yale-New Haven Hospital for editing and proofreading.

452

### 453 **Author Contributions**

454 SH conceived the review and take responsibility for all aspects of it. XL, HMK, and WY  
455 designed the study and wrote the first draft. KC and JLu participated in and made critical  
456 suggestions for interoperating the findings and generating the recommendations. JDM, QM,  
457 EAM, CL, MS, QZ, DRX, LL, SLN, RP, JLi, ZW, HY, RGe, SC, XG, RGu, HJ, YK, ZP,  
458 XW, SX, XX, YZ, JZ, and SZ participated in discussion and provided comments in revision.  
459 All authors approved the final version of the Review.

460

### 461 **Declaration of Interests**

462 The authors declared no relevant conflict of interest.

463

### 464 **Role of the Funding Source**

465 This project was partly supported by the Chinese Academy of Medical Sciences  
466 Innovation Fund for Medical Science (2017-I2M-1-003, 2017-I2M-2-002, 2016-12M-2-004,  
467 2016-12M-1-006), the National Key Technology R&D Program (2017YFC1310801,  
468 2017YFC1310803) from the Ministry of Science and Technology of China, the Major Public  
469 Health Service Project from the Ministry of Finance and National Health and Family  
470 Planning Commission of China, the China-WHO Biennial Collaborative Projects 2016-2017  
471 (2016/664424-0), the Research Special Fund for Public Welfare Industry of Health

472 (201502009) from the National Health and Family Planning Commission of China, and the  
473 111 Project from the Ministry of Education of China (B16005). The funders had no role in the  
474 study design, data collection, data analysis, data interpretation, or writing of the report.

475

## 476 **References**

- 477 1. Chen Z. Launch of the health-care reform plan in China. *Lancet* 2009; **373**(9672):  
478 1322-4.
- 479 2. BBC NEWS ASIA. Ageing China: Changes and challenges. 2012.  
480 <http://www.bbc.com/news/world-asia-19630110> (accessed Jun. 5th 2018).
- 481 3. Ministry of Health of the People's Republic of China. China health statistical  
482 yearbook 2009. Beijing: Peking union medical college publishing house; 2010.
- 483 4. National Health Commission of the People's Republic of China. China health  
484 statistical yearbook 2019. Beijing: Peking union medical college publishing house; 2019.
- 485 5. Li X, Lu J, Hu S, et al. The primary health-care system in China. *Lancet* 2017;  
486 **390**(10112): 2584-94.
- 487 6. CPC Central Committee, State Council. The outline of the Healthy China 2030  
488 strategy. 2016. [http://www.gov.cn/zhengce/2016-10/25/content\\_5124174.htm](http://www.gov.cn/zhengce/2016-10/25/content_5124174.htm)  
489 (accessed May 31 2018).
- 490 7. Yip W, Fu H, Chen AT, et al. 10 years of health-care reform in China: progress  
491 and gaps in Universal Health Coverage. *The Lancet* 2019; **394**(10204): 1192-204.
- 492 8. Li Z, Hou J, Lin L, Tang S, Jin M. On residents' satisfaction with community health  
493 services after health care system reform in Shanghai, China, 2011. *BMC Public Health*  
494 2012; **12**(Suppl 1): S9-S.
- 495 9. Donabedian A. The Quality of Care - How Can It Be Assessed. *Jama-J Am Med*  
496 *Assoc* 1988; **260**(12): 1743-8.
- 497 10. Kringos DS, Boerma WG, Bourgueil Y, et al. The european primary care monitor:  
498 structure, process and outcome indicators. *BMC family practice* 2010; **11**(1): 81.
- 499 11. Su M, Zhang Q, Lu J, et al. Protocol for a Nationwide Survey of China's Primary  
500 Health Care: The China PEACE MPP Primary Health Care Survey. *BMJ open* 2017; **7**:  
501 e016195.
- 502 12. Liang J, Li X, Kang C, et al. Maternal mortality ratios in 2852 Chinese counties,  
503 1996-2015, and achievement of Millennium Development Goal 5 in China: a  
504 subnational analysis of the Global Burden of Disease Study 2016. *Lancet* 2019;  
505 **393**(10168): 241-52.
- 506 13. National Health and Family Planning Commission of the People's Republic of  
507 China. Q & A on immunization and vaccination. 2016.  
508 [http://www.nhfpc.gov.cn/zhuzhijbyfykz/201604/cd82bd6b447a44a687dd931ef89e2a](http://www.nhfpc.gov.cn/zhuzhijbyfykz/201604/cd82bd6b447a44a687dd931ef89e2a70.shtml)  
509 [70.shtml](http://www.nhfpc.gov.cn/zhuzhijbyfykz/201604/cd82bd6b447a44a687dd931ef89e2a70.shtml) (accessed March 13 2018).
- 510 14. Sylvia S, Shi Y, Xue H, et al. Survey using incognito standardized patients shows  
511 poor quality care in China's rural clinics. *Health Policy Plan* 2015; **30**(3): 322-33.
- 512 15. Sylvia S, Xue H, Zhou C, et al. Tuberculosis detection and the challenges of  
513 integrated care in rural China: A cross-sectional standardized patient study. *PLOS*  
514 *Medicine* 2017; **14**(10): e1002405.

- 515 16. Daniels B, Kwan A, Pai M, Das J. Lessons on the quality of tuberculosis diagnosis  
516 from standardized patients in China, India, Kenya, and South Africa. *Journal of Clinical*  
517 *Tuberculosis and Other Mycobacterial Diseases* 2019; **16**: 100109.
- 518 17. Li Y. China's misuse of antibiotics should be curbed. *BMJ (Clinical research ed)*  
519 2014; **348**: g1083.
- 520 18. Li Y, Xu J, Wang F, et al. Overprescribing in China, driven by financial incentives,  
521 results in very high use of antibiotics, injections, and corticosteroids. *Health affairs*  
522 *(Project Hope)* 2012; **31**(5): 1075-82.
- 523 19. Yip W, Powell-Jackson T, Chen W, et al. Capitation combined with pay-for-  
524 performance improves antibiotic prescribing practices in rural China. *Health Aff*  
525 *(Millwood)* 2014; **33**(3): 502-10.
- 526 20. Yin X, Song F, Gong Y, et al. A systematic review of antibiotic utilization in China.  
527 *The Journal of antimicrobial chemotherapy* 2013; **68**(11): 2445-52.
- 528 21. World Health Organization. Using Indicators to Measure Country  
529 Pharmaceutical Situations. 2006.  
530 <http://www.who.int/medicines/publications/WHOTCM2006.2A.pdf> (accessed Jun 30  
531 2017).
- 532 22. Wang J, Wang P, Wang X, Zheng Y, Xiao Y. Use and prescription of antibiotics in  
533 primary health care settings in China. *JAMA Intern Med* 2014; **174**(12): 1914-20.
- 534 23. Zhang X, Cui Y, Liu C, Zuo K, Tang Y. Antibiotic Sales in Primary Care in Hubei  
535 Province, China: An Analysis of 2012–2017 Procurement Records. *International journal*  
536 *of environmental research and public health* 2019; **16**(18): 3376.
- 537 24. Xiao Y. Antimicrobial Stewardship in China: Systems, Actions and Future  
538 Strategies. *Clinical Infectious Diseases* 2018; **67**(suppl\_2): S135-S41.
- 539 25. Lu J, Lu Y, Wang X, et al. Prevalence, awareness, treatment, and control of  
540 hypertension in China: data from 1.7 million adults in a population-based screening  
541 study (China PEACE Million Persons Project). *Lancet* 2017; **390**(10112): 2549-58.
- 542 26. Su M, Zhang Q, Bai X, et al. Availability, cost, and prescription patterns of  
543 antihypertensive medications in primary health care in China: a nationwide cross-  
544 sectional survey. *Lancet* 2017; **390**(10112): 2559-68.
- 545 27. Li X, Ji Y. Prescription analysis of anti-hypertensive drugs for community  
546 hospital outpatient in Shanghai. *World Clinical Drugs* 2014; **35**(10): 611-6.
- 547 28. Yan W, Lin J. Analysis of drug application for elderly patients with hypertension  
548 in a community from 2010 to 2012. *Clinical Medical & Engineering* 2014; (11): 1501-3.
- 549 29. Lu J, Lu Y, Wang X, et al. Prevalence, awareness, treatment, and control of  
550 hypertension in China: data from 1.7 million adults in a population-based screening  
551 study (China PEACE Million Persons Project). *Lancet* 2017; **390**(10112): 2549-58.
- 552 30. Li Y, Yang L, Wang L, et al. Burden of hypertension in China: A nationally  
553 representative survey of 174,621 adults. *Int J Cardiol* 2017; **227**: 516-23.
- 554 31. Wang Z, Chen Z, Zhang L, et al. Status of hypertension in China: results from  
555 the China hypertension survey, 2012-2015. *Circulation* 2018; **137**: 2344–56.
- 556 32. Organisation for Economic Co-operation and Development. Health Care  
557 Quality Indicators - Primary Care. [https://www.oecd.org/els/health-systems/hcqi-](https://www.oecd.org/els/health-systems/hcqi-primary-care.htm)  
558 [primary-care.htm](https://www.oecd.org/els/health-systems/hcqi-primary-care.htm) (accessed Oct-28 2019).
- 559 33. Center for Health Statistics and Information NHaFPC. An Analysis Report of  
560 National Health Services Survey in China, 2013. Beijing: Peking Union Medical College  
561 Publish House; 2015.

- 562 34. Wang L, Gao P, Zhang M, et al. Prevalence and Ethnic Pattern of Diabetes and  
563 Prediabetes in China in 2013. *JAMA* 2017; **317**(24): 2515-23.
- 564 35. Sun M, Rasooly A, Jian W. Quality of primary health care in China: an analysis  
565 of data from a nationwide longitudinal survey. *The Lancet* 2018; **392**: S74.
- 566 36. National Health and Family Planning Commission of the People's Republic of  
567 China. China health and family planning statistical yearbook 2017. Beijing: Peking  
568 Union Medical College Publishing House; 2018.
- 569 37. State Council, Central Committee of the Communist Party of China. Guidance  
570 of the State Council on the establishment of a general practitioner system. 2011.  
571 [http://www.gov.cn/zwggk/2011-07/07/content\\_1901099.htm](http://www.gov.cn/zwggk/2011-07/07/content_1901099.htm) (accessed May 5 2018).
- 572 38. Ministry of Health of the People's Republic of China. China health statistical  
573 yearbook 2013. Beijing: Peking union medical college publishing house; 2014.
- 574 39. Shan H, Guo Y, Wei H. The analysis on the current status of community health  
575 human resource in Heilongjiang. *Chinese Health Economics* 2013; (12): 62-4.
- 576 40. Wong WCW, Jiang S, Ong JJ, et al. Bridging the Gaps Between Patients and  
577 Primary Care in China: A Nationwide Representative Survey. *Ann Fam Med* 2017; **15**(3):  
578 237-45.
- 579 41. Meng Q, Yang h, Chen W, Sun Q, Liu X. People's Republic of China health system  
580 review. Geneva, Switzerland: World Health Organization; 2015.
- 581 42. Liang S, Deng H, Liu S, et al. Competency building for lay health workers is an  
582 intangible force driving basic public health services in Southwest China. *BMC Health*  
583 *Serv Res* 2019; **19**(1): 596.
- 584 43. Yip WC-M, Hsiao WC, Chen W, Hu S, Ma J, Maynard A. Early appraisal of China's  
585 huge and complex health-care reforms. *Lancet* 2012; **379**(9818): 833-42.
- 586 44. Yi H, Miller G, Zhang L, Li S, Rozelle S. Intended and unintended consequences  
587 of China's zero markup drug policy. *Health Aff (Millwood)* 2015; **34**(8): 1391-8.
- 588 45. Zhu J. Study on the influence of zero-profit drug policy on the economic  
589 operation and medical expenses of primary health care institutions [Master]: Anhui  
590 Medical University; 2012.
- 591 46. Tian L. Research on the operating cost and compensating mechanism of basic  
592 medical institutions in Jilin province [Master]: Jilin University; 2015.
- 593 47. Qin L, Jiang Z. Public financial support and behavioral distortion of rural  
594 primary medical service. *Review of Economic Research* 2011; (67): 38-42.
- 595 48. National Health Commission of the People's Republic of China. China health  
596 statistical yearbook 2018. Beijing: Peking union medical college publishing house; 2019.
- 597 49. Qin J, Lin C, Zhang L, Zhang Y. Patient Satisfaction with Primary Care in Highly  
598 Focused Districts/Counties during the Comprehensive Reform of Primary Care System  
599 in China. *Chinese General Practice (Chin)* 2018; **21**(01): 36-40.
- 600 50. Zhang P, Zhao L, Liang J, et al. Societal determination of usefulness and  
601 utilization wishes of community health services: a population-based survey in Wuhan  
602 city, China. *Health Policy Plan* 2015; **30**(10): 1243-50.
- 603 51. State Council, Central Committee of the Communist Party of China.  
604 "Thirteenth-five year plan" for health system reform. Beijing, 2016.
- 605 52. State Council, Central Committee of the Communist Party of China. Guiding  
606 opinions of the General Office of the State Council on promoting the construction of  
607 hierarchical diagnosis and treatment system. 2015.  
608 [http://www.gov.cn/zhengce/content/2015-09/11/content\\_10158.htm](http://www.gov.cn/zhengce/content/2015-09/11/content_10158.htm) (accessed May

609 30 2018).

610 53. Guo L, Bao Y, Ma J, et al. Quality of community basic medical service utilization  
611 in urban and suburban areas in Shanghai from 2009 to 2014. *PLoS One* 2018; **13**(5):  
612 e0195987.

613 54. Li W, Gan Y, Dong X, et al. Gatekeeping and the utilization of community health  
614 services in Shenzhen, China: A cross-sectional study. *Medicine* 2017; **96**(38): e7719.

615 55. Lin W, Dai T, Zhu X. Analysis on the practice of health care alliance reform in  
616 Tianchang County of Anhui. *Chinese Health Economics (Chin)* 2017; **36**(4): 74-7.

617 56. Chen Q, Wan Y, Wang Y, Hu H. Current status of construction and application  
618 of primary healthcare information system function in China. *Chinese Hospital  
619 Management* 2016 **36**(9): 41-4.

620 57. National Health and Family Planning Commission of the People's Republic of  
621 China. National basic public health service specification (third edition). 2017.  
622 [http://www.nhfpc.gov.cn/jws/s3578/201703/d20c37e23e1f4c7db7b8e25f34473e1b.  
623 shtml](http://www.nhfpc.gov.cn/jws/s3578/201703/d20c37e23e1f4c7db7b8e25f34473e1b.shtml) (accessed March 28 2017).

624 58. Khan MS, Wu S, Wang X, Coker R. Optimising routine surveillance systems for  
625 informing tuberculosis control policies in China. *Health Policy and Planning* 2017;  
626 **32**(suppl\_2): ii12-ii4.

627 59. National Health Commission of the People's Republic of China. Guiding  
628 opinions on standardized management of contract service by family doctors. 2018.  
629 [http://www.nhc.gov.cn/jws/s7874/201810/be6826d8d9d14e849e37bd1b57dd4915.  
630 shtml](http://www.nhc.gov.cn/jws/s7874/201810/be6826d8d9d14e849e37bd1b57dd4915.shtml) (accessed Aug 14 2019).

631 60. Liu C, Wu Y, Chi X. Relationship preferences and experience of primary care  
632 patients in continuity of care: a case study in Beijing, China. *BMC Health Serv Res* 2017;  
633 **17**(1): 585.

634 61. Meng Q, Yang H, Chen W, Sun Q, Liu X. People's Republic of China health  
635 system review. *Health Systems in Transition* 2015; **5**(7).

636 62. Jiang L, Krumholz HM, Li X, Li J, Hu S. Achieving best outcomes for patients with  
637 cardiovascular disease in China by enhancing the quality of medical care and  
638 establishing a learning health-care system. *Lancet* 2015; **386**(10002): 1493-505.

639 63. General Office of the State Council. Opinions on strengthening collaborations  
640 between departments of health and education, to promote the reform and  
641 development of medical education. 2017. [http://www.gov.cn/zhengce/content/2017-  
642 07/11/content\\_5209661.htm](http://www.gov.cn/zhengce/content/2017-07/11/content_5209661.htm) (accessed Sep 30 2018).

643 64. Maeseneer JD. Scaling up family medicine and primary health care in Africa:  
644 statement of the Primafamed network, Victoria Falls, Zimbabwe. *African Journal of  
645 Primary Health Care and Family Medicine* 2013; **5**(1): 61-3.

646 65. Strasser R, Cheu H. Needs of the many: Northern Ontario School of Medicine  
647 students' experience of generalism and rural practice. *Can Fam Physician* 2018; **64**:  
648 449-55.

649 66. Maeseneer JD, Boeckxstaens P. James Mackenzie Lecture 2011: multimorbidity,  
650 goal-oriented care, and equity. *British Journal of General Practice* 2012; **62**(600): 522-  
651 4.

652 67. Zhan Q, Shang S, Li W, Chen L. Bridging the GP gap: nurse practitioners in China.  
653 *The Lancet* 2019; **394**(10204): 1125-7.

654 68. Magill MK. Time to Do the Right Thing: End Fee-for-Service for Primary Care.  
655 *Annals of family medicine* 2016; **14**(5): 400-1.

- 656 69. State Council of the People's Republic of China. Guiding opinion on promoting  
657 the establishment and development of medical alliances. 2017.  
658 [http://www.gov.cn/zhengce/content/2017-04/26/content\\_5189071.htm](http://www.gov.cn/zhengce/content/2017-04/26/content_5189071.htm) (accessed  
659 Aug 14 2019).
- 660 70. World Bank Group, World Health Organization, Ministry of Finance, National  
661 Health and Family Planning Commission, Ministry of Human Resources and Social  
662 Security. HEALTHY CHINA: Deepening Health Reform In China Building High-Quality  
663 And Value-Based Service Delivery; 2016.
- 664 71. Yuan S, Wang F, Zhao Y, Liu Y. Assessing perceived quality of primary care under  
665 hospital-township health centre integration: A cross-sectional study in China. *Int J*  
666 *Health Plann Manage* 2019.
- 667 72. World Organization of National Colleges, Academies and Academic  
668 Associations of General Practitioners/Family Physicians. ICPC-2 : international  
669 classification of primary care. 1998.
- 670 73. National radio office of the People's Republic of China. Annual report on radio  
671 management in China (2018). 2019.  
672 <http://www.miit.gov.cn/n1146290/n1146402/n1146440/c6692260/content.html>  
673 (accessed Aug 20th 2019).
- 674 74. National Center for Cardiovascular Diseases. Report on Cardiovascular  
675 Diseases in China (2016). Beijing, China: Encyclopedia of China Publishing House; 2017.
- 676 75. Bi Z, Liang X, Xu A, et al. Hypertension prevalence, awareness, treatment, and  
677 control and sodium intake in Shandong Province, China: baseline results from  
678 Shandong-Ministry of Health Action on Salt Reduction and Hypertension (SMASH),  
679 2011. *Preventing chronic disease* 2014; **11**: E88.
- 680 76. Yang L, Yan J, Tang X, Xu X, Yu W, Wu H. Prevalence, Awareness, Treatment,  
681 Control and Risk Factors Associated with Hypertension among Adults in Southern  
682 China, 2013. *PLoS One* 2016; **11**(1): e0146181.
- 683 77. Yin M, Augustin B, Fu Z, Yan M, Fu A, Yin P. Geographic Distributions in  
684 Hypertension Diagnosis, Measurement, Prevalence, Awareness, Treatment and  
685 Control Rates among Middle-aged and Older Adults in China. *Scientific reports* 2016;  
686 **6**: 37020.
- 687 78. Wan B. Management model of clinical pathway of community medical for  
688 patients with chronic obstructive pulmonary disease. *For All Health* 2015; (12): 79-80.
- 689 79. Fan L, Feng SX, Han B, et al. Prevalence, awareness, treatment and control of  
690 hypertension in Henan Province, China. *The Australian journal of rural health* 2014;  
691 **22**(5): 264-9.
- 692 80. Acevedo MF UD, Ablan M. Transition and gap models of forest dynamics. *Ecol*  
693 *Appl* 1995; **5**: 1040–55.
- 694 81. National Basic Public Health Service Project Primary Healthcare Hypertension  
695 Management Office, Primary Healthcare Hypertension Management Commission.  
696 National Primary Healthcare Hypertension Guide. *Chinese Circulation Journal* 2017; **32**:  
697 1041–48 (in Chinese).
- 698 82. Zhou S. Exploring the development trajectory of rural medical security system.  
699 *International Health Tribune (Chin)* 2002; **6**: 18–9.
- 700 83. Ministry of Health of People's Republic of China. Report about Some Policy  
701 Issues on the Healthcare Reform. 1985. [http://www.china.com.cn/law/flfg/txt/2006-](http://www.china.com.cn/law/flfg/txt/2006-08/08/content_7060220.htm)  
702 [08/08/content\\_7060220.htm](http://www.china.com.cn/law/flfg/txt/2006-08/08/content_7060220.htm) (accessed Nov 14 2015).

703 84. World Health Organization. The World Health Report 2000: health systems:  
704 improving performance. Geneva, Switzerland: World Health Organization; 2000.

705 85. Bo JW. Yanfeng Ge: Reflection on the Healthcare Reform in China. June 6 2005.  
706 <http://www.china.com.cn/chinese/OP-c/882094.htm> (accessed Dec 10 2015).

707 86. Yang G, Kong L, Zhao W, et al. Emergence of chronic non-communicable  
708 diseases in China. *Lancet* 2008; **372**(9650): 1697-705.

709 87. Gong P, Liang S, Carlton EJ, et al. Urbanisation and health in China. *Lancet* 2012;  
710 **379**(9818): 843-52.

711 88. CPC Central Committee, State Council. The Plan for "Health China 2030". 2016.  
712 [http://www.gov.cn/xinwen/2016-10/25/content\\_5124174.htm](http://www.gov.cn/xinwen/2016-10/25/content_5124174.htm) (accessed May 17  
713 2017).

714

715



716 **Panels**

717 **Panel 1. Key messages**

1. In China, there is evidence of widespread gaps in the quality of primary health care, which leads to suboptimal population health and significant economic impact.
2. The shortfalls of primary health care system include: lack of training and educational opportunities for the practitioners; the fee-for-service model that incentivizes unnecessary testing and treatments; lack of integration between clinical care and public health service, as well as between health care sectors; insufficient continuity of care throughout the entire health care system.
3. In addition to general practitioner education, China could consider tailoring continuing training for the current primary health care workforce, in which online platform could cover a vast number of professionals and facilitate adaptive programs based on individual abilities.
4. At primary health care level, clinical care and public health services need to be integrated, with respect to provider payment, guideline recommendations, and performance assessment, to bring synergy in disease and health management.
5. Coordination between primary care and hospital care can be incentivized through a population-based capitation payment system and an IT platform to match the capabilities of different institutions with the comprehensive needs of the population.
6. China needs performance measurement and accountability in its primary health care system, with comprehensive indicators, reliable data, and in-depth analysis, as well as financial and non-financial incentive mechanisms.
7. The primary health care system should increasingly be configured to be a learning platform for knowledge generation and utilization, which is built on digital data and innovative technologies, particularly for staff training, decision support, and quality control.

719  
720

721 **Panel 2. European Primary Care Monitoring System: dimensions and features of**  
 722 **primary care**

The European Primary Care Monitoring System was established to assess the primary care comprehensively in 31 European countries. An assessment framework was developed to create a model for holistic analyses of primary care, with relevance, precision, flexibility, and discriminating power. A panel of primary care experts conducted a systematic review of the primary care literature published between 2003 and July 2008, to generate an overview of: 1) the dimensions of primary care; 2) essential features per dimension; 3) applied indicators to measure the features. The resulting framework describes the key dimensions of primary care systems at three levels: structure, process, and outcome level (elaborated in the table below), which was inspired by Donabedian’s health system analysis approach.<sup>10</sup>

**Primary care dimensions and features**

<b>Level</b>	<b>Dimension</b>	<b>Feature</b>
Structure	Governance of the primary care system	1. Health (care) goals; 2. Policy on equity in access; 3. (De)centralization of primary care management and service development; 4. Quality management infrastructure; 5. Appropriate technology in primary care; 6. Patient advocacy; 7. Ownership of primary care practices; 8. Integration of primary care in the health care system.
	Economic conditions of the primary care system	1. Health care expenditure; 2. Primary care expenditures; 3. Health care funding system; 4. Employment status of primary care workforce; 5. Remuneration system of primary care workforces; 6. Income of primary care workforce.
	Primary care workforce development	1. Profile of primary care workforce; 2. Recognition and responsibilities of primary care disciplines; 3. Education and retention; 4. Professional associations; 5. Academic status of primary care disciplines; 6. Future development of primary care workforce.

Process	Access to primary care services	1. Availability of primary care services; 2. Geographic access of primary care services; 3. Accommodation of accessibility (incl. physical access); 4. Affordability of primary care services; 5. Acceptability of primary care; 6. Utilisation of primary care services; 7. Equality in access.
	Continuity of care	1. Longitudinal continuity of care; 2. Informational continuity of care; 3. Relational continuity of care; 4. Management continuity of care.
	Coordination of care	1. Gatekeeping system; 2. Primary care practice and team structure; 3. Skill-mix in primary care; 4. Integration of primary care-secondary care; 5. Integration of primary care and public health.
	Comprehensiveness of primary care	1. Medical equipment available; 2. First contact for common health problems; 3. Treatment and follow-up of diseases; 4. Medical technical procedures and preventive care; 5. Mother/child/reproductive health care; 6. Health promotion.
Outcomes	Quality of primary care	1. Prescribing behaviour of primary care providers; 2. Quality of diagnosis and treatment in primary care; 3. Quality of chronic disease management; 4. Quality of mental health care; 5. Quality of maternal and child health care; 6. Quality of health promotion; 7. Quality of preventive care; 8. Effectiveness; 9. Practice safety.
	Efficiency of primary care	1. Allocative and productive efficiency; 2. Technical efficiency; 3. Efficiency in performance of primary care workforce.
	Equity in health	1. Equity in health.

723

724

725 **Panel 3. Literature search strategy**

To summarise the findings of studies on China's primary health care system, we searched the PubMed/Medline and CNKI (China National Knowledge Infrastructure) database in October 2019 (appendix C), to identify relevant studies on seven domains of primary health care (structural, human resources, electronic health record system, financial, insurance, medications, and quality of care) in China. In the PubMed/Medline, we used MeSH and free text terms in conjunction to increase sensitivity to potentially appropriate literature. The MeSH terms include "primary health care", "General Practice", "General Practitioners", "Physicians, Family ", "Community Health Services", "Delivery of Health Care", and terms for each specific domain. Search terms and all their possible synonyms and spellings were identified and used in the search strategy. In the database of CNKI, we used similar strategy to include literature published in Chinese journals.

726

727 **Panel 4. Hypertension control in primary health care, as well as the lifetime health and**  
728 **cost consequences in China**

There are more than 270 million patients with hypertension in China.<sup>74</sup> However, in population based studies of hypertension using large samples done after the launch of the programme, nationwide or in specific regions of China,<sup>25,30,31,75-79</sup> increased prevalence, low awareness, low treatment, and poor control of hypertension were found (appendix F), as well as wide variation in the results because of differences in the methodologies (e.g., differences in sampling and age groups included) among studies. Based on two reported national representative surveys, approximately one in four adults had hypertension in the period 2012–25.<sup>30,31</sup> Awareness and treatment rates were unsatisfactory among patients with hypertension, which translated into poor control of blood pressure overall (9.7%<sup>25</sup> and 15.3%<sup>31</sup>).

Poor control of cardiovascular risk factors in the Chinese population could ultimately result in compromised health outcomes. Based on the findings in the largest study on hypertension management in China,<sup>25</sup> we used a state-transition simulation model to predict the lifetime health lost (appendix G).<sup>80</sup> Among 1.7 million Chinese adults aged 35–75 years, gaps in awareness of hypertension result in a total of an estimated 3 336 000 years of life lost and 3 829 000 quality-adjusted life years (QALYs) lost; the treatment gap results in an estimated 6 318 000 years of life lost and 7 251 000 QALYs lost; and the control gap results in an estimated 24 914 000 years of life lost and 28 657 000 QALYs lost.

The suboptimal risk control and lost opportunities to prevent or mitigate disease at the primary care level in China has also had tremendous cost consequences. In the same state-transition simulation mode, the projected costs of antihypertensive drugs, cardiovascular disease event and management, and productivity were predicted from the gaps in hypertension awareness, treatment, and control. It would cost ¥125 million (discounted at 3% per year) per year to fill the awareness gaps, but reaching that scenario would save

¥486 million annually in event costs averted (including both acute and chronic care costs); it would further prevent a discounted productivity loss of ¥2691 million and monetised QALY losses of ¥2609 million per year. Overall, the economic losses due to the gaps in hypertension awareness, treatment, and control would be ¥5661 million, ¥10 722 million, and ¥35 331 million per year.

**Categories of economic impact due to gaps in hypertension awareness, treatment, and control (per year, in millions of 2015 yuan)**

	Awareness gap	Treatment gap	Control gap
Decreased antihypertensive drug cost	151	286	1 029
Decreased antihypertensive drug cost (discounted)	125	237	854
Increased cardiovascular disease event cost	548	1 039	3 085
Increased cardiovascular disease event cost (discounted)	486	920	2 725
Productivity loss	3 064	5 802	18 230
Productivity loss (discounted)	2 691	5 097	15 938
Monetized discounted quality-adjusted life years lost	2 609	4 942	17 521
<b>Total economic loss</b>	<b>5 661</b>	<b>10 722</b>	<b>35 331</b>

729

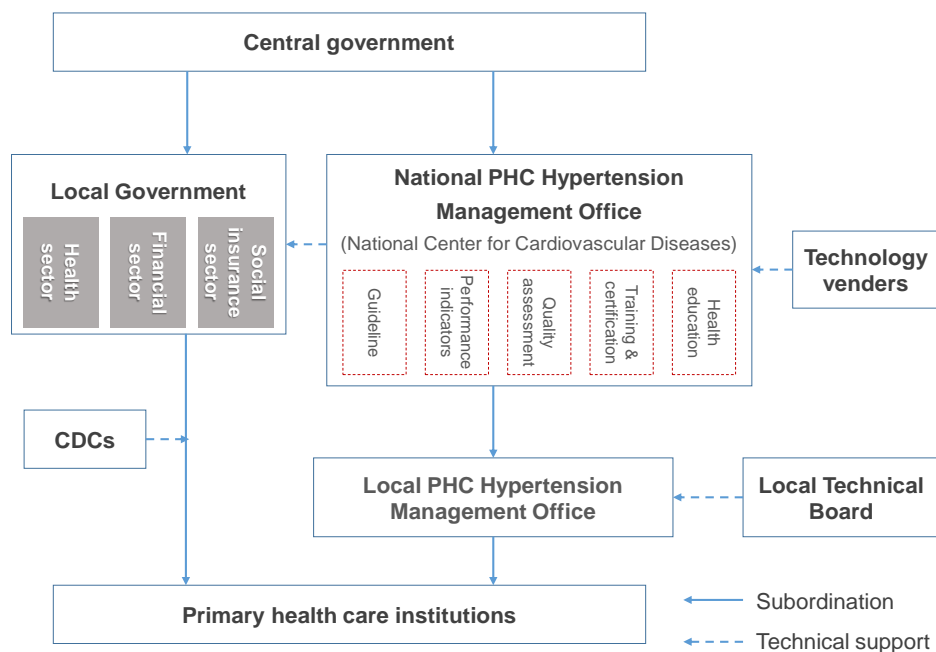
730

731

732 **Panel 5. A national initiative on improving primary health care – the National Primary**

733 **Health Care Hypertension Management Office**

The National Primary Health Care Hypertension Management Office was established in March 2017 with the charge to develop strategies and practices to improve hypertension management nationwide and to serve as a model for other services in the program (see figure below).



### **New model for primary health care hypertension management in China**

*CDC: Center for Disease Control and Prevention*

In practice, the Office developed five key strategies: 1) a new clinical practice guideline; 2) a set of performance indicators; 3) a quality assessment system; 4) training and certification mechanisms; and 5) health education platforms.



### Clinical practice guideline

With significant input from clinical and public health opinion leaders, WHO experts, policymakers, and representatives of primary care professionals, the guideline was developed with the premise that optimal primary health care must satisfy four key elements: it must be evidence-based, streamlined, practical, and affordable. To facilitate the application, a toolkit was released to provide a visual representation of the clinical pathway. In addition to clinical recommendations, the guideline also states the regulatory requirements and assessment indicators for primary health care hypertension management teams.<sup>81</sup>

### Performance indicators

Eight indicators for disease management were included: 1) evidence-based prescription rate; 2) blood pressure control rate; 3) standard follow-up rate; 4) incidence of cardiovascular events, such as stroke and myocardial infarction; 5) staff success rate in completing the training program; 6) availability of antihypertensive medications; 7) standard management rate; and 8) patients' compliance to hypertension treatment.

### Quality assessment data collection system

Key information of hypertension diagnosis, treatment, and prognosis is entered in real time at the baseline and follow-up visits at primary health care institutions through a customized developed electronic data collection system. Periodical reports based on a predefined analysis plan are generated automatically and sent to various users including policymakers and institution managers.

### Physician training and certification platform

A comprehensive free-of-charge platform (Yun-que, Xiong-ying, and Qun-yan) that provides both online and offline training sessions was established in Jan 2018. Within 1 year, more than 1.51 million physicians from 0.34 million primary health care institutions

nationwide registered for the Yun-que online training program, 0.78 million of whom were certified after successful completion. Through the use of health IT, personalized training modules are developed based on the evidence of strengths and weaknesses in practice. The Xiong-ying and Qun-yan programs have also held 27 offline training sessions, and trained more than 2000 individuals to assist practicing physicians.

#### Health education platform

The Office developed a bank of health education messages using behavioural change techniques applicable to the Chinese cultural context and compatible with Chinese beliefs and values. Primary care professionals can receive messages periodically from the bank through an application on their computers or smart phones, and push the messages to the most relevant persons (e.g., smoking cessation counselling for smokers), using short messages, or via Instant Messenger and social networks.

734

735

736 **Panel 6. How has Shenzhen been reforming its primary health care system?**

Shenzhen, a megacity in Southern China, is globally known for its rapid economic development and technological innovation. The average life expectancy for its 13 million permanent residents is 81 years, similar to that of the United Kingdom. There are 686 community health centres in Shenzhen, which provided 27.5 million clinical visits (about 30% in total) in 2017. Since 2016, the municipal government of Shenzhen has implemented a series of policies to strengthen its primary health care system by establishing primary care groups, which are networks of integrated management, shared responsibilities, and common interests.

Integrated Management

To set up tight Medical Alliances (医联体), the Shenzhen municipal government has established a primary care group, as independent legal entities in each district, to integrate distribution of medical resources, care delivery, and information utilization in primary health care institutions and hospitals. As the core of a primary care group, the tertiary general hospital has full autonomy in personnel and financial management of all the public community health centres within.

Health care professionals working in community health centres are employed by primary care groups and share the same salary standards and social insurance packages with their counterparts working in hospitals. Moreover, physicians in primary health care institutions have extra benefits compared with their counterparts in hospitals, including special subsidies from the government and more opportunities for technical post promotion.

Similar to physicians in tertiary and secondary hospitals, doctors in community health centres can prescribe any medication in the social medical insurance medication list issued by the government, including 48 antihypertensive drugs and 15 antidiabetic drugs.

Meanwhile, medication availability is ensured by the unified delivery system covering both community health centres and hospitals throughout the city.

Primary care groups use the unified electronic health record system to ensure that information is interoperable across institutions. In addition, three databases at the municipal level have been consolidated to inform health care management, including the electronic medical records across all levels of clinical care, digital health records with basic public health documents for every resident, and population records with vital registration and demographic information of the entire population.

#### Shared Responsibilities

The primary care groups are responsible for the full range of clinical care needs of local residents, whereas tertiary hospitals mainly provide emergency and inpatient care and community health centres handle common clinical visits and basic public health services.

In order to quickly strengthen the diagnosis and treatment capabilities of community health centres, a new pattern of tests in community health centres, diagnosed by the group based on telemedicine services within the primary care group, has been introduced and validated. In addition, the prescriptions from each community health centre are centrally reviewed by the pharmacist team in the local secondary hospitals.

Each individual resident has a contracted family doctor team that consists of specialists from tertiary hospitals and primary health care physicians from community health centres who are collectively expected to provide comprehensive and continuing care. Thus, establishing networks of teams has been a central function of primary care groups and a focus of health policies. Other sections of the health care system, including public health agencies and nursing institutions, are also now participating in the routine work of teams.

Several policies have been implemented to tighten the connections between members of the primary care group in care delivery. Public hospitals have established specialty clinics in 432 (60%) local community health centres, which have significantly improved the accessibility and quality of clinical care at the community level, with the price of services 20% lower than in tertiary hospitals and the health insurance reimbursement rates 30%

higher. Also, patients referred from community health centres have priority in outpatient visits, clinical tests, and hospital admissions in the hospitals, which has greatly promoted coordination within primary care groups.

#### Common Interests

The government of Shenzhen has implemented a needs-based capitation approach in social health insurance reimbursement, accompanied with differentiate pricing policies, to incentivize primary care groups to save costs. Each patient's annual capitation paid the providers by the government is mainly determined by his/her total health insurance payment during the last year. If the actual reimbursement amount this year is smaller than the capitation, the surplus can be kept by the patient's contracted primary care group. As a result, in the primary care groups, hospitals and community health centres have been collaborating to develop and implement strategies that save cost through, for example, containing outpatient visits to the community health centres where the price of services is 20% lower than in hospitals, prioritizing risk control and disease prevention, or reducing unnecessary use of advanced facilities. Meanwhile, patients are also incentivized to go to community health centres, since their out-of-pocket payment there (about 10% of the total cost) could be substantially reduced compared with what they would pay at hospitals (about 30% of the total cost) due to higher insurance coverage and lower price of services.

In the wake of the zero drug mark-up policy, the municipal Health Commission intends to incentivize health care providers to actively meet the clinical needs of the population via a subsidy system for medical services. Hospitals and community health centres can receive a 30-yuan subsidy from the government for each outpatient visit, regardless of the actual charge during the visit. Thus, the mechanism encourages physicians to deliver more services, rather than to prescribe more testing or drugs. Since 2017, the subsidy for community health centres has increased to 40 yuan per outpatient visit, so that the primary

care groups are shifting their focus of outpatient care from hospitals to community health centres within.

737

738

739

740 **Panel 7. Integrated National Electronic Health Records: experiences on information**  
741 **technology for primary health care in Finland**

In Finland, each of the 5.3 million citizens has a Personal Health Record, which is integrated into a national repository known as the eArchive. These together provide a centralized location for patients, health care providers, pharmacies, and social workers to keep track of patient information, communicate with each another, and make informed clinical decisions. Each patient is listed under a primary health care institution that takes full responsibility for the patient's integrated care, and patients have control over which social workers and health care professionals have access to their information. All patients have secure access to their own records over the Internet using their bank account credentials, mobile identity verification, or an electronic identity card. Patients use the system to fill prescriptions and update their health information in their Personal Health Records with home measurements including blood pressure, peak expiratory flow, blood glucose, diet, and exercise. Electronic communication between professionals and patients is supported by symptom checkers and follow-up forms, secured messages, or real-time chat. The care is linked to decision-support tools (e.g., guidelines of the most frequent problems encountered in primary health care) and also artificial intelligence that can help practitioners implement guidelines (e.g., the system checks if a medication prescribed by the family physician is compatible with the renal function of the patient and if not, proposes alternatives). In cases of referral, the information in the Personal Health Record is accessible by the specialist providers.

742

743

## Appendix

### A. Phases of development of primary health care in China

Since the establishment of the People's Republic of China in 1949, its primary health care system has gone through three major phases.

#### From the 1950s to the 1970s

China received global recognition for its achievements in health improvement and health system development. Its success was particularly notable in the rural areas, where overall health status improved in a relatively short period despite extremely scarce resources. The three-tiered health care delivery system, so-called "barefoot doctors" at village clinics, and low-cost universal health insurance (cooperative medical scheme) were considered the three key elements of its success. The three-tiered health care delivery system in rural areas comprises the clearly defined and well-operated functions of three levels of health providers and organization at the village, township, and county level. In parallel, a similar health care delivery structure was developed in urban areas comprised of three levels of health organizations at the street (now called community), district, and municipal level. China's strategy of focusing on the provision of preventive care and basic curative care at an affordable cost (through insurance coverage and low-cost services) was considered a model of health system development, and the country was intensively involved in the development of the 1978 Alma-Ata Declaration. Core primary health care concepts and policies within the Declaration, including full governmental support, accountability for health, inter-sectorial cooperation on health, affordable health care, education, and a comprehensive development system, were derived from China's successful experiences. The context within which China developed its health system was similar to that of many low-income countries, which was a key factor in the acceptance of the Chinese primary health care model by other developing countries when designing their own health systems.

#### From the 1980s to the early 2000s

The Chinese primary health care system faced challenges as a result of the central government reducing its role in health care financing and insurance organization. Insurance coverage rates under the cooperative medical scheme decreased from 95% in 1976 to 5% in 1985.<sup>82</sup> After several failed attempts to raise funds for health care, the Ministry of Health began emphasizing the importance of self-reliance, and it pursued alternative funding through market-oriented reform.<sup>83</sup> The integrated three-tiered health care delivery system was dismantled as health providers at the village level became privatized, while township-level and county-level hospitals/health centres became self-financing. Preventive care was phased out in favour of the higher revenues provided by curative care. Moreover, hospitals grew in number and scope of services, attracting an increasing number of patients in this competition with the primary health care system.<sup>4,36</sup> Thus the prior advantage in health care efficiency of China, in comparison with other countries with similar levels of development, was gradually losing. Rural health centres, in particular, experienced enormous difficulty under the market-oriented reforms. As the primary health care institutions deteriorated and relied on revenue from user fees, the public health functions of these facilities greatly diminished. During this time, China was widely criticized by both national and international academic and health care organizations for its inability to extend primary health care coverage to all. In its 2000 annual report, WHO ranked China at the bottom fourth of its 191 member states in terms of equitable financial health protection.<sup>84</sup>

#### From the early 2000s to the present

A policy report commented that "China's health care reform since 1978 was in general a failure".<sup>85</sup> This report, combined with public complaints about health care, were the driving forces behind a new phase of system reform. The government began to re-establish the rural health insurance system in 2003 and the urban resident health insurance system in 2007. A more comprehensive reform agenda, developed by a number of line ministries with technical support from academic institutions, was implemented in 2009. Since then, strong primary health care has been a key strategy of health care reform in addition to universal health insurance coverage, a National Essential Medicines System, and basic public health services. The government increased its subsidies to primary health care institutions from 19 billion RMB in 2008 to 197 billion RMB in 2018.<sup>3,4</sup> Acknowledging the increasing pressure exerted by an aging population, behavioural changes,<sup>86</sup> and rapid urbanization,<sup>87</sup> the Healthy China



2030 plan issued in 2016 envisions the primary health care system as a means of addressing the emerging dual burden of chronic NCDs and increasing health expenditures.<sup>88</sup>

## **B. Institutions providing primary health care in China**

In 2015, the Chinese State Council issued the Plan for the Health Care Delivery System (2015–2020), in which various health care organisations and their functions were defined.<sup>51</sup> The primary health care system in China is divided into urban and rural components, each with a two-tier structure. Most of the institutions in this system are publicly owned (ie, the institutions are owned by all or a specific group of Chinese citizens).<sup>4,36</sup> In 2018, urban components included approximately 9300 community health centres and, one level below them, 25 600 community health stations. Rural components included approximately 36 400 township health centres and, one level below them, 622 000 village clinics.<sup>4</sup>

In addition to the four types of care institutions above, there are about 228 000 community clinics (96% privately owned), 21 600 clinics belonging to individual organisations such as schools and companies (34% privately owned),<sup>36</sup> and many community pharmacies (most privately owned). The community clinics mainly provide medical care in specific fields such as dental disorders or traditional Chinese medicine (TCM). The clinics belonging to organisations provide health care services only to employees or students of the organisation. These clinics and pharmacies are important parts of clinical care delivery, as they supplement the primary health care system. Moreover, a growing number of private health management companies scattered in large cities are providing medical examination, disease screening, and outpatient services too.

### C. Method of literature searching

We searched the PubMed/Medline and CNKI (China National Knowledge Infrastructure) database in October 2019, to identify relevant studies on seven domains of primary health care (structural, human resources, electronic health record system, financial, insurance, medications, and quality of care) in China. Search terms and all their possible synonyms and spellings were identified and used in the search strategy (Table A-1). In the database of CNKI, we used similar strategy to include literature published in Chinese journals (Table A-1).

**Table A-1 English literature from PubMed/Medline**

Search topic	Query	Items found
EHR system	Search (China[Title/Abstract] OR Chinese[Title/Abstract]) AND ("primary health care"[Mesh] OR "General Practice"[Mesh] OR "General Practitioners"[Mesh] OR "Physicians, Family "[Mesh] OR "Community Health Services"[Mesh] OR "Delivery of Health Care"[Mesh] OR "township hospital"[Title/Abstract] OR "township health centre"[Title/Abstract] OR "township health centre"[Title/Abstract] OR "community health station"[Title/Abstract] OR "village clinic"[Title/Abstract] OR "community health centre"[Title/Abstract] OR "community health centre"[Title/Abstract]) AND ("Electronic Health Records"[Mesh] OR "Hospital Information Systems"[Mesh] OR "information technology"[Title/Abstract]) AND ((eng[Language]) OR chi[Language]) NOT "Autobiography"[ptyp] NOT "Bibliography"[ptyp] NOT "Biography"[ptyp] NOT "Consensus Development Conference"[ptyp] NOT "Consensus Development Conference, NIH"[ptyp] NOT "Corrected and Republished Article"[ptyp] NOT "Dataset"[ptyp] NOT "Dictionary"[ptyp] NOT "Directory"[ptyp] NOT "Duplicate Publication"[ptyp] NOT "Electronic Supplementary Materials"[ptyp] NOT "Festschrift"[ptyp] NOT "Interactive Tutorial"[ptyp] NOT "Legal Cases"[ptyp] NOT "Letter"[ptyp] NOT "News"[ptyp] NOT "Patient Education Handout"[ptyp] NOT "Periodical Index"[ptyp] NOT "Personal Narratives"[ptyp] NOT "Portraits"[ptyp] NOT "Published Erratum"[ptyp] NOT "Retracted Publication"[ptyp] NOT "Retraction of Publication"[ptyp] NOT "Twin Study"[ptyp] NOT "Video-Audio Media"[ptyp] NOT "Webcasts"[ptyp]	58
Medications	Search (China[Title/Abstract] OR Chinese[Title/Abstract]) AND ("primary health care"[Mesh] OR "General Practice"[Mesh] OR "General Practitioners"[Mesh] OR "Physicians, Family"[Mesh] OR "Community Health Services"[Mesh] OR "Delivery of Health Care"[Mesh] OR "township hospital"[Title/Abstract] OR "township health centre"[Title/Abstract] OR "township health centre"[Title/Abstract] OR "community health station"[Title/Abstract] OR "village clinic"[Title/Abstract] OR "community health centre"[Title/Abstract] OR "community health centre"[Title/Abstract]) AND ("Drugs, Essential"[Mesh] OR "Medication Systems"[Mesh] OR "Medicine, Chinese Traditional"[Mesh]) AND ((eng[Language]) OR chi[Language]) NOT "Autobiography"[ptyp] NOT "Bibliography"[ptyp] NOT "Biography"[ptyp] NOT "Consensus Development Conference"[ptyp] NOT "Consensus Development Conference, NIH"[ptyp] NOT "Corrected and Republished Article"[ptyp] NOT "Dataset"[ptyp] NOT "Dictionary"[ptyp] NOT "Directory"[ptyp] NOT "Duplicate Publication"[ptyp] NOT "Electronic Supplementary Materials"[ptyp] NOT "Festschrift"[ptyp] NOT "Interactive Tutorial"[ptyp] NOT "Legal Cases"[ptyp] NOT "Letter"[ptyp] NOT "News"[ptyp] NOT "Patient Education Handout"[ptyp] NOT "Periodical Index"[ptyp] NOT "Personal Narratives"[ptyp] NOT "Portraits"[ptyp] NOT "Published Erratum"[ptyp] NOT "Retracted Publication"[ptyp] NOT "Retraction of Publication"[ptyp] NOT "Twin Study"[ptyp] NOT "Video-Audio Media"[ptyp] NOT "Webcasts"[ptyp]	534
Quality	Search (China[Title/Abstract] OR Chinese[Title/Abstract]) AND ("primary health care"[Mesh] OR "General Practice"[Mesh] OR "General Practitioners"[Mesh] OR "Physicians, Family "[Mesh] OR "Community Health Services"[Mesh] OR "Delivery of Health Care"[Mesh] OR "township hospital"[Title/Abstract] OR "township health centre"[Title/Abstract] OR "township health centre"[Title/Abstract] OR "community health station"[Title/Abstract] OR "village clinic"[Title/Abstract] OR "community health centre"[Title/Abstract] OR "community health centre"[Title/Abstract]) AND ("Health Services Accessibility"[Mesh] OR "Healthcare	10294

Search topic	Query	Items found
	<p>Disparities"[Mesh] OR "Practice Patterns, Physicians"[Mesh] OR "Practice Patterns, Nurses"[Mesh] OR "Professional-Patient Relations"[Mesh] OR "Health Services Research"[Mesh] OR "Quality of Health Care"[Mesh] OR "quality"[Title/Abstract] OR "performance"[Title/Abstract] OR behaviour [Title/Abstract] OR behaviors [Title/Abstract] OR behaviour [Title/Abstract] OR behaviours [Title/Abstract] OR "disparities"[Title/Abstract] OR "disparity"[Title/Abstract] OR "gap"[Title/Abstract] OR "gaps"[Title/Abstract] OR "measure"[Title/Abstract] OR "measurements"[Title/Abstract] OR "adherence"[Title/Abstract] OR Inequity[Title/Abstract] OR equity[Title/Abstract] OR inefficiency[Title/Abstract] OR efficiency[Title/Abstract] OR efficient[Title/Abstract] AND ((eng[Language] OR chi[Language]) NOT "Autobiography"[ptyp] NOT "Bibliography"[ptyp] NOT "Biography"[ptyp] NOT "Consensus Development Conference"[ptyp] NOT "Consensus Development Conference, NIH"[ptyp] NOT "Corrected and Republished Article"[ptyp] NOT "Dataset"[ptyp] NOT "Dictionary"[ptyp] NOT "Directory"[ptyp] NOT "Duplicate Publication"[ptyp] NOT "Electronic Supplementary Materials"[ptyp] NOT "Festschrift"[ptyp] NOT "Interactive Tutorial"[ptyp] NOT "Legal Cases"[ptyp] NOT "Letter"[ptyp] NOT "News"[ptyp] NOT "Patient Education Handout"[ptyp] NOT "Periodical Index"[ptyp] NOT "Personal Narratives"[ptyp] NOT "Portraits"[ptyp] NOT "Published Erratum"[ptyp] NOT "Retracted Publication"[ptyp] NOT "Retraction of Publication"[ptyp] NOT "Twin Study"[ptyp] NOT "Video-Audio Media"[ptyp] NOT "Webcasts"[ptyp])</p>	
Human resources	<p>Search (China[Title/Abstract] OR Chinese[Title/Abstract]) AND ("primary health care"[Mesh] OR "General Practice"[Mesh] OR "General Practitioners"[Mesh] OR "Physicians, Family "[Mesh] OR "Community Health Services"[Mesh] OR "Delivery of Health Care"[Mesh] OR "township hospital"[Title/Abstract] OR "township health centre"[Title/Abstract] OR "township health centre"[Title/Abstract] OR "community health station"[Title/Abstract] OR "village clinic"[Title/Abstract] OR "community health centre"[Title/Abstract] OR "community health centre"[Title/Abstract]) AND ("manpower"[Mesh] OR "Education, Public Health Professional"[Mesh] OR "Education, Professional"[Mesh] OR "Education, Medical, Continuing"[Mesh] OR "Professionalism"[Mesh] OR "Career Choice"[Mesh] OR "Career Mobility"[Mesh] OR "human resources"[Title/Abstract] OR "retention"[Title/Abstract] OR "incentives"[Title/Abstract] OR "salary"[Title/Abstract] OR "professional medical master"[Title/Abstract] OR Motivation[Mesh] OR "Salaries and Fringe Benefits"[Mesh] OR "Staff Development"[Mesh] OR "Inservice Training"[Mesh] OR "Training Support"[Mesh] OR "Physician Incentive Plans"[Mesh] OR "Employee Incentive Plans"[Mesh] OR "Personnel Management"[Mesh] OR "Health Resources"[Mesh] OR incentive[Title/Abstract] OR motivation[Title/Abstract] OR motivations[Title/Abstract] OR motivating[Title/Abstract] OR salaries[Title/Abstract] OR income[Title/Abstract] OR wage[Title/Abstract] OR wages[Title/Abstract] OR "financial reward"[Title/Abstract] OR "financial rewards"[Title/Abstract] OR "fringe benefit"[Title/Abstract] OR "fringe benefits"[Title/Abstract] OR train[Title/Abstract] OR training[Title/Abstract] OR trainings[Title/Abstract] OR scholarship[Title/Abstract] OR scholarships[Title/Abstract] OR education[Title/Abstract] OR educational[Title/Abstract] OR "career development"[Title/Abstract] OR "development opportunity"[Title/Abstract] OR "development opportunities"[Title/Abstract] OR "resource availability"[Title/Abstract] OR "resources availability"[Title/Abstract] OR "working condition"[Title/Abstract] OR "working conditions"[Title/Abstract] OR "work condition"[Title/Abstract] OR "work conditions"[Title/Abstract] OR "working environment"[Title/Abstract] OR "working environments"[Title/Abstract] OR "work environment"[Title/Abstract] OR "work environments"[Title/Abstract] OR "human resource management"[Title/Abstract] OR "human resources management"[Title/Abstract] OR "personnel management"[Title/Abstract] OR "Personnel Turnover"[Mesh] OR "Emigration and Immigration"[Mesh] OR Personnel Loyalty[Mesh] OR "Professional Practice Location"[Mesh] OR attraction[Title/Abstract] OR attracting[Title/Abstract] OR attract[Title/Abstract] OR attracted[Title/Abstract] OR attracts[Title/Abstract] OR retaining[Title/Abstract] OR retain[Title/Abstract] OR retained[Title/Abstract] OR retains[Title/Abstract] OR recruitment[Title/Abstract] OR recruiting[Title/Abstract] OR recruit[Title/Abstract] OR recruited[Title/Abstract] OR recruits[Title/Abstract] OR migration[Title/Abstract] OR migrate[Title/Abstract] OR migrating[Title/Abstract] OR migrated[Title/Abstract] OR migrates[Title/Abstract] OR immigration[Title/Abstract] OR immigrate[Title/Abstract] OR immigrating[Title/Abstract] OR immigrated[Title/Abstract] OR immigrates[Title/Abstract] OR emigration[Title/Abstract] OR emigrate[Title/Abstract] OR emigrating[Title/Abstract] OR emigrated[Title/Abstract] OR emigrates[Title/Abstract] OR mobility[Title/Abstract] OR turnover[Title/Abstract] OR "brain drain"[Title/Abstract]) AND ((eng[Language] OR chi[Language]) NOT "Autobiography"[ptyp] NOT "Bibliography"[ptyp] NOT "Biography"[ptyp] NOT "Consensus Development Conference"[ptyp] NOT "Consensus Development Conference, NIH"[ptyp] NOT "Corrected and Republished Article"[ptyp] NOT "Dataset"[ptyp] NOT "Dictionary"[ptyp] NOT "Directory"[ptyp] NOT "Duplicate Publication"[ptyp] NOT "Electronic Supplementary Materials"[ptyp] NOT "Festschrift"[ptyp] NOT "Interactive Tutorial"[ptyp] NOT "Legal Cases"[ptyp] NOT "Letter"[ptyp] NOT "News"[ptyp] NOT "Patient Education Handout"[ptyp] NOT "Periodical Index"[ptyp] NOT "Personal Narratives"[ptyp] NOT "Portraits"[ptyp] NOT "Published</p>	6040

Search topic	Query	Items found
	Erratum[ptyp] NOT "Retracted Publication"[ptyp] NOT "Retraction of Publication"[ptyp] NOT "Twin Study"[ptyp] NOT "Video-Audio Media"[ptyp] NOT "Webcasts"[ptyp]	
Insurance	Search (China[Title/Abstract] OR Chinese[Title/Abstract]) AND ("primary health care"[Mesh] OR "General Practice"[Mesh] OR "General Practitioners"[Mesh] OR "Physicians, Family "[Mesh] OR "Community Health Services"[Mesh] OR "Delivery of Health Care"[Mesh] OR "township hospital"[Title/Abstract] OR "township health centre"[Title/Abstract] OR "township health centre"[Title/Abstract] OR "community health station"[Title/Abstract] OR "village clinic"[Title/Abstract] OR "community health centre"[Title/Abstract] OR "community health centre"[Title/Abstract]) AND ("Insurance, Health"[Mesh] OR "out-of-pocket"[Title/Abstract] OR "New Rural Cooperative"[Title/Abstract] OR affordability[Title/Abstract] OR affordable[Title/Abstract] OR catastrophic[Title/Abstract] OR "urban resident basic medical insurance"[Title/Abstract] OR "cooperative medical scheme "[Title/Abstract] OR "NCMS"[Title/Abstract] OR "financial protection"[Title/Abstract]) AND ((eng[Language]) OR chi[Language]) NOT "Autobiography"[ptyp] NOT "Bibliography"[ptyp] NOT "Biography"[ptyp] NOT "Consensus Development Conference"[ptyp] NOT "Consensus Development Conference, NIH"[ptyp] NOT "Corrected and Republished Article"[ptyp] NOT "Dataset"[ptyp] NOT "Dictionary"[ptyp] NOT "Directory"[ptyp] NOT "Duplicate Publication"[ptyp] NOT "Electronic Supplementary Materials"[ptyp] NOT "Festschrift"[ptyp] NOT "Interactive Tutorial"[ptyp] NOT "Legal Cases"[ptyp] NOT "Letter"[ptyp] NOT "News"[ptyp] NOT "Patient Education Handout"[ptyp] NOT "Periodical Index"[ptyp] NOT "Personal Narratives"[ptyp] NOT "Portraits"[ptyp] NOT "Published Erratum"[ptyp] NOT "Retracted Publication"[ptyp] NOT "Retraction of Publication"[ptyp] NOT "Twin Study"[ptyp] NOT "Video-Audio Media"[ptyp] NOT "Webcasts"[ptyp]	647
Financial	Search (China[Title/Abstract] OR Chinese[Title/Abstract]) AND ("primary health care"[Mesh] OR "General Practice"[Mesh] OR "General Practitioners"[Mesh] OR "Physicians, Family "[Mesh] OR "Community Health Services"[Mesh] OR "Delivery of Health Care"[Mesh] OR "township hospital"[Title/Abstract] OR "township health centre"[Title/Abstract] OR "township health centre"[Title/Abstract] OR "community health station"[Title/Abstract] OR "village clinic"[Title/Abstract] OR "community health centre"[Title/Abstract] OR "community health centre"[Title/Abstract]) AND ("Healthcare Financing"[Mesh] OR "Remuneration"[Mesh] OR "Capital Financing"[Mesh] OR "Health Resources"[Mesh] OR "Resource Allocation"[Mesh] OR payment[Title/Abstract] OR subsidy[Title/Abstract] OR subsidies[Title/Abstract] OR budget[Title/Abstract] OR fund[Title/Abstract] OR resource[Title/Abstract] OR resources[Title/Abstract] OR resourcing[Title/Abstract]) AND ((eng[Language]) OR chi[Language]) NOT "Autobiography"[ptyp] NOT "Bibliography"[ptyp] NOT "Biography"[ptyp] NOT "Consensus Development Conference"[ptyp] NOT "Consensus Development Conference, NIH"[ptyp] NOT "Corrected and Republished Article"[ptyp] NOT "Dataset"[ptyp] NOT "Dictionary"[ptyp] NOT "Directory"[ptyp] NOT "Duplicate Publication"[ptyp] NOT "Electronic Supplementary Materials"[ptyp] NOT "Festschrift"[ptyp] NOT "Interactive Tutorial"[ptyp] NOT "Legal Cases"[ptyp] NOT "Letter"[ptyp] NOT "News"[ptyp] NOT "Patient Education Handout"[ptyp] NOT "Periodical Index"[ptyp] NOT "Personal Narratives"[ptyp] NOT "Portraits"[ptyp] NOT "Published Erratum"[ptyp] NOT "Retracted Publication"[ptyp] NOT "Retraction of Publication"[ptyp] NOT "Twin Study"[ptyp] NOT "Video-Audio Media"[ptyp] NOT "Webcasts"[ptyp]	1540
Structural	Search (China[Title/Abstract] OR Chinese[Title/Abstract]) AND ("primary health care"[Mesh] OR "General Practice"[Mesh] OR "General Practitioners"[Mesh] OR "Physicians, Family "[Mesh] OR "Community Health Services"[Mesh] OR "Delivery of Health Care"[Mesh] OR "township hospital"[Title/Abstract] OR "township health centre"[Title/Abstract] OR "township health centre"[Title/Abstract] OR "township health centres"[Title/Abstract] OR "township health centres"[Title/Abstract] OR "community health station"[Title/Abstract] OR "village clinic"[Title/Abstract] OR "village clinics"[Title/Abstract] OR "community health centre"[Title/Abstract] OR "community health centre"[Title/Abstract] OR "community health centres"[Title/Abstract] OR "community health centres"[Title/Abstract]) AND ("Organization and Administration"[Mesh] OR "Health Policy"[Mesh] OR "Organizational Policy"[Mesh] OR "Referral and Consultation"[Mesh] OR "gatekeeping"[Mesh] OR gatekeeper[Title/Abstract] OR governance[Title/Abstract] OR reform[Title/Abstract] OR referral[Title/Abstract] OR "integrated health care"[Title/Abstract] OR "three tier health care system"[Title/Abstract]) AND ((eng[Language]) OR chi[Language]) NOT "Autobiography"[ptyp] NOT "Bibliography"[ptyp] NOT "Biography"[ptyp] NOT "Consensus Development Conference"[ptyp] NOT "Consensus Development Conference, NIH"[ptyp] NOT "Corrected and Republished Article"[ptyp] NOT "Dataset"[ptyp] NOT "Dictionary"[ptyp] NOT "Directory"[ptyp] NOT "Duplicate Publication"[ptyp] NOT "Electronic Supplementary Materials"[ptyp] NOT "Festschrift"[ptyp] NOT "Interactive Tutorial"[ptyp] NOT "Legal Cases"[ptyp] NOT "Letter"[ptyp] NOT "News"[ptyp] NOT "Patient	3276

Search topic	Query	Items found
	Education Handout"[ptyp] NOT "Periodical Index"[ptyp] NOT "Personal Narratives"[ptyp] NOT "Portraits"[ptyp] NOT "Published Erratum"[ptyp] NOT "Retracted Publication"[ptyp] NOT "Retraction of Publication"[ptyp] NOT "Twin Study"[ptyp] NOT "Video-Audio Media"[ptyp] NOT "Webcasts"[ptyp]	

**Table A-2 Chinese literature from Chinese National Knowledge Infrastructure (CNKI)**

Search topic	Query	Items found
Structural	TI='基层卫生'+ '基层医疗'+ '初级卫生'+ '社区医疗'+ '社区卫生'+ '乡村医疗'+ '乡村卫生' AND TI='组织'+ '框架'+ '结构'+ '改革'+ '转诊'+ '协同'+ '配合'+ '分工'+ '分级诊疗'	Journal articles: 415 Doctoral thesis: 4 Master thesis: 62
Financial	TI='基层卫生'+ '基层医疗'+ '初级卫生'+ '社区医疗'+ '社区卫生'+ '乡村医疗'+ '乡村卫生' AND TI='经费'+ '资金'+ '财政'+ '支出'+ '收入'+ '收支'+ '补偿'+ '拨款'+ '拨付'+ '药品零差'	Journal articles: 133 Doctoral thesis: 4 Master thesis: 19
Insurance	TI='基层卫生'+ '基层医疗'+ '初级卫生'+ '社区医疗'+ '社区卫生'+ '乡村医疗'+ '乡村卫生' AND TI='医保'+ '保险'+ '自付'+ '报销'+ '新农合'+ '新型农村合作医疗'+ '封顶'+ '起付'+ '拨款'+ '拨付'+ '药品零差'+ '救助'	Journal articles: 63 Doctoral thesis: 2 Master thesis: 16
Human resources	TI='基层卫生'+ '基层医疗'+ '初级卫生'+ '社区医疗'+ '社区卫生'+ '乡村医疗'+ '乡村卫生' AND TI='人力资源'+ '人员流动'+ '薪酬'+ '激励'+ '职业发展'+ '职业规划'+ '培训'+ '技能'+ '人员能力'+ '教育'+ '轮转' AND HX=Y	Journal articles: 161 Doctoral thesis: 3 Master thesis: 59
Quality	TI='基层卫生'+ '基层医疗'+ '初级卫生'+ '社区医疗'+ '社区卫生'+ '乡村医疗'+ '乡村卫生' AND AB='医疗质量'+ '服务质量'+ '患者满意'+ '用药合理性'+ '合理用药'+ '医疗安全'+ '服务效率'+ '依从性'+ '循证'+ '同质'+ '医疗可及性'+ '服务可及性'	Journal articles: 699 Doctoral thesis: 37 Master thesis: 304
EHR system	TI='基层卫生'+ '基层医疗'+ '初级卫生'+ '社区医疗'+ '社区卫生'+ '乡村医疗'+ '乡村卫生' AND TI='信息系统'+ '电子病历'+ '信息技术'+ '数据'+ '健康档案'	Journal articles: 88 Doctoral thesis: 1 Master thesis: 21

Search topic	Query	Items found
Medications	TI='基层卫生'+ '基层医疗'+ '初级卫生'+ '社区医疗'+ '社区卫生'+ '乡村医疗'+ '乡村卫生' AND TI='基本药物'+ '基药'+ '药品供应'+ '药品零差'+ '药品加成'+ '药品定价'+ '药政'+ '药品管理'	Journal articles: 153 Doctoral thesis: 2 Master thesis: 36



#### D. Evolution of the National Basic Public Health Service Program

Year	2009	2010	2011	2012	2013	2014	2015	2016	2017
Funding, Yuan per capita	15	15	25	25	30	35	40	45	50
Residents' health records	√	√	√	√	√	√	√	√	√
Health education	√	√	√	√	√	√	√	√	√
Child health management	√	√	√	√	√	√	√	√	√
Maternal health care	√	√	√	√	√	√	√	√	√
Elderly health management	√	√	√	√	√	√	√	√	√
Vaccination	√	√	√	√	√	√	√	√	√
Reporting of infectious diseases and public health emergencies	√	√	√	√	√	√	√	√	√
Health management for hypertension	√	√	√	√	√	√	√	√	√
Health management for type-2 diabetes	√	√	√	√	√	√	√	√	√
Health management for psychosis	√	√	√	√	√	√	√	√	√
Health supervision	–	–	√	√	√	√	√	√	√
Traditional Chinese medicine health management	–	–	–	–	√	√	√	√	√
Health management for tuberculosis	–	–	–	–	–	–	√	√	√
Contraceptive device	–	–	–	–	–	–	–	–	√
Health promotion	–	–	–	–	–	–	–	–	√



## E. The scope of the clinical care provided in primary health care institutions in China

Clinical conditions	Community health center	Community health station	Township health center	Village clinics
Cold	14.5%	19.1%	13.6%	19.5%
Hypertension	11.0%	11.5%	7.9%	9.8%
Diabetes mellitus	9.6%	9.0%	4.6%	4.6%
Chronic bronchitis	8.7%	8.6%	8.5%	10.5%
Acute bronchitis	8.1%	8.6%	9.0%	10.7%
Gastritis	6.5%	8.4%	7.5%	10.3%
Diarrhea	4.5%	6.7%	5.3%	11.7%
Urinary tract infection	4.1%	3.1%	4.5%	2.9%
Osteoarthritis	3.0%	2.3%	2.4%	0.5%
Low back pain	2.8%	1.5%	2.5%	0.8%
Psoatic strain	2.7%	2.3%	2.6%	0.8%
Peptic ulcer	2.1%	2.0%	2.9%	1.7%
General trauma	2.0%	1.3%	3.1%	1.1%
Sciatica	2.0%	0.6%	1.8%	0.3%
Child dyspepsia	2.0%	4.4%	3.2%	7.0%
Pelvic inflammatory disease	1.9%	0.4%	2.7%	0.6%
Vaginitis	1.8%	0.4%	2.7%	0.5%
Dysmenorrhoea	1.7%	1.2%	2.3%	0.5%
Cholecystitis	1.6%	1.4%	2.6%	1.6%
Toothache	1.5%	3.6%	1.3%	2.7%
Menopausal syndrome	1.4%	0.2%	1.4%	0.1%
Cholelithiasis	1.0%	0.5%	1.6%	0.4%
Idiopathic headache	0.8%	0.6%	0.6%	0.2%
Haemorrhoids	0.7%	0.5%	1.1%	0.4%
Asthma	0.6%	0.1%	0.6%	0.2%
Chronic dermatitis	0.5%	0.3%	0.2%	0.1%
Tympanitis	0.5%	0.4%	0.7%	0.2%
Conjunctivitis	0.5%	0.3%	0.6%	0.1%
Purulent skin infection	0.4%	0.1%	0.5%	0.0%
Sinusitis	0.4%	0.5%	0.6%	0.3%
Convulsion in children	0.3%	0.0%	0.3%	0.0%



To understand the scope of the clinical care provided in primary health care institutions in China, we asked the 10,626 primary health care physicians and village doctors involved in our survey to identify the top five clinical conditions that they encounter in regular practice. In community health centres and community health stations, the most commonly identified conditions were common cold (14.5% and 19.1%, respectively), followed by hypertension (11.0% and 11.5%), diabetes (9.6% and 9.0%), chronic bronchitis (8.7% and 8.6%), and acute bronchitis (8.1% and 8.6%). Doctors at township health centres and village clinics identified common cold (13.6% and 19.5%, respectively), acute bronchitis (9.0% and 10.7%), and chronic bronchitis (8.5% and 10.5); however, they more often identified

gastritis (7.5% and 10.3%) and diarrhea (5.3% and 11.7%) than hypertension (7.9% and 9.8%) and diabetes (4.6% and 4.6%).

## F. Prevalence, awareness, treatment, and control rates of hypertension from large-sample population studies after 2009

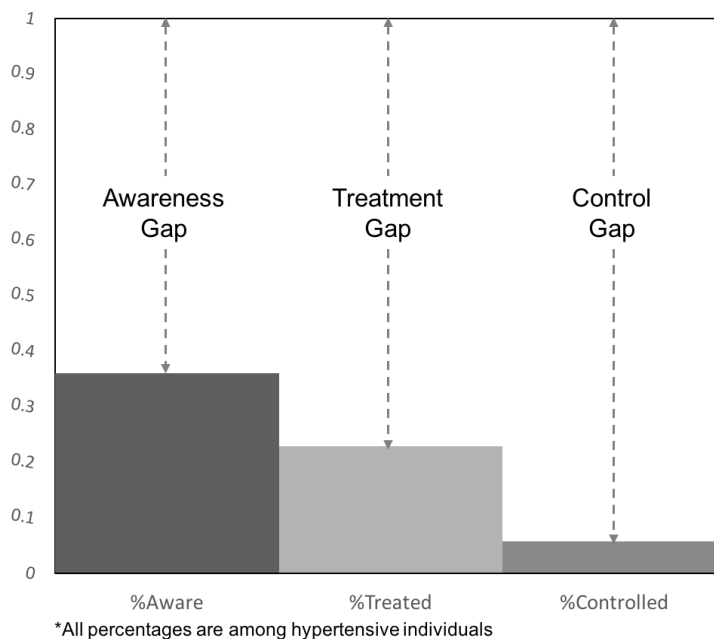
Study	Year of study	Population (years)	Sampling	Number of sites	Sample size	Prevalence (%)			Awareness (%)			Treatment (%)			Control (%)		
						Total	Rural	Urban	Total	Rural	Urban	Total	Rural	Urban	Total	Rural	Urban
Wang ZW, et al. 2018 <sup>31</sup>	2012 - 2015	≥18	Stratified multistage random sampling	262 (city level) from 31 provinces	451 755	23.2	23.1	23.4	46.9	44.7	50.9	40.7	38	45.8	15.3	13.1	19.4
Lu JP, et al. 2017 <sup>25</sup>	2014 - 2017	35-75	Convenience sampling	141 (county level) from 31 provinces	1 738 886	44.7	46.1	42.5	44.7	43.8	46.3	30.1	28.2	33.4	7.2	6.1	9.1
Li YC, et al. 2016 <sup>30</sup>	2013 - 2014	> 18	Stratified multistage random sampling	605 (county level) from 31 provinces	174 621	27.8	31.6	32.3	31.9	20.1	32.5	26.4	14.9	26.8	9.7	5.5	10.1
Yang L, et al. 2016 <sup>76</sup>	2013	≥15	Stratified multistage random sampling	10 (city level) from Zhejiang province	19 254	24.6	25.2	24.1	67.4	64.7	70.2	55.8	53.3	58.2	30.8	26.2	35.4
Fan L, et al. 2014 <sup>79</sup>	2012	15-74	Stratified multistage cluster sampling	30 (county level) from Henan province	18 772	26.6	NA	NA	46.0	NA	NA	35.7	NA	NA	10.4	NA	NA
Yin MH, et al. 2016 <sup>77</sup>	2011 - 2012	≥ 45	Four-stage stratified cluster sampling	150 (county level) from 28 provinces	13 583	41.7	NA	NA	57.9	NA	NA	46.4	NA	NA	23.4	NA	NA
Bi ZQ, et al. 2014 <sup>75</sup>	2011	18-69	Four-stage cluster sampling	20 (county level) from Shandong province	14 230	23.4	24.6	20.8	34.5	31.4	42.9	27.5	24.6	35.6	14.9	13.9	17.7

NA: not available.

## G. Lifetime health and cost consequences prediction based on a state-transition simulation model

We used a state-transition simulation model to predict the lifetime health and cost consequences of cardiovascular disease (CVD) and hypertension in the 1.7 million individuals in the China Patient-centred Evaluative Assessment of Cardiac Events (China PEACE). Specific outcomes include life expectancy, Quality-adjusted Life Years (QALYs), antihypertensive drug cost, CVD event cost, chronic CVD management cost, and productivity. The projected health and economic effects are rescaled and age- and gender- standardized to represent the entire Chinese population aged 35 to 75 years.

In the model, we simulated four scenarios for different proportions of hypertension awareness, treatment and control: 1) Current, 2) All-aware, 3) All-treated, and 4) All-controlled. The “all-aware” scenario assumes that all hypertensive individuals are diagnosed but the diagnosed individuals are only proportionally treated and controlled; the “all-treated” scenario assumes that all hypertensive individuals are treated but the treated individuals are only proportionally controlled (based on the treatment and control proportions in the current scenario); and the “all-controlled” scenario assumes that all hypertensive individuals are controlled. Therefore, the “awareness gap” is defined as the gap between the all-aware scenario and the current scenario; the “treatment gap” is defined as the gap between the all-treated scenario and the current scenario; and the “control gap” is defined as the gap between the all-controlled scenario and the current scenario (see the figure below).



## **H. Primary health care professionals in China**

Primary health care requires multidisciplinary professional teams that consist of doctors, nurses, pharmacists, and other health workers. Different types of primary health care professionals, and the synergy between them, are crucial for the system to provide comprehensive and high-quality services. In 2018, the primary health care workforce consisted of approximately 1 310 000 physicians, 907 000 village doctors, 852 000 nurses, 147 000 pharmacists, and 106 000 technicians.<sup>4,36</sup> As the backbone of the workforce, primary health care physicians and village doctors in China have a unique portfolio in comparison with other countries. There were 471 000 licensed physicians or licensed assistant physicians in urban areas, and 834 000 licensed physicians or licensed assistant physicians in addition to 907 000 village doctors in rural areas.<sup>4,36</sup> It takes 5 years of medical education after 12 years of primary and secondary education to become a licensed physician or 3 years of medical education after 12 years of primary and secondary education to become a licensed assistant physician, and regular and assistant physicians must pass the national practicing doctor (or assistant doctor) examination and periodic government assessments to maintain their licenses.

It is worth noting that most physicians in China have not been trained to be, or qualify as, general practitioner as it is defined in many other countries, since the development of China's general practitioner training system began in 2011. Village doctors need only a technical school education (3 years of medical education after 9 years of primary and secondary education) or 20 years of continuous practicing experience to work in village clinics. Village doctors practice with a village doctor certificate, rather than a regular license, and cannot practice in other types of health care institutions.

## **I. Relevant key features of the State Council guidance on reform and development of training and incentive mechanisms for general practitioners**

**Goals:** To establish a comprehensive primary health care physician training system, to have five qualified primary health care physicians available for every 10 000 residents in China by 2030.

### **Establish and strengthen a comprehensive primary health care physician training system**

- Deepening undergraduate medical education reform
  - Medical schools should attach high importance to the development of general practice. All medical students should receive training in the principles and practice of general practice. Medical schools should be encouraged to develop a unit dedicated to general practice.
  - Qualified primary health care physicians with teaching potentials should be encouraged to become teaching faculty.
  - Continue the implementation of tuition sponsorship for medical students who commit to primary health care physician residency training after graduation in rural areas.
- Develop a postgraduate primary health care physician training system
  - General practice should be given preferential consideration with newly created standardised residency training positions, with the aim of 20% of total positions dedicated to general practice by 2020.
  - General hospitals that have been certified as bases for standardized residency training should intensify general practice training. They should establish clinical units of general practice and jointly train primary health care physicians with primary health care institutions.
  - Training standards for primary health care physician trainers should be formulated. Promotion of the trainers will be dependent upon the quality of their teaching. Hospitals that are standardized residency training bases are encouraged to collaborate closely with medical schools.
- Strengthen continuous medicine education (CME) in general practice
  - Develop training guidelines on CME for primary health care physicians
  - Intensify the development of web-based programs. Enhance the role of county-level hospitals in providing CME for primary health care physicians in rural areas.
  - Strengthen training on traditional Chinese medicine and rehabilitation in CME.
  - Encourage hospital doctors from other specialties to be re-trained to become primary health care physicians.

### **Improve career attractiveness of primary health care physicians**

- Reform the remuneration system for primary health care physicians
  - Raise the salary level of primary health care physicians at primary health care institutions to levels equivalent to physicians within local county-level hospitals. Establish a mechanism of salary growth linked to a pay-for-performance model.
  - Encourage primary health care institutions to recruit primary health care physicians who have completed standardized residency training.
  - Include fee for “family doctor service” as an income component of primary health care institutions. Use patients’ satisfaction rates and health outcomes as indicators of performance and link this with income.
- Improve the employment and management of primary health care physicians
  - County-level hospitals can recruit and allocate primary health care physicians who have undergone standardised residency training to their subordinate township health centres. Similarly, township health



centres can recruit assistant primary health care physicians who have undergone training and allocate them to village clinics.

- Introduce special measures for primary health care physicians who have completed the standardized residency training to enhance their prospects for promotion.
- Encourage non-governmental organizations to set up primary health care physician clinics. A two-way referral system should be encouraged between general hospitals and these primary health care physician GP clinics. Primary health care physician clinics operating on a non-profit basis should be allowed to enjoy similar benefits and support as government-run primary health care institutions.
- Elevate the social status of primary health care physicians with local and national awards.

#### **Strengthen the development of primary health care physician capacity in deprived areas**

- Prioritize the allocation of assistant primary health care physicians who graduate from tuition sponsoring schemes to village clinics and township health centres in deprived and remote areas. Develop free online CME for primary health care physicians working in remote areas.
- Expand the scope of “special primary health care physician posts programs” (posts created in addition to those in established budgets) for deprived rural areas by increasing the financial subsidy for such programs from central and local government treasuries.
- Introduce special measures to enhance prospects for promotion for those who have practiced in deprived areas for more than ten years after completing standardised residency training.

#### **Safeguarding the implementation of policies**

- Strengthen organizational arrangements to ensure implementation of the above measures
- Explore new mechanisms whereby financial rewards are provided to primary health care professionals through using capitation fees from “family doctor service”, and a fee to be paid by family doctor teams to the hospital if a patient is referred.
- Ensure that all levels of government and other sources provide adequate funding for these measures, which will be closely monitored.
- Include primary health care physician training and implementation of this guidance as a part of the assessment of progress in health care reform, with regular investigations and supervision.
- Create a positive image of primary health care physicians and their roles through various forms of publicity.

1 **Quality of Primary Health Care in China: Challenges and**  
 2 **Recommendations**

1	Xi Li, PhD †	National Center for Cardiovascular Diseases, National Clinical Research Center of Cardiovascular Diseases, Fuwai Hospital, Chinese Academy of Medical Sciences, Peking Union Medical College, Beijing; Fuwai Hospital, Chinese Academy of Medical Sciences, Shenzhen, Guangdong, China
2	Harlan M. Krumholz, MD # †	Section of Cardiovascular Medicine, Department of Internal Medicine, Yale School of Medicine and the Department of Health Policy and Management, Yale School of Public Health; Center for Outcomes Research and Evaluation, Yale New Haven Hospital, New Haven, Connecticut, USA
3	Winnie Yip, PhD # †	Department of Global Health and Population, Harvard T.H. Chan School of Public Health, Boston, Massachusetts, USA
4	KK Cheng, FMedSci #	Institute of Applied Health Research, University of Birmingham, Birmingham, UK  General Practice Development and Research Center, Peking University Health Science Center, Beijing, China
5	Jan De Maeseneer, PhD #	Department of Public Health and Primary Care, Family Medicine, Ghent University, Ghent, Belgium
6	Qingyue Meng, PhD #	School of Public Health, Peking University Health Science Center, Beijing, China
7	Elias A Mossialos, PhD #	Department of Health Policy, London School of Economics and Political Science; Institute of Global Health Innovation, Imperial College London, London, UK

8	Chuang Li, MPH	Health and Family Planning Commission of Shenzhen Municipality, Guangdong, China
9	Jiapeng Lu, PhD	National Center for Cardiovascular Diseases, National Clinical Research Center of Cardiovascular Diseases, Fuwai Hospital, Chinese Academy of Medical Sciences, Peking Union Medical College, Beijing; Fuwai Hospital, Chinese Academy of Medical Sciences, Shenzhen, Guangdong, China
10	Meng Su, PhD	National Center for Cardiovascular Diseases, National Clinical Research Center of Cardiovascular Diseases, Fuwai Hospital, Chinese Academy of Medical Sciences, Peking Union Medical College, Beijing, China
11	Qiuli Zhang, PhD	National Center for Cardiovascular Diseases, National Clinical Research Center of Cardiovascular Diseases, Fuwai Hospital, Chinese Academy of Medical Sciences, Peking Union Medical College, Beijing, China  Usher Institute of Population Health Sciences & Informatics, University of Edinburgh, Edinburgh, UK
12	Dong Roman Xu, PhD #	Sun Yat-sen Global Health Institute, Sun Yat-sen University School of Public Health, Guangdong, China
13	Liming Li, MD #	School of Public Health, Peking University Health Science Center, Beijing; Chinese Academy of Medical Sciences and Peking Union Medical College, Beijing, China
14	Sharon-Lise T. Normand, PhD #	Department of Biostatistics, Harvard T.H. Chan School of Public Health, Boston, Massachusetts, USA; Department of Health Care Policy, Harvard Medical School, Boston, Massachusetts, USA

15	Richard Peto, FRS #	Clinical Trial Service Unit and Epidemiological Studies Unit, University of Oxford, Oxford, UK
16	Jing Li, MD #	National Center for Cardiovascular Diseases, National Clinical Research Center of Cardiovascular Diseases, Fuwai Hospital, Chinese Academy of Medical Sciences, Peking Union Medical College, Beijing; Fuwai Hospital, Chinese Academy of Medical Sciences, Shenzhen, Guangdong, China
17	Zhengwu Wang, MD #	National Center for Cardiovascular Diseases, National Clinical Research Center of Cardiovascular Diseases, Fuwai Hospital, Chinese Academy of Medical Sciences, Peking Union Medical College, Beijing, China
18	Hongbing Yan, MD #	Fuwai Hospital, Chinese Academy of Medical Sciences, Shenzhen, Guangdong, China; National Center for Cardiovascular Diseases, National Clinical Research Center of Cardiovascular Diseases, Fuwai Hospital, Chinese Academy of Medical Sciences, Peking Union Medical College, Beijing, China;
19	Runlin Gao, MD #	National Center for Cardiovascular Diseases, National Clinical Research Center of Cardiovascular Diseases, Fuwai Hospital, Chinese Academy of Medical Sciences, Peking Union Medical College, Beijing, China
20	Somsak Chunharas *	National Health Foundation, Bangkok, Thailand
21	Xin Gao*	Xizhuangzi Village Clinic, Hexibo Town, Yongchang County, Jinchang City, Gansu, China
22	Raniero Guerra, MD * #	Strategic Initiatives, World Health Organization, Geneva, Switzerland

23	Huijie Ji*	Yaojia Township Primary Care Clinic, Zhongmou County, Zhengzhou City, Henan, China
24	Yang Ke, MSc* #	Peking University Health Science Center, Beijing, China
25	Zhigang Pan, MD* #	General Practice Faculty of Shanghai Medical College, Zhongshan Hospital, Fudan University, Shanghai, China
26	Xianping Wu, MD* #	Sichuan Province Center of Disease Control and Prevention, Sichuan, China
27	Shuiyuan Xiao, MD* #	Center for Global Health, Central South University, Changsha, China
28	Xinying Xie, MB*	Yunnan Provincial Health and Family Planning Commission, Yunnan, China
29	Yujuan Zhang*	Jijie Township Primary Care Clinic, Gejiu City, Yunnan, China
30	Jun Zhu, MSc* #	West China Second University Hospital, Sichuan University, Sichuan, China
31	Shanzhu Zhu, MD* #	General Practice Faculty of Shanghai Medical College, Zhongshan Hospital, Fudan University, Shanghai, China
32	Shengshou Hu, MD #	National Center for Cardiovascular Diseases, National Clinical Research Center of Cardiovascular Diseases, Fuwai Hospital, Chinese Academy of Medical Sciences, Peking Union Medical College, Beijing; Fuwai Hospital, Chinese Academy of Medical Sciences, Shenzhen, Guangdong, China

3

4 \* Listed alphabetically

5 # Full professor

6 † Joint first authors

7

8

9 **Correspondence to:**

10 Prof Shengshou Hu, National Center for Cardiovascular Diseases, National Clinical Research  
11 Center of Cardiovascular Diseases, Fuwai Hospital, Chinese Academy of Medical Sciences,  
12 Peking Union Medical College, Beijing; Fuwai Hospital, Chinese Academy of Medical  
13 Sciences, Shenzhen, Guangdong, China  
14 Phone: +86 10 8839 8359; Email: [huss@fuwaihospital.org](mailto:huss@fuwaihospital.org)

15  
16  
17  
18

## 19 Executive Summary

20 As part of its health care reform~~D~~ in the past decade, China has significantly increased  
21 financial~~spite the increasing~~ investment and introduced favourable policies for primary  
22 health care. However as part of the nation's health care reform, there is evidence of  
23 widespread gaps in the quality~~of primary health care~~ still exist, which has contributed to  
24 missed opportunities to promote population health in China. In this review, we aim to  
25 identify the causes for poor quality, and provide policy recommendations for improvement.  
26 These gaps include suboptimal screening, diagnosis, and treatment of diseases, which ~~lead to~~  
27 ~~compromised~~ health ~~management~~ outcomes. System challenges include: few suboptimal  
28 education and training ~~and educational opportunities for the~~ of primary health care  
29 practitioners; a fee-for-service payment system model that incentivizes testing and treatments  
30 ~~irrespective of their clinical necessity~~ over prevention; fragmentation of lack of integration  
31 ~~between~~ clinical care and public health service; insufficient continuity of care throughout the  
32 entire health care system. Now is an opportune time for China to strengthen the quality of its  
33 primary health care as the government is shifting its reform attention to 'improving quality  
34 and enhancing efficiency (ti zhi zeng xiao, 提质增效)', ~~through implementing an overarching~~  
35 ~~strategy of a learning health system built on digital data and innovative technologies.~~  
36 ~~Additionally, the government could also consider~~ The following recommendations merit  
37 consideration~~actions~~: enhancement of the quality of training for primary health care  
38 physicians and tailor continuing professional development for the current workforce;  
39 establishment of performance accountability to incentivize high-quality and high-value care;  
40 integration of clinical care with the basic public health services; and strengthening of the  
41 coordination between primary health care institutions and hospitals. Additionally, China  
42 should consider modernizing its PHC system through the establishment of a learning health  
43 system built on digital data and innovative technologies that can combine tools for  
44 accountability, efficiency, and improvement. Lessons from these strategies~~These strategies, if~~  
45 ~~successfully implemented~~, could serve as a model to other countries facing similar challenges.





## 47 Introduction

48 As part of China's health care reform effort to provide its citizens with universal and  
49 equitable access to high-quality healthcare, primary health care (PHC) has received  
50 considerable attention (appendix A-).<sup>1</sup> This focus is in recognition that the current hospital-  
51 centric delivery system is costly and does not serve the changing needs of its ageing  
52 population undergoing an epidemiologic transition of its key role in improving population  
53 health, economic development, and social harmony.<sup>2</sup> China has introduced a number of  
54 policies to build PHC-based integrated delivery, and the government has increased its funding  
55 to these institutions by more than tenfold, from 19 billion yuan in 2008 to 197 billion yuan in  
56 2018.<sup>3-5</sup> The role of ~~primary health care~~PHC is further reinforced by the Healthy China 2030  
57 Plan announced in 2016,<sup>6</sup> which introduces new directives for health development through  
58 prioritizing prevention and primary care.

59 The effectiveness of these directives hinge on whether China can build a strong PHC  
60 system with good quality of care.<sup>7</sup> ~~To strengthen the primary health care system, the~~  
61 ~~government has increased its subsidies to these institutions by more than tenfold, from 19~~  
62 ~~billion yuan in 2008 to 197 billion yuan in 2018.~~<sup>3,4</sup> ~~Nevertheless, despite~~ Despite significant  
63 financial investment, and infrastructure building (appendix B) in the past decade, however,  
64 there is evidence that the quality of PHC in China is still suboptimal~~there is evidence that the~~  
65 ~~quality of primary health care is still suboptimal~~, which also contributes to missed  
66 opportunities to promote population health and ~~can lead to~~ to improve efficiency of service  
67 ~~delivery-wasted resources and patient dissatisfaction.~~<sup>5,8</sup>

68 <sup>7</sup>In this review, we ~~assess~~ summarize the evidence onthe quality of ~~primary health~~  
69 ~~care~~PHC in China, analyse the causes for poor quality of care, and provide policy  
70 recommendations for improvement. We adopt the European Primary Care Monitoring System  
71 (EPCMS) assessment framework to guide our analyses (panel 2).<sup>9,10</sup> This framework  
72 conceptualizes that both structural and process dimensions of a ~~primary health care~~PHC  
73 system contribute to three outcomes for ~~primary health care~~PHC: quality, efficiency, and  
74 equity. This review focuses on quality because it is essential for improving health outcome

75 and gaining people's trust. We base our analyses on a literature review (panel 3 appendix) and  
76 original data collection through the National Primary Health Care Survey (NPHCS).<sup>11</sup> To  
77 develop policy recommendations, we also conducted interviews with key stakeholders, front  
78 ~~lines~~ line health workers, and policymakers, as well as evaluations of national and  
79 international examples.

80

## 81 **Current Quality of China's Primary Health Care**

82 In China, PHC institutions' functions include providing generalist care and  
83 implementing the National Basic Public Health Services Program (appendix D).<sup>5</sup> The EPCMS  
84 framework specifies nine measures for quality of PHC primary health care (panel 2). In this  
85 review, we focus on quality of diagnosis and treatment, prescribing behaviour, and quality of  
86 chronic disease management, given the rising burden of non-communicable diseases (NCDs)  
87 in China and the priorities of its overall health care reform for establishing gatekeeping  
88 function of ~~primary health care~~ PHC. With respect to other measures covered by the EPCMS,  
89 China has already achieved maternal and child health outcomes that approach those of  
90 advanced economies,<sup>12</sup> and universal neonatal vaccination was estimated to have prevented  
91 30 million chronic Hepatitis B viral carriers.<sup>13</sup> Unfortunately evidence on quality of mental  
92 health care and health promotion in PHC system is not generally available.

93

94

### 95 **Quality of diagnosis and treatment**

96 The quality of the diagnostic process and outcomes was low among PHC primary health-  
97 care providers. A study using incognito standardised patients with common illnesses  
98 (dysentery and angina) in the western region showed that village doctors asked patients 18%  
99 of the recommended questions and performed 15% of the recommended exams. Doctors  
100 addressed ~~Clinicians addressed only~~ 36% of the essential questions or examinations necessary

101 for a proper diagnosis and to protect patients from harm-, and correctly diagnosed Only 26%  
102 of the ~~village doctors correctly diagnosed the~~ illnesses of these incognito standardised  
103 patients.<sup>14</sup>

104 In another study using incognito standardized patient with classic pulmonary  
105 tuberculosis symptoms, correct management proportions at township health centres (38%)  
106 and village clinics (28%) were significantly lower than at county hospitals (90%).<sup>15</sup> There is a  
107 significant variation of observed doctors' behaviour within each group (township health  
108 centres or village clinics) as well,<sup>15</sup> which was similar in other middle-income countries.<sup>16</sup>

### 109 **Prescribing behaviour**

110 Overuse of antibiotics is common in ~~primary health care~~PHC institutions.<sup>17-19</sup> Systematic  
111 reviews showed that the overall weighted average proportion of antibiotic use was over 50%  
112 in ~~PHC~~primary health care institutions (~~appendix~~),<sup>20</sup> much higher than the standard  
113 recommended by WHO (<30%).<sup>21</sup> A 2011 study based on a random sample of PHC  
114 institutions in 6 provinces of China also revealed that a quarter of outpatient antibiotics  
115 prescriptions and 68% of inpatient antibiotics prescriptions were inappropriate, and improper  
116 remuneration incentives was considered a key driver for these prescribing behavior.<sup>22</sup>  
117 Moreover, there was a preference of PHC doctors to use broad-spectrum antibiotics,<sup>23</sup> which  
118 is deemed quality issue related to professional incompetence,<sup>24</sup> and could induce the  
119 emergence and spread of drug-resistant strains of microbes.<sup>24</sup>

120 Non-communicable diseases like hypertension are largely undertreated. ~~Moreover, t~~ The  
121 ~~NPHCS~~largest hypertension survey in China, the NPHCS, ~~in 2016~~ found that one third of  
122 patients with confirmed hypertension diagnosis took no antihypertensive medication, and  
123 42% took only one medication with and their blood pressure were uncontrolled.<sup>25</sup>  
124 Meanwhile, it found that approximately 8% of medications used were not guideline  
125 guideline-recommended,<sup>26</sup> while high-cost medications were more preferentially used than  
126 their counterparts that were evidence-based and low-costcheaper.<sup>26-28</sup> These results suggest

127 that in addition to medication supply defect, physicians' knowledge of and willingness to  
128 adhere to new hypertension treatment guidelines are issues that need to be addressed.<sup>29</sup>

## 129 **Chronic disease management**

130 With respect to ~~risk factors~~ hypertension and diabetes, the most common chronic  
131 conditions encountered in PHC settings (appendix E),<sup>5</sup> there is evidence of shortfalls. For  
132 ~~example~~ hypertension, based on two recent nationally representative ~~surveys~~ studies on  
133 hypertension management,<sup>30,31</sup> the poor awareness (31-92% and 46-97%) and control rates  
134 (9-71% and 15-3%) ~~(appendix)~~ indicated gaps in both public health service (i.e. population  
135 screening) and clinical care (i.e. patient treatments), as well as poor integration between them  
136 in PHC institutions of primary health care providers. Under-performance of PHC may explain  
137 China's much higher hypertension hospital admission rate (490 per 100 000 population)  
138 compared with all OECD countries (average at 95 per 100 000 population).<sup>32,33</sup> Moreover,  
139 ~~t~~ The poor performance in management and control of hypertension are estimated to lead to  
140 compromised health outcomes and tremendous economic losses (panel 34).

141 For diabetes, a nationally representative survey in 2013 of 170,287 Chinese participants  
142 found that only 37% of those with diabetes were aware of their diagnosis, and just 32% were  
143 being treated.<sup>34</sup> Another nationwide longitudinal survey from 2011 to 2015 identified a  
144 decrease in health education coverage (from 76% to 70%) and persisted gaps in use of  
145 examinations and treatments (from 79% to 81%), accompanied by an increase in both  
146 diabetes-related hospital admission (from 4% to 6%) and readmission (from 19 to 28%).<sup>35</sup>  
147 China's diabetes hospital admission rate had reached 260 per 100 000 population,<sup>33</sup> which  
148 was much higher than most OECD countries (average at 141 per 100 000 population).<sup>32</sup>

## 150 **Challenges in Structure and Process of Primary Health Care System**

151 Using the EPCMS framework and drawing on existing literature and expert analyses, we  
152 identified two structural (workforce development and remuneration system and income of  
153 PHC providers) and two process (coordination of care and continuity of care) dimensions of

154 China's PHC system as core contributors for gaps in quality of PHC.<sup>29,36</sup> Using the EPCMS,  
155 ~~we identified structure and process dimensions that are relevant to quality in China's primary~~  
156 ~~health care system, and summarized the recent evidence that contribute to gaps in quality of~~  
157 ~~care, including workforce development and provider remuneration as structure dimensions, as~~  
158 ~~well as coordination and continuity of care as process dimensions.~~

## 159 **Workforce development**

160 The levels of education and qualification among ~~primary health care~~PHC professionals  
161 are ~~historically~~ low. In 2018, 25% of ~~primary health care~~PHC ~~physicians~~ ~~doctors~~ in  
162 community health centres and 42% of township health centres had less than junior medical  
163 college level of education (the requirement for a licensed assistant physician), which does  
164 represents an improvement as the proportions have decreased from 41% and 60% respectively  
165 in 2010.<sup>36</sup> Since the nationwide reform of graduate medical education was issued in 2011<sup>37</sup> ,  
166 training for general practitioners (GP), including specific medical school education and in-  
167 service training, has been prioritized nationally. The number of qualified GP in China has  
168 doubled (from 100 000 to 300 000).<sup>4,38</sup> However, these qualified GPs constituted only a small  
169 proportion (from 4% to 13%) of all doctors practicing in China's PHC settings. Moreover,  
170 due to a lack of qualified physicians, more than 20% of ~~physicians~~ ~~doctors~~ practicing in  
171 community health centres, township health centres, and community health stations were not  
172 licensed (appendix H).<sup>5,39</sup> The lack of diverse multidisciplinary primary health care team  
173 persisted, as the doctor-nurse ratio is 2.6 compared to 1.5 in the UK,<sup>4</sup> which limits a  
174 functional response to the needs of the community.<sup>40</sup>

175 Substantial gaps exist in the in-service training of ~~primary health care~~PHC professionals.  
176 ~~Primary health care~~PHC professionals in China are required to attend and earn a specific  
177 number of credits in the Continuing ~~medical~~ Medical education ~~Education~~(CME)  
178 programmes annually, ~~which aims to help working health professionals keep pace with the~~  
179 ~~development of medical science.~~<sup>41</sup> However, the NPHCS reported that more than a third of  
180 physicians, nurses, and public health professionals in ~~primary health care~~PHC institutions

181 received no Continuing Medical EducationCME training in 2016, with the rate being highest  
182 in the Western regions where the socioeconomic development level is the lowest (44.4%).<sup>5</sup>  
183 PHC professionals complained that they were too busy to attend trainings, and the trainings  
184 failed to meet their needs due to poor contents and unqualified trainers.<sup>42</sup> Furthermore, while  
185 there is a plethora of guidelines and consensus statements issued by various academic and  
186 professional bodies (e.g. in hypertension there are at least five clinical guidelines and thirteen  
187 consensus documents from 14 bodies), the lack of one authoritative, national guidance for  
188 each common condition has been an issue in the presence of a relatively poorly trained  
189 workforce. In the meantime, clear and consistent guidance on and systematic assessments of  
190 safe and effective treatment are often not available in the current system. For example, with  
191 respect to hypertension management, there are five relevant clinical guidelines and 13  
192 consensus documents issued by 14 academic institutions in China. This lack of a national  
193 standard creates barriers for primary health care professionals to determine which guidance to  
194 follow.

## 196 **Remuneration system and income of primary health care providers**

197 Traditionally, PHC providers (and all other health care providers) in China have been  
198 reimbursed via theChina's social health insurance schemes have paid all health care  
199 providers, including primary health care institutions, through a fee-for-service payment  
200 system ~~model~~ according to a fee schedule set by the government, whether paid by social  
201 health insurance or patients' direct out-of-pocket payment. This fee schedule pays diagnostic  
202 tests above cost and labour-intensive services (such as consultation) below cost. Providers  
203 were also allowed to charge a 15% mark-up for prescription drugs. Social insurance  
204 payments are used to cover operating expenses and pay bonuses for staff. This payment  
205 system created financial incentives for fee-for-service payment model encourages testing and  
206 prescription writing ~~by primary health care providers~~, irrespective of clinical necessity.<sup>18</sup>  
207 Meanwhile, there are few incentives for primary health care institutions or providers to

208 improve quality of care ~~or to avoid wasteful practices. With respect to professionals' income,~~  
209 ~~€~~The NPHCS ~~found demonstrated~~ that payments for ~~primary health care~~PHC physicians do  
210 not reward quality ~~and~~. ~~The~~ bonuses for ~~primary health care~~PHC physicians that constitute  
211 30% of their income were most often determined by the quantity, ~~rather than the quality~~ of  
212 care delivered ~~rather than the quality (i.e. proportion of qualified prescriptions).~~<sup>5</sup>

213 ~~The fee schedule previously allowed for a 15% mark up for prescription drugs, which~~  
214 ~~was deemed a major incentive for over prescribing~~<sup>22</sup>. In 2011, the Government introduced the  
215 zero-drug mark-up policy, with the aim of ~~removing providers' incentives to over-~~  
216 ~~prescribe~~~~addressing this issue. The removal of drug mark-up was designed to be coupled with~~  
217 ~~a fee schedule adjustment – increasing fees for more labor-intensive services and reducing~~  
218 ~~fees for diagnostic tests – to compensate providers for lost revenue from drugs and to reduce~~  
219 ~~incentives for diagnostic tests. Local governments were expected to increase fiscal subsidies~~  
220 ~~to providers as well. However, largely because of fragmented governance, simultaneous~~  
221 ~~implementation of these policies has proven difficult and evaluation studies find that removal~~  
222 ~~of drug mark-up has had mixed effects on reducing the inappropriate use of drugs, especially~~  
223 ~~antibiotic use.~~<sup>7</sup> ~~Also, Although well intentioned, removal of drug mark-up has~~~~the policy~~  
224 severely affected the revenue of ~~primary health care~~PHC institutions, where more than 50%  
225 of the revenue typically comes from drug sales and the provider bonuses depend on drug  
226 revenues.<sup>43</sup> Community and township health centres saw a roughly 40% decrease in drug-  
227 related incomes since 2011 due to the ~~removal of~~~~prohibition on~~ drug mark-ups.<sup>44,45</sup> ~~The~~  
228 ~~Government attempted to offset lost drug revenue by subsidising essential drugs, among other~~  
229 ~~measures,~~<sup>46,47</sup> ~~but the amount of the subsidies is often much less than the revenue loss,~~<sup>48</sup> ~~and~~  
230 ~~was determined without tying to the quality of care.~~<sup>46</sup> As a result, some ~~primary health~~  
231 ~~care~~PHC institutions ~~apparently~~ made up for their revenue loss by using more intravenous  
232 treatment and diagnostic tests, and shifting outpatient care to inpatient care,<sup>53,59</sup> whereas  
233 others seek to minimise the amount of clinical care they perform given that there is limited  
234 net revenue to be earned. Their lack of willingness to provide clinical care have contributed in  
235 some ways to increase in patients presenting at hospitals with minor ailments.<sup>46,47</sup>

236 **Coordination of care**

237 In China, usually PHC providers are not the point of first contact, nor do they coordinate  
238 with specialty care. PHC institutions in China provided 53% (4.4 billion) of outpatient care in  
239 2018, which had been declining notably from 62% in 2010,<sup>4,48</sup> despite efforts to strengthen  
240 the PHC system in the 2009 health care reform. In a survey covering 17 provinces, the most  
241 common reasons that patients bypassed PHC institutions as they need clinical care was poor  
242 capacity and skills of the professionals (32%).<sup>49</sup> In a 2013 study, 26% of patients responded  
243 that they distrusted community health centres, compared with 6% for hospitals, moreover,  
244 patients who knew or have seen doctors at community health centres were more likely to have  
245 a negative view of, and an unwillingness to use community health centres.<sup>50</sup> Moreover, as  
246 residents of the local community don't seek care at PHC institutions, the ability for PHC  
247 institutions to perform public health functions under the National Basic Public Health Service  
248 Program could be substantially compromised.

249 In 2015, the Chinese government issued guidelines for building a “tiered healthcare  
250 delivery” system whereby each level of health care facility (tertiary, secondary and primary)  
251 would deliver care according to their designated functions,<sup>51</sup> and care across the levels were  
252 to be integrated and coordinated with bidirectional referral mechanisms through establishing  
253 medical alliance or integrated systems.<sup>52</sup> In spite of some successful pilot experiences in local  
254 areas like Shanghai, Shenzhen (Guangdong) and Tianchang (Anhui),<sup>53-55</sup> scaling up of these  
255 pilots have been slow and hindered by several factors. First, as hospitals and PHC institutions  
256 are still primarily paid by fee-for-service, they compete for patients and have little incentives  
257 to coordinate. Second, the social health insurance program, which covers 96% of the  
258 population,<sup>4</sup> reimburse patients wherever they seek care without referral, so there is generally  
259 no defined coordinating process. In addition, reimbursement for hospital care is more  
260 generous than for care at PHC institutions thus incentivising patients to bypass PHC facility,  
261 making it difficult for PHC providers to play the gatekeeping function. Third, electronic  
262 patient records are not integrated and are seldom shared between PHC institutions and



263 hospitals.<sup>56</sup> Therefore, even though partnerships between hospitals and PHC institutions are  
264 encouraged and have formed in many cities,<sup>57</sup> the association is thus far a loose one.

265 Within ~~primary health care~~PHC institutions, the National Basic Public Health Service  
266 Program could provide a basis for integration between clinical care and public health services.

267 ~~Care coordination is poor between clinical care and public health services. Within primary~~  
268 ~~health care institutions, the National Basic Public Health Service Program could provide a~~  
269 ~~basis for integration between clinical care and public health services.~~ However, the reality

270 was suboptimal for two reasons. First, financing for public health services and clinical care

271 ~~for of~~ the same ~~primary health care~~PHC institutions came from different sources. While the

272 ~~department of finance~~government directly funds a defined package of public health services,

273 clinical care is funded by social health insurance. Second, ~~t~~There is almost no coordination in

274 monitoring, performance measurement, or management between the two programs. Thus, ~~in~~

275 practice as we observed as both researchers and practitioners, there is little workflow

276 interaction or information sharing between the two. For instance, in hypertension

277 management visits under the National Basic Public Health Service Program, patients can have

278 blood pressure measurement and lifestyle consultations by public health workers, but cannot

279 get antihypertensive prescriptions without attending the clinics. Also, resident health records

280 on public health services and medical records on clinical care are kept by two separate

281 information systems even for the same visit of the same patient and there is no linkage

282 between them. The poor care coordination is a hindrance particularly to managing NCDs.

283 Similarly for infectious diseases like tuberculosis, complete socio-demographic and clinical

284 information on individuals with presumptive tuberculosis cannot be linked across the

285 Infectious Disease Reporting System and the Tuberculosis Information Management System

286 due to the different identification numbers, even both of which were developed by the China

287 Centers for Disease Control and Prevention (CDC), thus analysis on characteristics of

288 individuals who did not complete the referral are not feasible.<sup>58</sup> Finally, since many patients

289 do not seek first contact care (e.g. for acute self-limiting conditions) from PHC institutions,

290 this severely limits the opportunity of integrating clinical care and public health services.

291  
292 On the one hand, the public lacks confidence in the ability of primary health-care  
293 physicians. In the NPHCS, the most common reasons that patients bypassed primary health  
294 care institutions as they need clinical care include “do not know them well” (14%), “do not  
295 trust them” (13%), and “be not satisfied with their quality of care” (13%).<sup>5,52</sup> In a 2013  
296 nationally representative study, 26% of patients said they distrusted community health  
297 centres, compared with 6% for hospitals.<sup>53</sup> Familiarity with health staff and previous  
298 experience using services were linked to a negative view of, and an unwillingness to use,  
299 community healthcentres.<sup>53</sup> Care coordination is also poor between primary care and  
300 secondary care. Bi-directional referral between primary health care institutions and hospitals  
301 are yet to be realized in China. Factors that hinder the implementation exist on both demand  
302 and supply sides. On the other hand, primary health care providers and hospitals are  
303 commonly competing with each other to treat more patients. Primary health care physicians  
304 are often reluctant to refer their patients to hospitals, as hospitals rarely refer patients  
305 downward since every patient referred downward leads to revenue loss under the fee for-  
306 service payment system.<sup>62</sup>

## 308 **Continuity of care**

309 Primary health carePHC institutions-providers are in a central position to coordinate a  
310 person’s care needs, from prevention, disease management to curative careprovide care  
311 throughout a person’s life course. There are several barriers to overcome before this  
312 aspiration becomes a reality, including the absence of patient-centred care. In one  
313 observational study, primary health care physicians were observed during the consultation  
314 and scored with a checklist on their communication with patients. The findings indicated that  
315 in only 2% of the consultations did the physician explore how health problems affected the  
316 patients’ lives; in only 7% of the encounters was there a check of patients’ understanding of

317 ~~medical issues; in none of the consultations were educational materials provided; in only 1%~~  
318 ~~did the physician encourage the patient to ask questions.~~<sup>63</sup>

319 The concept of continuity of care entails several dimensions. First, ‘relational continuity’  
320 encourages patients to enter into contractual arrangements with family doctors. However,  
321 China does not make it compulsory for patients to see ~~primary health care~~PHC providers as  
322 their first contact. As the first step towards building a gatekeeping system, the government  
323 has introduced a family doctor registration policy by which each resident would be registered  
324 with a team of family doctor,<sup>59</sup> however, it is still in an early stage and its potential has yet to  
325 be realised. Moreover, there is a general lack of patient awareness about the importance of  
326 continuity of care. In a study in Beijing, patients’ strong preference for free choice between  
327 general practitioners and specialists was not aligned with relational continuity with ~~primary~~  
328 ~~health care~~PHC.<sup>60</sup>

329 Second, there is inadequate ‘informational continuity’ throughout the system. The  
330 electronic medical record system in ~~primary health care~~PHC institutions is still commonly  
331 unavailable, fragmented, and isolated in its ability to integrate and analyse comprehensive  
332 information about individual patients.<sup>5</sup> The establishment of the centralised resident health  
333 record system in the National Basic Public Health Service Program for the entire catchment  
334 populations potentially places ~~primary health care~~PHC services in a position to take a cradle-  
335 to-grave approach to managing health care. However, the potential to use these data goes  
336 unfulfilled.

337 Third, with respect to ‘managerial continuity’, because ~~primary health care~~PHC  
338 institutions and hospitals are financed, governed, and managed separately,<sup>61</sup> there are barriers  
339 to ensuring consistency, coordination, and quality of care across sites of care. Thus, there are  
340 few opportunities for different health care providers to maximise effectiveness of the joint  
341 efforts and minimise ~~waste-wastage~~ from redundant actions and interventions.

## 343 **Recommendations for Improvement**

344 To improve the quality of PHC in China, we propose recommendations for addressing  
345 the structural and process weaknesses in the system. Overtime, China could primary health  
346 care, China needs to modernize its primary health care PHC system through the establishing  
347 establishment of a learning platform for evidence generation and training, as well as  
348 performance monitoring and promoting.<sup>62</sup> These recommendations could guide China's  
349 action plans in terms of policy formulation and designing pilots to test the recommendations'  
350 effects and feasibility. ~~While the learning platform with linked IT system will provide the~~  
351 ~~structure for care coordination between clinical care and public health service within primary~~  
352 ~~health care institutions and between primary health care providers and hospitals, it needs to be~~  
353 ~~accompanied by a provider payment mechanism and accountability system that enhances care~~  
354 ~~coordination and integration. Furthermore, improved training is required to maintain a stable~~  
355 ~~and competent workforce.~~

### 356 **Build a learning primary health care system**

357 ~~A learning primary health care system should be data driven and technology enabled. It~~  
358 ~~needs a real time, high performance IT system that can capture, organise, and normalise data~~  
359 ~~from many sources, maintain data securely, grant access to data selectively, and provide the~~  
360 ~~computational power to rapidly analyse data. The system should be able to produce insights~~  
361 ~~and discoveries about the temporal quality of services, the comparative effectiveness of~~  
362 ~~alternative strategies, and the underlying causal factors for the results being achieved, as well~~  
363 ~~as to make them available to policy makers and researchers. Equally important, the system~~  
364 ~~should ensure that professionals are practicing at the top level of their training and in~~  
365 ~~accordance with the most up to date evidence, with the IT support. Specifically, based on~~  
366 ~~integrated data platform, there could be three IT tools that apply innovative technologies for~~  
367 ~~staff training, decision support, and quality control, working in synergy.~~

368 ~~First, in service training tools that are extended through internet and mobile internet.~~  
369 ~~Online training could be an efficient way to train millions of primary health care professionals~~  
370 ~~in a vast country with wide access to the internet. Such digital learning could potentially~~

371 facilitate adaptive and personalised courses based on individual abilities. China now has 1-2  
372 billion 4G subscribers with widespread smart phones and other portable terminals,<sup>68</sup> which  
373 makes it possible for health care professionals, even in remote rural areas, to leverage their  
374 fragmented time to absorb knowledge throughout their careers.

375 Second, decision support tools that are enhanced by artificial intelligence (AI). The basic  
376 function of decision support tools should include recommendations for care based on the  
377 latest guidelines and patients' individual characteristics, reminders for dosage adjustments  
378 and calculations, alerts for potential contraindications, and prevention of adverse drug  
379 reactions. Additionally, AI algorithms can enable these tools to generate new knowledge on  
380 efficacy, safety, adherence, and cost-effectiveness of treatments, which still could not be  
381 available in traditional trials, with designedly analysing data from the ongoing delivery of  
382 care (panel 4).

383 Third, quality monitoring and feedback tools that are based on big data. Big data  
384 technologies can strengthen quality monitoring and feedback in two ways. For quality  
385 monitoring, the technologies can facilitate data integration from multiple systems, including  
386 electronic medical records, administrative claims, disease surveillance, and death registry, to  
387 provide a perspective on a broad array of the process and outcomes of care. For quality  
388 feedback, the technologies will enable targeted and timely analysis, with performance  
389 benchmarks determined in consideration of not only the literature, but also the local  
390 epidemiologic profiles and characteristics of the primary health care setting.

391 As the basis for applying these tools in identifying the targets, developing the  
392 intervention, and assessing the effects, centralised health information systems for primary  
393 health care institutions should be put in place to capture and integrate data from everyday  
394 practice across China. Cloud-based approaches, which can help users to store and access data  
395 and programmes via the internet, and centralised technical support, together with  
396 comprehensive registration and classification systems, could be used to avoid fragmentation  
397 of standards or challenges in hiring local information technology support, particularly in the  
398 coming "5G" era.

399 China is starting on a strong base in terms of data collection. It is time to turn the data  
400 into strategies and actions that would transform care delivery. The Residents Health Record  
401 System for basic public health services and the Electronic Medical Record System for clinical  
402 care form the two core IT systems for everyday primary health care provision in China. The  
403 centralised Residents Health Record System was implemented nationwide in 2009 as a part of  
404 the National Basic Public Health Service Programme. In 2016, 94% of community health  
405 centres and 86% of township health centres had implemented the Residents Health Record  
406 System.<sup>5</sup> However, the system has not been fully integrated with the delivery of clinical care,  
407 and these health data have rarely been used to facilitate appropriate and efficient clinical  
408 practice. With respect to the Electronic Medical Record System, a much wider range of  
409 challenges exists. First, the NPHCS found that more than half of community health centres  
410 and township health centres had no Electronic Medical Record system. It is probable that the  
411 situation was much worse in village clinics. Second, the development and deployment of  
412 clinical IT systems in primary health care institutions were highly decentralised, without  
413 standardised data structures, definitions, use of appropriate classification systems such as  
414 International Classification of Primary Care, second edition (ICPC 2),<sup>69</sup> or protocols to ensure  
415 integration and interoperability.<sup>5</sup> Third, only two-fifths of the Electronic Medical Record  
416 Systems in community health centres and one fifth in township health centres being linked  
417 with hospitals to facilitate patient referrals. These represent opportunities for improvement.  
418 The health care system needs an integrated, inter-professional record system per citizen,  
419 which can be used both in primary health care institutions and hospital.

420 Despite China's huge investment and leading position in mobile internet, big data, and  
421 artificial intelligence,<sup>70</sup> several concerns have arisen regarding the translation of these  
422 technologies into relevant products. First, given the level of education and degree of ageing in  
423 Chinese primary health care professionals, who are expected to act as both data generators  
424 and users, these tools should be user friendly—the workflow should be optimised and the  
425 time it takes to use them should be minimised; the user interface should be intuitive and  
426 require minimum training. Second, these tools, particularly the artificial intelligence systems,

427 ~~will need to have transparency regarding how data are managed to engender trust, avoid bias,~~  
428 ~~and guarantee that patients' interests are served. Vendors and users should be committed to~~  
429 ~~ensuring that new strategies are robustly validated and novel tools are adequately tested.~~

### 430 **Enhance the quality of training for new and current primary health care** 431 **workforce**

432 The State Council issued the guidance on reform and development of training and  
433 incentive mechanisms for ~~primary health care~~PHC physicians ~~has included a comprehensive~~  
434 ~~range of detailed recommendations on the quality of training~~ (appendix I).<sup>63</sup> Despite this  
435 ~~promising aspect, a comprehensive range of detailed recommendations on the quality of~~  
436 ~~training are needed to address~~ the wide variation in standards of medical school education ~~still~~  
437 ~~needs to be addressed urgently. First, t~~The Ministry of Education should consider working  
438 closely with the National Health Commission to elevate and ~~closely~~ monitor the quality of  
439 training in medical schools and establish accreditation systems. In addition to training  
440 qualified PHC physicians, d

441 In the next decade, every medical school should establish a departments of general  
442 practice in medical colleges should also. This would serve to develop the academic discipline  
443 and nurture the next generation of teachers and leaders, who will drive the agenda of primary  
444 health carePHC development forward and generate the evidence that is needed to strengthen  
445 this field.

446 ~~Second, m~~Measures should be implemented to ensure that students attain an appropriate  
447 level of clinical competence, and be exposed to ~~primary health care~~PHC ~~from the very~~  
448 ~~beginning of their curricula as well as~~ throughout the training. ~~In addition to clinical~~  
449 ~~competence, Increasingly training should prepare them to work in multi-professional teams,~~  
450 ~~and~~ emphasis should ~~also~~ be placed on the importance of doctor-patient communication, for  
451 example, empathy and shared decision-making, in building trust between patients and  
452 ~~primary health care~~PHC providers. Third, the government could also consider setting targets  
453 for the percentage of medical graduates who would pursue post-graduate training in general

454 practice.<sup>64</sup> and develop strategies for inspiring students to work in PHC, like exposing  
455 undergraduate medical students to PHC and community health service early in the  
456 curriculum.<sup>65</sup>

457  
458 ~~In the next decade, every medical school should establish a department of general~~  
459 ~~practice. This would serve to develop the academic discipline and nurture the next generation~~  
460 ~~of teachers and leaders who will drive the agenda of primary health care development forward~~  
461 ~~and generate the evidence that is needed to strengthen this field.~~

462 In the training for current PHC workforce, ~~For the management of many clinical~~  
463 ~~conditions commonly encountered by primary health care physicians, practical~~ clinical  
464 practice guidelines need to be tailored for ~~primary health care~~PHC settings and contain  
465 feasible and affordable recommendations, including a patient-centred perspective with  
466 integration of patients' goals.<sup>66</sup> These guidelines should focus on the use of cost-effective  
467 diagnostic approaches and treatment measures, rather than on, for example, disease aetiology  
468 or the pharmacology of medications. China would benefit from a body that oversees the  
469 development of disease management protocols, with involvement of ~~primary health care~~PHC  
470 providers, which in turn could inform the training of ~~primary health care~~PHC physicians on  
471 appropriate and contextualised use. Additionally, incentives would help to motivate PHC  
472 doctors to participate the Continuing Medical Education and other in-service training  
473 programs, such as providing certifications that are meaningful in their career development  
474 and ensuring incomes when they temporarily leave their posts for training.

475 In addition to doctors, the key role of nurses and other health workers in PHC should be  
476 recognized and promoted. Specifically, recent pilot projects on nurse practitioner training,  
477 including those that accept new graduates with bachelor degrees from School of Nursing in  
478 medical colleges, and others that assign mid-career nurses to practise in PHC institution,  
479 could be considered a promising way to strengthen PHC workforce, particularly for chronic  
480 diseases management.<sup>67</sup>



482

483 **Establish performance accountability to incentivize high-quality and high-value**

484 **care**

485 There is a need for national quality measurement and improvement systems that are  
486 linked with incentives to ensure that practices are monitored, outcomes are assessed, and  
487 providers are held accountable. Systematic quality improvement requires not only  
488 comprehensive indicators, reliable data, and in-depth analysis, but also financial and non-  
489 financial incentive mechanisms. These measures need to be timely, accurate and actionable.

490 Relevant authorities, including the National Health Commission and the National  
491 Healthcare Security Administration, could consider strengthening capacity of departments  
492 responsible for health-care quality (e.g., the division of medical management in different  
493 levels of Health Commissions and national and local Medical Quality Management and  
494 Control Centers). The departments could be tasked with monitoring the quality of care  
495 provision and provide feedback and support to address gaps in quality.

496 Social health insurance program's payments to care providers should reward good  
497 performance and outcome. Meanwhile publicly available data on care quality could increase  
498 accountability, engender trust, and drive improvement. Performance in the management of  
499 NCDs such as hypertension is a prime candidate for such initiatives. The newly established  
500 National Primary Health Care Hypertension Management Office in China is an example  
501 (panel 5).

502 **Integrate clinical care with ~~the~~ basic public health services**

503 China should consider combining the public health budget with the social health  
504 insurance budget and shifting the payment of PHC teams from fee-for-service to a capitation  
505 payment method.<sup>68</sup> ~~paying primary health care teams by a capitation payment method.~~ The  
506 capitation payment rate should be risk adjusted and the rate should cover costs for providing  
507 health promotion, prevention, management, and clinical care by the ~~primary health care~~PHC  
508 physicians and teams. This will encourage ~~primary health care~~PHC physicians to coordinate

509 preventive care with clinical care, thereby leading to better management and better outcomes  
510 for the patients.

511 The National Basic Public Health Service Program should consider emphasising that  
512 clinical care, including appropriate prescribing of tests and medications, is essential to  
513 achieve the goal of health management and disease control. At the national level, in addition  
514 to the ~~Centers for Disease Control and Prevention (CDC)~~, the leading professional institutions  
515 ~~for related to the~~ major diseases covered by the National Basic Public Health Service Program  
516 could be involved in task definition, guideline development, implementation monitoring, and  
517 performance assessment of the services. At the county level, an alliance between the CDC  
518 and the county hospital could assume responsibility for the guidance and monitoring of the  
519 National Basic Public Health Service Program. At the organisational level, ~~primary health~~  
520 ~~care~~PHC institutions should have full autonomy in personnel and financial management to  
521 optimise the resource allocation and payment incentive with the aim to integrate clinical care  
522 and basic public health services.

523 Most performance assessments of ~~primary health care~~PHC institutions examine the  
524 quantity of public health services provided, but assessments should also include additional  
525 measures of clinical care processes (e.g., availability of basic medications and proportion of  
526 appropriate prescriptions) and patient health outcomes (e.g., ~~avoidable hospitalization~~,  
527 incidence of stroke, heart attack, and premature death).

## 528 **Strengthen the coordination between primary health care institutions and** 529 **hospitals**

530 To establish a medical alliance or integrated delivery system as encouraged by the State  
531 Council of China<sup>69</sup> and recommended globally,<sup>70</sup> ~~primary health care~~PHC institutions and  
532 hospitals need to closely coordinate their functions. In addition to vertical technical support  
533 provided by hospitals to the ~~primary health care~~PHC institutions within the same catchment  
534 areas, deeper coordination between them should be implemented to best suit local contexts  
535 (panel 56), with integrated systems for staff training, medication supply, health IT support,

536 equipment procurement, and most importantly, alignment of economic interests~~financial~~  
537 ~~management.~~<sup>71</sup>

538 To encourage ~~primary health care~~PHC institutions and secondary or tertiary hospitals to  
539 coordinate, it is essential to change the provider payment mechanism from one that pays each  
540 facility separately, such as by fee-for-service, diagnosis-related-groups, to one that pays  
541 according to the size of the population served and the quality of care delivered. ~~focuses on~~  
542 ~~facilities to one that focuses on population.~~ The aforementioned capitation payment methods  
543 should cover services at the primary care level as well as the secondary care hospitals, and  
544 eventually be extended to cover tertiary care level. The envisioned primary, secondary, and  
545 tertiary care team would jointly manage the capitated funds. If there ~~are~~were savings, they  
546 would be shared by the team. This gives incentives for the team to collaborate to invest in  
547 prevention and health maintenance and to shift the locus of care to PHC institutions to reduce  
548 costs. ~~Since it is less costly to produce the same service at primary health care facilities than it~~  
549 ~~is at hospitals, this would encourage collaborations to strengthen their primary care sectors in~~  
550 ~~the integrated system to encourage more patients to choose primary health care facilities.~~  
551 However, there need to be outcomes assessments to ensure that people are not adversely  
552 affected by the rationing of services to increase profit margins.

### 553 **~~Establish performance accountability to incentivize high-quality and high-value~~** 554 **~~care~~**

555 ~~There is a need for national quality measurement and improvement systems that are~~  
556 ~~linked with incentives to ensure policies are followed, practices can be monitored, and~~  
557 ~~outcomes can be assessed. Systematic quality improvement requires not only comprehensive~~  
558 ~~indicators, reliable data, and in-depth analysis, but also financial and non-financial incentive~~  
559 ~~mechanisms.~~

560 ~~Relevant authorities, including health authorities and health insurance agencies, could~~  
561 ~~consider strengthening capacity of departments responsible for health care quality (e.g., the~~  
562 ~~division of medical management in different levels of Health Commissions and national and~~

563 local Medical Quality Management and Control Centers). The departments could be tasked  
564 with organising appropriate teams that monitor the quality of care provision and provide  
565 feedback and support to address gaps in quality.

566 Payment to care providers should reward good performance and outcome, meanwhile  
567 publicly available data on care quality could increase accountability, engender trust, and drive  
568 improvement. Performance in the management of NCDs such as hypertension is a prime  
569 candidate for such initiatives. The newly established National Primary Health Care  
570 Hypertension Management Office in China has set a good example (panel 6), in which  
571 leading professional institutions, with authorisation and strong endorsement from the  
572 government, could launch open-minded reform to strengthen quality management.

573 **Improve information system towards building a learning primary health care**  
574 **system**

575 An integrated electronic health record system per citizen is needed to improve the quality  
576 and efficiency in PHC institutions as well as the entire health care system (panel 7). China  
577 should address the challenges in the two core information technology (IT) systems in PHC  
578 institutions – the Residents Health Record System for basic public health services and the  
579 Electronic Medical Record System for clinical care.<sup>5</sup> First, clinical IT systems like Electronic  
580 Medical Records should be available in all PHC institutions, including village clinics.  
581 Second, the development and deployment of clinical IT systems in PHC institutions need to  
582 be centralised, with standardised data structures, definitions, use of appropriate classification  
583 systems such as International Classification of Primary Care,<sup>72</sup> to ensure integration and  
584 interoperability. Third, the Residents Health Record System that was implemented nationwide  
585 in the National Basic Public Health Service Program should be integrated with the delivery of  
586 clinical care, to ensure that the health data can be used to facilitate appropriate and efficient  
587 clinical practice. Fourth, the Electronic Medical Record Systems in PHC should be linked  
588 with the ones used in secondary and tertiary hospitals to facilitate patient referrals.

590 Over time, China should aim to build a learning PHC system that is data-driven and  
591 technology-enabled, with a real-time, high-performance IT system that can capture, organise,  
592 and normalise data from many sources, maintain data securely, grant access to data  
593 selectively, and provide the computational power to rapidly analyse data. The system should  
594 be able to produce insights and discoveries about the temporal quality of services, the  
595 comparative effectiveness of alternative strategies, and the underlying causal factors for the  
596 results being achieved, as well as to make them available to policy makers and researchers.

597 Equally important, the system should ensure that professionals are practicing at the top  
598 level of their training and in accordance with the most up-to-date evidence, with the IT  
599 support. Specifically, based on integrated data platform, there could be three IT tools that  
600 apply innovative technologies for staff training, decision support, and quality control,  
601 working in synergy.

602 First, in-service training tools that are extended through internet and mobile internet.  
603 Online training could be an efficient way to train millions of PHC professionals in a vast  
604 country with wide access to the internet.<sup>73</sup> Such digital learning could potentially facilitate  
605 adaptive and personalised courses based on individual abilities. China now has 1.2 billion 4G  
606 subscribers with widespread smart phones and other portable terminals,<sup>68</sup> which makes it  
607 possible for health care professionals, even in remote rural areas, to leverage their fragmented  
608 time to absorb knowledge throughout their careers.

609 Second, decision support tools that are enhanced by artificial intelligence (AI). In  
610 addition to tThe basic function of decision support tools, including should include guideline  
611 recommendations for diagnosis and treatment based on the latest guidelines and patients'  
612 individual characteristics, reminders for dosage calculations adjustments and calculations,  
613 and alerts for potential contraindications alerts, and prevention of adverse drug reactions.  
614 Additionally, AI algorithms can enable these tools to generate new knowledge on efficacy,  
615 safety, adherence, and cost-effectiveness of treatments, which still could not be available in  
616 traditional trials, with designedly analysing data from the ongoing delivery of care (panel 4).

617 Third, quality monitoring and feedback tools that are based on big data. For quality  
618 monitoring, the Technologies can, on the one hand, facilitate data integration from multiple  
619 systems ,including electronic medical records, administrative claims, disease surveillance,  
620 and death registry in quality monitoring, , to provide a perspective on a broad array of the  
621 process and outcomes of care. For feedback, the technologies will; on the other hand, enable  
622 targeted and timely analysis, with performance benchmarks determined in consideration of  
623 not only the literature, but also the local epidemiologic profiles and PHC characteristics of the  
624 PHC setting.

625 As the basis for applying these tools in identifying the targets, developing the  
626 intervention, and assessing the effects, centralised health information systems for PHC  
627 institutions should be put in place to capture and integrate data from everyday practice across  
628 China. Cloud-based approaches, which can help users to store and access data and  
629 programmes via the internet, and centralised technical support, together with comprehensive  
630 registration and classification systems, could be used to avoid fragmentation of standards or  
631 challenges in hiring local information technology support, particularly in the coming “5G”  
632 era.

## 635 **Conclusion**

636 During the past decade of health-care reform, China prioritised the investment in its  
637 primary health care PHC system, h. However, the system is currently facing challenges in  
638 providing high-quality and high-value care to the population, because of the shortfalls in  
639 several dimensions. We suggest a series of recommendations for China to implement or pilot-  
640 test with the goal to improve quality of PHC. In time, these would transform China’s delivery  
641 system from on the corresponding areas. The hope is that the Chinese health care system  
642 would be transformed into one that is hospital-centric to an integrated system anchored  
643 in primary health care PHC and enabled by the latest technology and data. A strong and high

644 quality PHC system will help China to achieve the social benefits enshrined in the national  
645 Healthy China 2030 strategy. ~~-entric with efficient data driven and technology enabled~~  
646 ~~mechanisms continually improving care performance and eliminating wasted resources.~~  
647 ~~Furthermore, now is an opportune time for China to strengthen the quality of its primary~~  
648 ~~health care. If successful, the result of those gains should be reflected in improvement from~~  
649 ~~both health and societal perspectives.~~

650

## 651 **Acknowledgements**

652 We appreciate the multiple contributions made by study teams at the National Center for  
653 Cardiovascular Diseases, and the local sites in the collaborative network in the realms of  
654 study design and operations, particularly data collection by Na Tian, Jianlan Cui, Xin Sun,  
655 Wei Xu, and Bo Gu, and data cleaning and analysis by Shuang Hu, Xueke Bai, Chaoqun Wu.  
656 We appreciate George Mensah from the National Institutes of Health for his support in study  
657 design. We appreciate Maria Johnson from the Yale School of Medicine, Yueqian Sun from  
658 the University of Birmingham, as well as Jiali Song, Aoxi Tian, and Xingyi Zhang from the  
659 National Center for Cardiovascular Diseases for their support in manuscript coordinating and  
660 editing. We appreciate Yun Wang from the Harvard T.H. Chan School of Public Health,  
661 Nishali Patel, and Sara Albala from the London School of Economics and Political Science,  
662 and Weiyan Jian and Xi Yao from Peking University Health Science Center for their support  
663 in data cleaning and analysis. We appreciate BeiBei Yuan, Dan Wang, and Huiwen Li from  
664 Peking University Health Science Center, Lihua Zhang, Danwei Zhang, and Xinghe Huang  
665 from the National Center for Cardiovascular Diseases, and Qinglan Ding from the Center for  
666 Outcomes Research and Evaluation, Yale-New Haven Hospital, who searched the published  
667 work, extracted data, and summarised findings. We appreciate Shiwani Mahajan, Suveen  
668 Angraal, Yuan Lu, and Andrew Zhang from Center for Outcomes Research and Evaluation,  
669 Yale-New Haven Hospital for editing and proofreading.

670

## 671 **Author Contributions**

672 SH conceived the review and take responsibility for all aspects of it. XL, HMK, and WY  
673 designed the study and wrote the first draft.; KC and JLu participated in and made critical  
674 suggestions for interoperating the findings and generating the recommendations. JDM, QM,  
675 EAM, CL, ~~Hu~~, MS, QZ, DRX, LL, SLN, RP, JLi, ZW, HY, RGe, SC, XG, RGu, HJ, YK,  
676 ZP, XW, SX, XX, YZ, JZ, and SZ participated in discussion and provided comments in  
677 revision. All authors approved the final version of the Review.

678

## 679 **Declaration of Interests**

680 The authors declared no relevant conflict of interest.

681

## 682 **Role of the Funding Source**

683 This project was partly supported by the Chinese Academy of Medical Sciences  
684 Innovation Fund for Medical Science (2017-I2M-1-003, 2017-I2M-2-002, 2016-12M-2-004,  
685 2016-12M-1-006), the National Key Technology R&D Program (2017YFC1310801,  
686 2017YFC1310803) from the Ministry of Science and Technology of China, the Major Public  
687 Health Service Project from the Ministry of Finance and National Health and Family  
688 Planning Commission of China, the China-WHO Biennial Collaborative Projects 2016-2017  
689 (2016/664424-0), the Research Special Fund for Public Welfare Industry of Health  
690 (201502009) from the National Health and Family Planning Commission of China, and the  
691 111 Project from the Ministry of Education of China (B16005). The funders had no role in the  
692 study design, data collection, data analysis, data interpretation, or writing of the report.

693

## 694 **References**

695 1. Chen Z. Launch of the health-care reform plan in China. *Lancet* 2009; **373**(9672):  
696 1322-4.



- 697 2. BBC NEWS ASIA. Ageing China: Changes and challenges. 2012.  
698 <http://www.bbc.com/news/world-asia-19630110> (accessed Jun. 5th 2018).
- 699 3. Ministry of Health of the People's Republic of China. China health statistical  
700 yearbook 2009. Beijing: Peking union medical college publishing house; 2010.
- 701 4. National Health Commission of the People's Republic of China. China health  
702 statistical yearbook 2019. Beijing: Peking union medical college publishing house; 2019.
- 703 5. Li X, Lu J, Hu S, et al. The primary health-care system in China. *Lancet* 2017;  
704 **390**(10112): 2584-94.
- 705 6. CPC Central Committee, State Council. The outline of the Healthy China 2030  
706 strategy. 2016. [http://www.gov.cn/zhengce/2016-10/25/content\\_5124174.htm](http://www.gov.cn/zhengce/2016-10/25/content_5124174.htm)  
707 (accessed May 31 2018).
- 708 7. Yip W, Fu H, Chen AT, et al. 10 years of health-care reform in China: progress  
709 and gaps in Universal Health Coverage. *The Lancet* 2019; **394**(10204): 1192-204.
- 710 8. Li Z, Hou J, Lin L, Tang S, Jin M. On residents' satisfaction with community health  
711 services after health care system reform in Shanghai, China, 2011. *BMC Public Health*  
712 2012; **12**(Suppl 1): S9-S.
- 713 9. Donabedian A. The Quality of Care - How Can It Be Assessed. *Jama-J Am Med*  
714 *Assoc* 1988; **260**(12): 1743-8.
- 715 10. Kringos DS, Boerma WG, Bourgueil Y, et al. The european primary care monitor:  
716 structure, process and outcome indicators. *BMC family practice* 2010; **11**(1): 81.
- 717 11. Su M, Zhang Q, Lu J, et al. Protocol for a Nationwide Survey of China's Primary  
718 Health Care: The China PEACE MPP Primary Health Care Survey. *BMJ open* 2017; **7**:  
719 e016195.
- 720 12. Liang J, Li X, Kang C, et al. Maternal mortality ratios in 2852 Chinese counties,  
721 1996-2015, and achievement of Millennium Development Goal 5 in China: a  
722 subnational analysis of the Global Burden of Disease Study 2016. *Lancet* 2019;  
723 **393**(10168): 241-52.
- 724 13. National Health and Family Planning Commission of the People's Republic of  
725 China. Q & A on immunization and vaccination. 2016.  
726 [http://www.nhfpc.gov.cn/zhuz/jbyfykz/201604/cd82bd6b447a44a687dd931ef89e2a](http://www.nhfpc.gov.cn/zhuz/jbyfykz/201604/cd82bd6b447a44a687dd931ef89e2a70.shtml)  
727 [70.shtml](http://www.nhfpc.gov.cn/zhuz/jbyfykz/201604/cd82bd6b447a44a687dd931ef89e2a70.shtml) (accessed March 13 2018).
- 728 14. Sylvia S, Shi Y, Xue H, et al. Survey using incognito standardized patients shows  
729 poor quality care in China's rural clinics. *Health Policy Plan* 2015; **30**(3): 322-33.
- 730 15. Sylvia S, Xue H, Zhou C, et al. Tuberculosis detection and the challenges of  
731 integrated care in rural China: A cross-sectional standardized patient study. *PLOS*  
732 *Medicine* 2017; **14**(10): e1002405.
- 733 16. Daniels B, Kwan A, Pai M, Das J. Lessons on the quality of tuberculosis diagnosis  
734 from standardized patients in China, India, Kenya, and South Africa. *Journal of Clinical*  
735 *Tuberculosis and Other Mycobacterial Diseases* 2019; **16**: 100109.
- 736 17. Li Y. China's misuse of antibiotics should be curbed. *BMJ (Clinical research ed)*  
737 2014; **348**: g1083.
- 738 18. Li Y, Xu J, Wang F, et al. Overprescribing in China, driven by financial incentives,  
739 results in very high use of antibiotics, injections, and corticosteroids. *Health affairs*  
740 *(Project Hope)* 2012; **31**(5): 1075-82.
- 741 19. Yip W, Powell-Jackson T, Chen W, et al. Capitation combined with pay-for-  
742 performance improves antibiotic prescribing practices in rural China. *Health Aff*  
743 *(Millwood)* 2014; **33**(3): 502-10.

- 744 20. Yin X, Song F, Gong Y, et al. A systematic review of antibiotic utilization in China.  
745 *The Journal of antimicrobial chemotherapy* 2013; **68**(11): 2445-52.
- 746 21. World Health Organization. Using Indicators to Measure Country  
747 Pharmaceutical Situations. 2006.  
748 <http://www.who.int/medicines/publications/WHOTCM2006.2A.pdf> (accessed Jun 30  
749 2017).
- 750 22. Wang J, Wang P, Wang X, Zheng Y, Xiao Y. Use and prescription of antibiotics in  
751 primary health care settings in China. *JAMA Intern Med* 2014; **174**(12): 1914-20.
- 752 23. Zhang X, Cui Y, Liu C, Zuo K, Tang Y. Antibiotic Sales in Primary Care in Hubei  
753 Province, China: An Analysis of 2012–2017 Procurement Records. *International journal*  
754 *of environmental research and public health* 2019; **16**(18): 3376.
- 755 24. Xiao Y. Antimicrobial Stewardship in China: Systems, Actions and Future  
756 Strategies. *Clinical Infectious Diseases* 2018; **67**(suppl\_2): S135-S41.
- 757 25. Lu J, Lu Y, Wang X, et al. Prevalence, awareness, treatment, and control of  
758 hypertension in China: data from 1.7 million adults in a population-based screening  
759 study (China PEACE Million Persons Project). *Lancet* 2017; **390**(10112): 2549-58.
- 760 26. Su M, Zhang Q, Bai X, et al. Availability, cost, and prescription patterns of  
761 antihypertensive medications in primary health care in China: a nationwide cross-  
762 sectional survey. *Lancet* 2017; **390**(10112): 2559-68.
- 763 27. Li X, Ji Y. Prescription analysis of anti-hypertensive drugs for community  
764 hospital outpatient in Shanghai. *World Clinical Drugs* 2014; **35**(10): 611-6.
- 765 28. Yan W, Lin J. Analysis of drug application for elderly patients with hypertension  
766 in a community from 2010 to 2012. *Clinical Medical & Engineering* 2014; (11): 1501-3.
- 767 29. Lu J, Lu Y, Wang X, et al. Prevalence, awareness, treatment, and control of  
768 hypertension in China: data from 1.7 million adults in a population-based screening  
769 study (China PEACE Million Persons Project). *Lancet* 2017; **390**(10112): 2549-58.
- 770 30. Li Y, Yang L, Wang L, et al. Burden of hypertension in China: A nationally  
771 representative survey of 174,621 adults. *Int J Cardiol* 2017; **227**: 516-23.
- 772 31. Wang Z, Chen Z, Zhang L, et al. Status of hypertension in China: results from  
773 the China hypertension survey, 2012-2015. *Circulation* 2018; **137**: 2344–56.
- 774 32. Organisation for Economic Co-operation and Development. Health Care  
775 Quality Indicators - Primary Care. [https://www.oecd.org/els/health-systems/hcqi-](https://www.oecd.org/els/health-systems/hcqi-primary-care.htm)  
776 [primary-care.htm](https://www.oecd.org/els/health-systems/hcqi-primary-care.htm) (accessed Oct-28 2019).
- 777 33. Center for Health Statistics and Information NHaFPC. An Analysis Report of  
778 National Health Services Survey in China, 2013. Beijing: Peking Union Medical College  
779 Publish House; 2015.
- 780 34. Wang L, Gao P, Zhang M, et al. Prevalence and Ethnic Pattern of Diabetes and  
781 Prediabetes in China in 2013. *JAMA* 2017; **317**(24): 2515-23.
- 782 35. Sun M, Rasooly A, Jian W. Quality of primary health care in China: an analysis  
783 of data from a nationwide longitudinal survey. *The Lancet* 2018; **392**: S74.
- 784 36. National Health and Family Planning Commission of the People's Republic of  
785 China. China health and family planning statistical yearbook 2017. Beijing: Peking  
786 Union Medical College Publishing House; 2018.
- 787 37. State Council, Central Committee of the Communist Party of China. Guidance  
788 of the State Council on the establishment of a general practitioner system. 2011.  
789 [http://www.gov.cn/zwggk/2011-07/07/content\\_1901099.htm](http://www.gov.cn/zwggk/2011-07/07/content_1901099.htm) (accessed May 5 2018).
- 790 38. Ministry of Health of the People's Republic of China. China health statistical

791 yearbook 2013. Beijing: Peking union medical college publishing house; 2014.

792 39. Shan H, Guo Y, Wei H. The analysis on the current status of community health  
793 human resource in Heilongjiang. *Chinese Health Economics* 2013; (12): 62-4.

794 40. Wong WCW, Jiang S, Ong JJ, et al. Bridging the Gaps Between Patients and  
795 Primary Care in China: A Nationwide Representative Survey. *Ann Fam Med* 2017; **15**(3):  
796 237-45.

797 41. Meng Q, Yang h, Chen W, Sun Q, Liu X. People's Republic of China health system  
798 review. Geneva, Switzerland: World Health Organization; 2015.

799 42. Liang S, Deng H, Liu S, et al. Competency building for lay health workers is an  
800 intangible force driving basic public health services in Southwest China. *BMC Health*  
801 *Serv Res* 2019; **19**(1): 596.

802 43. Yip WC-M, Hsiao WC, Chen W, Hu S, Ma J, Maynard A. Early appraisal of China's  
803 huge and complex health-care reforms. *Lancet* 2012; **379**(9818): 833-42.

804 44. Yi H, Miller G, Zhang L, Li S, Rozelle S. Intended and unintended consequences  
805 of China's zero markup drug policy. *Health Aff (Millwood)* 2015; **34**(8): 1391-8.

806 45. Zhu J. Study on the influence of zero-profit drug policy on the economic  
807 operation and medical expenses of primary health care institutions [Master]: Anhui  
808 Medical University; 2012.

809 46. Tian L. Research on the operating cost and compensating mechanism of basic  
810 medical institutions in Jilin province [Master]: Jilin University; 2015.

811 47. Qin L, Jiang Z. Public financial support and behavioral distortion of rural  
812 primary medical service. *Review of Economic Research* 2011; (67): 38-42.

813 48. National Health Commission of the People's Republic of China. China health  
814 statistical yearbook 2018. Beijing: Peking union medical college publishing house; 2019.

815 49. Qin J, Lin C, Zhang L, Zhang Y. Patient Satisfaction with Primary Care in Highly  
816 Focused Districts/Counties during the Comprehensive Reform of Primary Care System  
817 in China. *Chinese General Practice (Chin)* 2018; **21**(01): 36-40.

818 50. Zhang P, Zhao L, Liang J, et al. Societal determination of usefulness and  
819 utilization wishes of community health services: a population-based survey in Wuhan  
820 city, China. *Health Policy Plan* 2015; **30**(10): 1243-50.

821 51. State Council, Central Committee of the Communist Party of China.  
822 "Thirteenth-five year plan" for health system reform. Beijing, 2016.

823 52. State Council, Central Committee of the Communist Party of China. Guiding  
824 opinions of the General Office of the State Council on promoting the construction of  
825 hierarchical diagnosis and treatment system. 2015.  
826 [http://www.gov.cn/zhengce/content/2015-09/11/content\\_10158.htm](http://www.gov.cn/zhengce/content/2015-09/11/content_10158.htm) (accessed May  
827 30 2018).

828 53. Guo L, Bao Y, Ma J, et al. Quality of community basic medical service utilization  
829 in urban and suburban areas in Shanghai from 2009 to 2014. *PLoS One* 2018; **13**(5):  
830 e0195987.

831 54. Li W, Gan Y, Dong X, et al. Gatekeeping and the utilization of community health  
832 services in Shenzhen, China: A cross-sectional study. *Medicine* 2017; **96**(38): e7719.

833 55. Lin W, Dai T, Zhu X. Analysis on the practice of health care alliance reform in  
834 Tianchang County of Anhui. *Chinese Health Economics (Chin)* 2017; **36**(4): 74-7.

835 56. Chen Q, Wan Y, Wang Y, Hu H. Current status of construction and application  
836 of primary healthcare information system function in China. *Chinese Hospital*  
837 *Management* 2016 **36**(9): 41-4.

- 838 57. National Health and Family Planning Commission of the People's Republic of  
839 China. National basic public health service specification (third edition). 2017.  
840 <http://www.nhfpc.gov.cn/jws/s3578/201703/d20c37e23e1f4c7db7b8e25f34473e1b.shtml>  
841 [shtml](http://www.nhfpc.gov.cn/jws/s3578/201703/d20c37e23e1f4c7db7b8e25f34473e1b.shtml) (accessed March 28 2017).
- 842 58. Khan MS, Wu S, Wang X, Coker R. Optimising routine surveillance systems for  
843 informing tuberculosis control policies in China. *Health Policy and Planning* 2017;  
844 **32**(suppl\_2): ii12-ii4.
- 845 59. National Health Commission of the People's Republic of China. Guiding  
846 opinions on standardized management of contract service by family doctors. 2018.  
847 <http://www.nhc.gov.cn/jws/s7874/201810/be6826d8d9d14e849e37bd1b57dd4915.shtml>  
848 [shtml](http://www.nhc.gov.cn/jws/s7874/201810/be6826d8d9d14e849e37bd1b57dd4915.shtml) (accessed Aug 14 2019).
- 849 60. Liu C, Wu Y, Chi X. Relationship preferences and experience of primary care  
850 patients in continuity of care: a case study in Beijing, China. *BMC Health Serv Res* 2017;  
851 **17**(1): 585.
- 852 61. Meng Q, Yang H, Chen W, Sun Q, Liu X. People's Republic of China health  
853 system review. *Health Systems in Transition* 2015; **5**(7).
- 854 62. Jiang L, Krumholz HM, Li X, Li J, Hu S. Achieving best outcomes for patients with  
855 cardiovascular disease in China by enhancing the quality of medical care and  
856 establishing a learning health-care system. *Lancet* 2015; **386**(10002): 1493-505.
- 857 63. General Office of the State Council. Opinions on strengthening collaborations  
858 between departments of health and education, to promote the reform and  
859 development of medical education. 2017. [http://www.gov.cn/zhengce/content/2017-  
860 07/11/content\\_5209661.htm](http://www.gov.cn/zhengce/content/2017-07/11/content_5209661.htm) (accessed Sep 30 2018).
- 861 64. Maeseneer JD. Scaling up family medicine and primary health care in Africa:  
862 statement of the Primafamed network, Victoria Falls, Zimbabwe. *African Journal of  
863 Primary Health Care and Family Medicine* 2013; **5**(1): 61-3.
- 864 65. Strasser R, Cheu H. Needs of the many: Northern Ontario School of Medicine  
865 students' experience of generalism and rural practice. *Can Fam Physician* 2018; **64**:  
866 449-55.
- 867 66. Maeseneer JD, Boeckxstaens P. James Mackenzie Lecture 2011: multimorbidity,  
868 goal-oriented care, and equity. *British Journal of General Practice* 2012; **62**(600): 522-  
869 4.
- 870 67. Zhan Q, Shang S, Li W, Chen L. Bridging the GP gap: nurse practitioners in China.  
871 *The Lancet* 2019; **394**(10204): 1125-7.
- 872 68. Magill MK. Time to Do the Right Thing: End Fee-for-Service for Primary Care.  
873 *Annals of family medicine* 2016; **14**(5): 400-1.
- 874 69. State Council of the People's Republic of China. Guiding opinion on promoting  
875 the establishment and development of medical alliances. 2017.  
876 [http://www.gov.cn/zhengce/content/2017-04/26/content\\_5189071.htm](http://www.gov.cn/zhengce/content/2017-04/26/content_5189071.htm) (accessed  
877 Aug 14 2019).
- 878 70. World Bank Group, World Health Organization, Ministry of Finance, National  
879 Health and Family Planning Commission, Ministry of Human Resources and Social  
880 Security. HEALTHY CHINA: Deepening Health Reform In China Building High-Quality  
881 And Value-Based Service Delivery; 2016.
- 882 71. Yuan S, Wang F, Zhao Y, Liu Y. Assessing perceived quality of primary care under  
883 hospital-township health centre integration: A cross-sectional study in China. *Int J  
884 Health Plann Manage* 2019.

- 885 72. World Organization of National Colleges, Academies and Academic  
886 Associations of General Practitioners/Family Physicians. ICPC-2 : international  
887 classification of primary care. 1998.
- 888 73. National radio office of the People's Republic of China. Annual report on radio  
889 management in China (2018). 2019.  
890 <http://www.miit.gov.cn/n1146290/n1146402/n1146440/c6692260/content.html>  
891 (accessed Aug 20th 2019).
- 892 74. National Center for Cardiovascular Diseases. Report on Cardiovascular  
893 Diseases in China (2016). Beijing, China: Encyclopedia of China Publishing House; 2017.
- 894 75. Bi Z, Liang X, Xu A, et al. Hypertension prevalence, awareness, treatment, and  
895 control and sodium intake in Shandong Province, China: baseline results from  
896 Shandong-Ministry of Health Action on Salt Reduction and Hypertension (SMASH),  
897 2011. *Preventing chronic disease* 2014; **11**: E88.
- 898 76. Yang L, Yan J, Tang X, Xu X, Yu W, Wu H. Prevalence, Awareness, Treatment,  
899 Control and Risk Factors Associated with Hypertension among Adults in Southern  
900 China, 2013. *PLoS One* 2016; **11**(1): e0146181.
- 901 77. Yin M, Augustin B, Fu Z, Yan M, Fu A, Yin P. Geographic Distributions in  
902 Hypertension Diagnosis, Measurement, Prevalence, Awareness, Treatment and  
903 Control Rates among Middle-aged and Older Adults in China. *Scientific reports* 2016;  
904 **6**: 37020.
- 905 78. Wan B. Management model of clinical pathway of community medical for  
906 patients with chronic obstructive pulmonary disease. *For All Health* 2015; (12): 79-80.
- 907 79. Fan L, Feng SX, Han B, et al. Prevalence, awareness, treatment and control of  
908 hypertension in Henan Province, China. *The Australian journal of rural health* 2014;  
909 **22**(5): 264-9.
- 910 80. Acevedo MF UD, Ablan M. Transition and gap models of forest dynamics. *Ecol*  
911 *Appl* 1995; **5**: 1040–55.
- 912 81. National Basic Public Health Service Project Primary Healthcare Hypertension  
913 Management Office, Primary Healthcare Hypertension Management Commission.  
914 National Primary Healthcare Hypertension Guide. *Chinese Circulation Journal* 2017; **32**:  
915 1041–48 (in Chinese).
- 916 82. Zhou S. Exploring the development trajectory of rural medical security system.  
917 *International Health Tribune (Chin)* 2002; **6**: 18–9.
- 918 83. Ministry of Health of People's Republic of China. Report about Some Policy  
919 Issues on the Healthcare Reform. 1985. [http://www.china.com.cn/law/flfg/txt/2006-](http://www.china.com.cn/law/flfg/txt/2006-08/08/content_7060220.htm)  
920 [08/08/content\\_7060220.htm](http://www.china.com.cn/law/flfg/txt/2006-08/08/content_7060220.htm) (accessed Nov 14 2015).
- 921 84. World Health Organization. The World Health Report 2000: health systems:  
922 improving performance. Geneva, Switzerland: World Health Organization; 2000.
- 923 85. Bo JW. Yanfeng Ge: Reflection on the Healthcare Reform in China. June 6 2005.  
924 <http://www.china.com.cn/chinese/OP-c/882094.htm> (accessed Dec 10 2015).
- 925 86. Yang G, Kong L, Zhao W, et al. Emergence of chronic non-communicable  
926 diseases in China. *Lancet* 2008; **372**(9650): 1697-705.
- 927 87. Gong P, Liang S, Carlton EJ, et al. Urbanisation and health in China. *Lancet* 2012;  
928 **379**(9818): 843-52.
- 929 88. CPC Central Committee, State Council. The Plan for "Health China 2030". 2016.  
930 [http://www.gov.cn/xinwen/2016-10/25/content\\_5124174.htm](http://www.gov.cn/xinwen/2016-10/25/content_5124174.htm) (accessed May 17  
931 2017).

932

933

## 934 Panels

### 935 Panel 1. Key messages

1. In China, there is evidence of widespread gaps in the quality of primary health care, which leads to suboptimal population health and significant economic impact.
2. The shortfalls of primary health care system include: lack of training and educational opportunities for the practitioners; the fee-for-service model that incentivizes unnecessary testing and treatments; lack of integration between clinical care and public health service, as well as between health care sectors; insufficient continuity of care throughout the entire health care system.
- ~~3. The primary health care system should increasingly be configured to be a learning platform for knowledge generation and utilization, which is built on digital data and innovative technologies, particularly for staff training, decision support, and quality control.~~
- 4.3. In addition to general practitioner education, China could consider tailoring continuing training for the current primary health care workforce, in which online platform could cover a vast number of professionals and facilitate adaptive programs based on individual abilities.
- 5.4. At primary health care level, clinical care and public health services need to be integrated, with respect to provider payment, guideline recommendations, and performance assessment, to bring synergy in disease and health management.
- 6.5. ~~The government could encourage eC~~oordination between primary care and hospital care can be incentivized through ~~the~~ population-based capitation payment system ~~method, insurance policy, and an~~ IT platform, to match the capabilities of different institutions with the comprehensive needs of the population.
6. China needs performance measurement and accountability in its primary health care system, ~~in which hypertension management could be considered a prime candidate~~

with comprehensive indicators, reliable data, and in-depth analysis, as well as financial and non-financial incentive mechanisms.

7. The primary health care system should increasingly be configured to be a learning platform for knowledge generation and utilization, which is built on digital data and innovative technologies, particularly for staff training, decision support, and quality control.

936

937

938



939 **Panel 2. European Primary Care Monitoring System: dimensions and features of**  
 940 **primary care**

The European Primary Care Monitoring System was established to assess the primary care comprehensively in 31 European countries. An assessment framework was developed to create a model for holistic analyses of primary care, with relevance, precision, flexibility, and discriminating power. A panel of primary care experts conducted a systematic review of the primary care literature published between 2003 and July 2008, to generate an overview of: 1) the dimensions of primary care; 2) essential features per dimension; 3) applied indicators to measure the features. The resulting framework describes the key dimensions of primary care systems at three levels: structure, process, and outcome level (elaborated in the table below), which was inspired by Donabedian's health system analysis approach.<sup>10</sup>

**Primary care dimensions and features**

<b>Level</b>	<b>Dimension</b>	<b>Feature</b>
Structure	Governance of the primary care system	1. Health (care) goals; 2. Policy on equity in access; 3. (De)centralization of primary care management and service development; 4. Quality management infrastructure; 5. Appropriate technology in primary care; 6. Patient advocacy; 7. Ownership of primary care practices; 8. Integration of primary care in the health care system.
	Economic conditions of the primary care system	1. Health care expenditure; 2. Primary care expenditures; 3. Health care funding system; 4. Employment status of primary care workforce; 5. Remuneration system of primary care workforces; 6. Income of primary care workforce.
	Primary care workforce development	1. Profile of primary care workforce; 2. Recognition and responsibilities of primary care disciplines; 3. Education and retention; 4. Professional associations; 5. Academic status of primary care disciplines; 6. Future development of primary care workforce.

Process	Access to primary care services	1. Availability of primary care services; 2. Geographic access of primary care services; 3. Accommodation of accessibility (incl. physical access); 4. Affordability of primary care services; 5. Acceptability of primary care; 6. Utilisation of primary care services; 7. Equality in access.
	Continuity of care	1. Longitudinal continuity of care; 2. Informational continuity of care; 3. Relational continuity of care; 4. Management continuity of care.
	Coordination of care	1. Gatekeeping system; 2. Primary care practice and team structure; 3. Skill-mix in primary care; 4. Integration of primary care-secondary care; 5. Integration of primary care and public health.
	Comprehensiveness of primary care	1. Medical equipment available; 2. First contact for common health problems; 3. Treatment and follow-up of diseases; 4. Medical technical procedures and preventive care; 5. Mother/child/reproductive health care; 6. Health promotion.
Outcomes	Quality of primary care	1. Prescribing behaviour of primary care providers; 2. Quality of diagnosis and treatment in primary care; 3. Quality of chronic disease management; 4. Quality of mental health care; 5. Quality of maternal and child health care; 6. Quality of health promotion; 7. Quality of preventive care; 8. Effectiveness; 9. Practice safety.
	Efficiency of primary care	1. Allocative and productive efficiency; 2. Technical efficiency; 3. Efficiency in performance of primary care workforce.
	Equity in health	1. Equity in health.

941  
942

**Panel 3. Literature search strategy**

To summarise the findings of studies on China's primary health care system, we searched the PubMed/Medline and CNKI (China National Knowledge Infrastructure) database in October 2019 (appendix C), to identify relevant studies on seven domains of primary health care (structural, human resources, electronic health record system, financial, insurance, medications, and quality of care) in China. In the PubMed/Medline, we used MeSH and free text terms in conjunction to increase sensitivity to potentially appropriate literature. The MeSH terms include "primary health care", "General Practice", "General Practitioners", "Physicians, Family ", "Community Health Services", "Delivery of Health Care", and terms for each specific domain. Search terms and all their possible synonyms and spellings were identified and used in the search strategy. In the database of CNKI, we used similar strategy to include literature published in Chinese journals.

945 **Panel 34. Hypertension control in primary health care, as well as the lifetime health and**  
946 **cost consequences in China**

There are more than 270 million patients with hypertension in China.<sup>74</sup> However, in population based studies of hypertension using large samples done after the launch of the programme, nationwide or in specific regions of China,<sup>25,30,31,75-79</sup> increased prevalence, low awareness, low treatment, and poor control of hypertension were found (appendix F), as well as wide variation in the results because of differences in the methodologies (e.g., differences in sampling and age groups included) among studies. Based on two reported national representative surveys, approximately one in four adults had hypertension in the period 2012–25.<sup>30,31</sup> Awareness and treatment rates were unsatisfactory among patients with hypertension, which translated into poor control of blood pressure overall (9.7%<sup>25</sup> and 15.3%<sup>31</sup>).

Poor control of cardiovascular risk factors in the Chinese population could ultimately result in compromised health outcomes. Based on the findings in the largest study on hypertension management in China,<sup>25</sup> we used a state-transition simulation model to predict the lifetime health lost (appendix G).<sup>80</sup> Among 1.7 million Chinese adults aged 35–75 years, gaps in awareness of hypertension result in a total of an estimated 3 336 000 years of life lost and 3 829 000 quality-adjusted life years (QALYs) lost; the treatment gap results in an estimated 6 318 000 years of life lost and 7 251 000 QALYs lost; and the control gap results in an estimated 24 914 000 years of life lost and 28 657 000 QALYs lost.

The suboptimal risk control and lost opportunities to prevent or mitigate disease at the primary care level in China has also had tremendous cost consequences. In the same state-transition simulation mode, the projected costs of antihypertensive drugs, cardiovascular disease event and management, and productivity were predicted from the gaps in hypertension awareness, treatment, and control. It would cost ¥125 million (discounted at 3% per year) per year to fill the awareness gaps, but reaching that scenario would save

¥486 million annually in event costs averted (including both acute and chronic care costs); it would further prevent a discounted productivity loss of ¥2691 million and monetised QALY losses of ¥2609 million per year. Overall, the economic losses due to the gaps in hypertension awareness, treatment, and control would be ¥5661 million, ¥10 722 million, and ¥35 331 million per year.

**Categories of economic impact due to gaps in hypertension awareness, treatment, and control (per year, in millions of 2015 yuan)**

	Awareness gap	Treatment gap	Control gap
Decreased antihypertensive drug cost	151	286	1 029
Decreased antihypertensive drug cost (discounted)	125	237	854
Increased cardiovascular disease event cost	548	1 039	3 085
Increased cardiovascular disease event cost (discounted)	486	920	2 725
Productivity loss	3 064	5 802	18 230
Productivity loss (discounted)	2 691	5 097	15 938
Monetized discounted quality-adjusted life years lost	2 609	4 942	17 521
Total economic loss	5 661	10 722	35 331

947

948

949

950 **Panel 4. A clinical trial on learning decision support tools in primary health care**

951 **institutions**

The LIGHT (Learning Implementation of Guideline-based decision support system for Hypertension Treatment) trial, sponsored by the China National Center for Cardiovascular Diseases, presents an example of an innovative solution to the insufficient amount of evidence in hypertensive management in primary care practice.

The main trial is primarily designed to evaluate the efficacy of a decision support system compared with the usual care for appropriate control of hypertension in a cluster randomized trial at institution level. The duration of the main trial will be 12 months after site randomization.

Among the sites using the decision support system (i.e. the intervention group), there is an embedded randomized trial, at patient level, to assess the efficacy of different drug regimens for the control of blood pressure. Within the decision support system in this trial, an algorithm not only provided recommendations on evidence-based medication, but also randomly allocated patients with hypertension to different treatment protocols that are equally recommended by up-to-date guidelines to compare their real-world effectiveness. Specifically, eligible participants will be randomized to receive one of the protocols initiated with following monotherapies: angiotensin-converting enzyme inhibitor or angiotensin receptor blocker (A), calcium channel blocker (C), or diuretic (D), or the protocols initiated with two-drug combination therapy AC, AD, or CD. B will be added for the individuals with heart rate  $>80$  beats/min. The enrolled patients for this trial will be followed up for 9 months for outcome measurement.

Treatment algorithms could improve by learning from the results of such comparisons. Similarly, one can also compare generic versions of the same medication from different manufacturers. Such information could inform medication procurement by the government and prescribing by primary health care providers.

952

**Panel 5. How has Shenzhen been reforming its primary health care system?**

Shenzhen, a megacity in Southern China, is globally known for its rapid economic development and technological innovation. The average life expectancy for its 13 million permanent residents is 81 years, similar to that of the United Kingdom. There are 686 community health centres in Shenzhen, which provided 27.5 million clinical visits (about 30% in total) in 2017. Since 2016, the municipal government of Shenzhen has implemented a series of policies to strengthen its primary health care system by establishing primary care groups, which are networks of integrated management, shared responsibilities, and common interests.

**Integrated Management**

To set up tight Medical Alliances (医联体), the Shenzhen municipal government has established a primary care group, as independent legal entities in each district, to integrate distribution of medical resources, care delivery, and information utilization in primary health care institutions and hospitals. As the core of a primary care group, the tertiary general hospital has full autonomy in personnel and financial management of all the public community health centres within.

Health care professionals working in community health centres are employed by primary care groups and share the same salary standards and social insurance packages with their counterparts working in hospitals. Moreover, physicians in primary health care institutions have extra benefits compared with their counterparts in hospitals, including special subsidies from the government and more opportunities for technical post promotion.

Similar to physicians in tertiary and secondary hospitals, doctors in community health centres can prescribe any medication in the social medical insurance medication list issued by the government, including 48 antihypertensive drugs and 15 antidiabetic drugs.

Meanwhile, medication availability is ensured by the unified delivery system covering both community health centres and hospitals throughout the city.

Primary care groups use the unified electronic health record system to ensure that information is interoperable across institutions. In addition, three databases at the municipal level have been consolidated to inform health care management, including the electronic medical records across all levels of clinical care, digital health records with basic public health documents for every resident, and population records with vital registration and demographic information of the entire population.

#### Shared Responsibilities

The primary care groups are responsible for the full range of clinical care needs of local residents, whereas tertiary hospitals mainly provide emergency and inpatient care and community health centres handle common clinical visits and basic public health services. In order to quickly strengthen the diagnosis and treatment capabilities of community health centres, a new pattern of tests in community health centres, diagnosed by the group based on telemedicine services within the primary care group, has been introduced and validated. In addition, the prescriptions from each community health centre are centrally reviewed by the pharmacist team in the local secondary hospitals.

Each individual resident has a contracted family doctor team that consists of specialists from tertiary hospitals and primary health care physicians from community health centres who are collectively expected to provide comprehensive and continuing care. Thus, establishing networks of teams has been a central function of primary care groups and a focus of health policies. Other sections of the health care system, including public health agencies and nursing institutions, are also now participating in the routine work of teams.

Several policies have been implemented to tighten the connections between members of the primary care group in care delivery. Public hospitals have established specialty clinics in 432 (60%) local community health centres, which have significantly improved the



accessibility and quality of clinical care at the community level, with the price of services 20% lower than in tertiary hospitals and the health insurance reimbursement rates 30% higher. Also, patients referred from community health centres have priority in outpatient visits, clinical tests, and hospital admissions in the hospitals, which has greatly promoted coordination within primary care groups.

#### Common Interests

The government of Shenzhen has implemented a needs-based capitation approach in social health insurance reimbursement, accompanied with differentiate pricing policies, to incentivize primary care groups to save costs. Each patient's annual capitation paid the providers by the government is mainly determined by his/her total health insurance payment during the last year. If the actual reimbursement amount this year is smaller than the capitation, the surplus can be kept by the patient's contracted primary care group. As a result, in the primary care groups, hospitals and community health centres have been collaborating to develop and implement strategies that save cost through, for example, containing outpatient visits to the community health centres where the price of services is 20% lower than in hospitals, prioritizing risk control and disease prevention, or reducing unnecessary use of advanced facilities. Meanwhile, patients are also incentivized to go to community health centres, since their out-of-pocket payment there (about 10% of the total cost) could be substantially reduced compared with what they would pay at hospitals (about 30% of the total cost) due to higher insurance coverage and lower price of services.

In the wake of the zero drug mark-up policy, the municipal Health Commission intends to incentivize health care providers to actively meet the clinical needs of the population via a subsidy system for medical services. Hospitals and community health centres can receive a 30-yuan subsidy from the government for each outpatient visit, regardless of the actual charge during the visit. Thus, the mechanism encourages physicians to deliver more services, rather than to prescribe more testing or drugs. Since 2017, the subsidy for

community health centres has increased to 40 yuan per outpatient visit, so that the primary care groups are shifting their focus of outpatient care from hospitals to community health centres within.

955

956

957

958

959

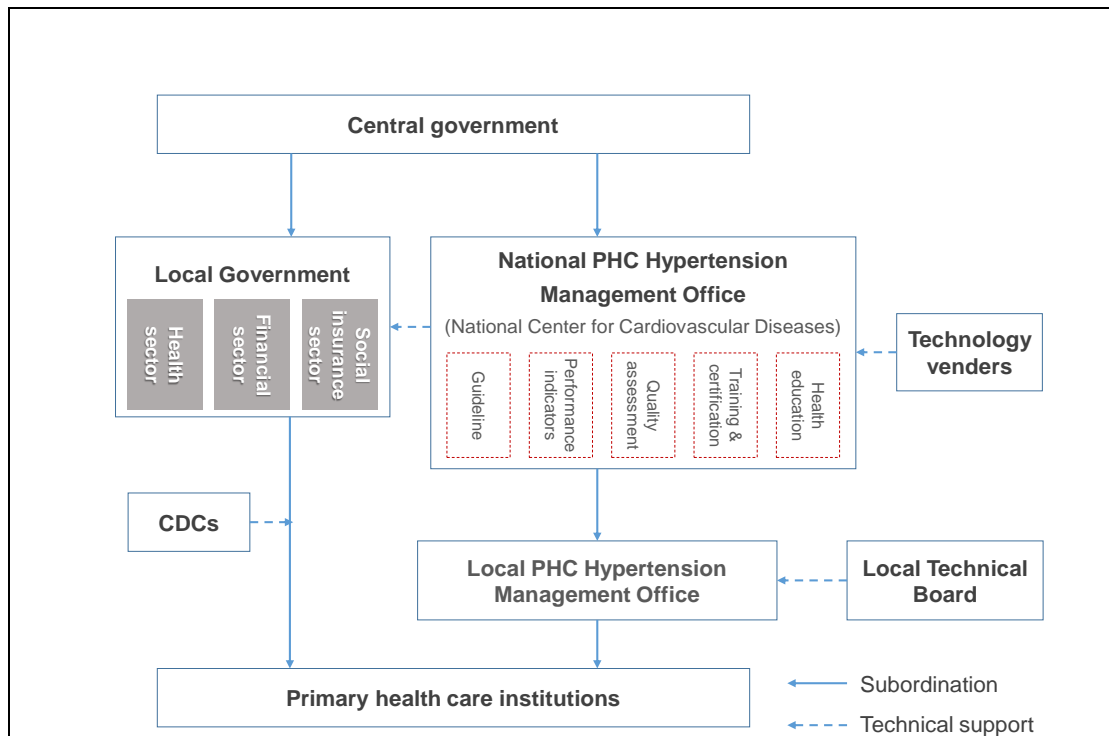
Panel 65. A national initiative on improving ~~hypertension management through~~ primary

960

health care – the National Primary Health Care Hypertension Management Office

~~In the health care reform of 2009, the National Basic Public Health Service Program was initiated, with hypertension management at primary health care institutions as one of the pillars under sponsorship from the government.<sup>86</sup> Nevertheless, barriers at the policy level (omission of quality measurement), organization level (lack of qualified staff, limited availability of antihypertensive drugs), physician level (irrational prescribing), and patient level (low health literacy) all contribute to low disease control across China.<sup>5,25,26</sup>~~

~~Therefore, as a national initiative, the National Health and Family Planning Commission (now the National Health Commission) authorized the National Center for Cardiovascular Diseases to establish t~~The National Primary Health Care Hypertension Management Office was established in March 2017 with the ~~.The main charge of the Office was~~ to develop strategies and practices ways to improve hypertension management nationwide and to serve as a model for other services in the program (see figure below).



### New model for primary health care hypertension management in China

*CDC: Center for Disease Control and Prevention*

In practice, the Office developed five key strategies ~~specifically for the primary health care system, initiating the implementation in Yunnan Province and then uniformly throughout China. These strategies are:~~ 1) a new clinical practice guideline; 2) a set of performance indicators; 3) a quality assessment system; 4) training and certification mechanisms; and 5) health education platforms.

#### Clinical practice guideline

With significant input from clinical and public health opinion leaders, WHO experts, policymakers, and representatives of primary care professionals, the guideline was developed with the premise that optimal primary health care must satisfy four key elements: it must be evidence-based, streamlined, practical, and affordable ~~(appendix)~~. To facilitate the application, a toolkit was released to provide a visual representation of the

clinical pathway. In addition to clinical recommendations, the guideline also states the regulatory requirements and assessment indicators for primary health care hypertension management teams.<sup>81</sup>

#### Performance indicators

Eight indicators for disease management were included: 1) evidence-based prescription rate; 2) blood pressure control rate; 3) standard follow-up rate; 4) incidence of cardiovascular events, such as stroke and myocardial infarction; 5) staff success rate in completing the training program; 6) availability of antihypertensive medications; 7) standard management rate; and 8) patients' compliance to hypertension treatment.

#### Quality assessment data collection system

Key information of hypertension diagnosis, treatment, and prognosis is entered in real time at the baseline and follow-up visits at primary health care institutions through a customized developed electronic data collection system ~~(appendix)~~. Periodical reports based on a predefined analysis plan are generated automatically and sent to various users including policymakers and institution managers.

#### Physician training and certification platform

A comprehensive free-of-charge platform (Yun-que, Xiong-ying, and Qun-yan) that provides both online and offline training sessions was established in Jan 2018. Within 1 year, more than 1.51 million physicians from 0.34 million primary health care institutions ~~nationwide located in all 31 provinces~~ registered for the Yun-que online training program, 0.78 million of whom were certified after successful completion. Through the use of health IT, personalized training modules are developed based on the evidence of strengths and weaknesses in practice. The Xiong-ying and Qun-yan programs have also held 27 offline training sessions, and trained more than 2000 individuals to assist practicing physicians.

### Health education platform

The Office developed a bank of health education messages using behavioural change techniques applicable to the Chinese cultural context and compatible with Chinese beliefs and values. Primary care professionals can receive messages periodically from the bank through an application on their computers or smart phones, and push the messages to the most relevant persons (e.g., smoking cessation counselling for smokers), using short messages, or via Instant Messenger and social networks.

961

962

## **Panel 6. How has Shenzhen been reforming its primary health care system?**

Shenzhen, a megacity in Southern China, is globally known for its rapid economic development and technological innovation. The average life expectancy for its 13 million permanent residents is 81 years, similar to that of the United Kingdom. There are 686 community health centres in Shenzhen, which provided 27.5 million clinical visits (about 30% in total) in 2017. Since 2016, the municipal government of Shenzhen has implemented a series of policies to strengthen its primary health care system by establishing primary care groups, which are networks of integrated management, shared responsibilities, and common interests.

### Integrated Management

To set up tight Medical Alliances (医联体), the Shenzhen municipal government has established a primary care group, as independent legal entities in each district, to integrate distribution of medical resources, care delivery, and information utilization in primary health care institutions and hospitals. As the core of a primary care group, the tertiary general hospital has full autonomy in personnel and financial management of all the public community health centres within.

Health care professionals working in community health centres are employed by primary care groups and share the same salary standards and social insurance packages with their counterparts working in hospitals. Moreover, physicians in primary health care institutions have extra benefits compared with their counterparts in hospitals, including special subsidies from the government and more opportunities for technical post promotion.

Similar to physicians in tertiary and secondary hospitals, doctors in community health centres can prescribe any medication in the social medical insurance medication list issued by the government, including 48 antihypertensive drugs and 15 antidiabetic drugs.

Meanwhile, medication availability is ensured by the unified delivery system covering both community health centres and hospitals throughout the city.

Primary care groups use the unified electronic health record system to ensure that information is interoperable across institutions. In addition, three databases at the municipal level have been consolidated to inform health care management, including the electronic medical records across all levels of clinical care, digital health records with basic public health documents for every resident, and population records with vital registration and demographic information of the entire population.

#### Shared Responsibilities

The primary care groups are responsible for the full range of clinical care needs of local residents, whereas tertiary hospitals mainly provide emergency and inpatient care and community health centres handle common clinical visits and basic public health services.

In order to quickly strengthen the diagnosis and treatment capabilities of community health centres, a new pattern of tests in community health centres, diagnosed by the group based on telemedicine services within the primary care group, has been introduced and validated. In addition, the prescriptions from each community health centre are centrally reviewed by the pharmacist team in the local secondary hospitals.

Each individual resident has a contracted family doctor team that consists of specialists from tertiary hospitals and primary health care physicians from community health centres who are collectively expected to provide comprehensive and continuing care. Thus, establishing networks of teams has been a central function of primary care groups and a focus of health policies. Other sections of the health care system, including public health agencies and nursing institutions, are also now participating in the routine work of teams.

Several policies have been implemented to tighten the connections between members of the primary care group in care delivery. Public hospitals have established specialty clinics in 432 (60%) local community health centres, which have significantly improved the accessibility and quality of clinical care at the community level, with the price of services 20% lower than in tertiary hospitals and the health insurance reimbursement rates 30%



higher. Also, patients referred from community health centres have priority in outpatient visits, clinical tests, and hospital admissions in the hospitals, which has greatly promoted coordination within primary care groups.

#### Common Interests

The government of Shenzhen has implemented a needs-based capitation approach in social health insurance reimbursement, accompanied with differentiate pricing policies, to incentivize primary care groups to save costs. Each patient's annual capitation paid the providers by the government is mainly determined by his/her total health insurance payment during the last year. If the actual reimbursement amount this year is smaller than the capitation, the surplus can be kept by the patient's contracted primary care group. As a result, in the primary care groups, hospitals and community health centres have been collaborating to develop and implement strategies that save cost through, for example, containing outpatient visits to the community health centres where the price of services is 20% lower than in hospitals, prioritizing risk control and disease prevention, or reducing unnecessary use of advanced facilities. Meanwhile, patients are also incentivized to go to community health centres, since their out-of-pocket payment there (about 10% of the total cost) could be substantially reduced compared with what they would pay at hospitals (about 30% of the total cost) due to higher insurance coverage and lower price of services.

In the wake of the zero drug mark-up policy, the municipal Health Commission intends to incentivize health care providers to actively meet the clinical needs of the population via a subsidy system for medical services. Hospitals and community health centres can receive a 30-yuan subsidy from the government for each outpatient visit, regardless of the actual charge during the visit. Thus, the mechanism encourages physicians to deliver more services, rather than to prescribe more testing or drugs. Since 2017, the subsidy for community health centres has increased to 40 yuan per outpatient visit, so that the primary

care groups are shifting their focus of outpatient care from hospitals to community health centres within.

964

965

966

967 **Panel 7. Integrated National Electronic Health Records: experiences on information**  
968 **technology for primary health care in Finland**

In Finland, each of the 5.3 million citizens has a Personal Health Record, which is integrated into a national repository known as the eArchive. These together provide a centralized location for patients, health care providers, pharmacies, and social workers to keep track of patient information, communicate with each another, and make informed clinical decisions. Each patient is listed under a primary health care institution that takes full responsibility for the patient's integrated care, and patients have control over which social workers and health care professionals have access to their information. All patients have secure access to their own records over the Internet using their bank account credentials, mobile identity verification, or an electronic identity card. Patients use the system to fill prescriptions and update their health information in their Personal Health Records with home measurements including blood pressure, peak expiratory flow, blood glucose, diet, and exercise. Electronic communication between professionals and patients is supported by symptom checkers and follow-up forms, secured messages, or real-time chat. The care is linked to decision-support tools (e.g., guidelines of the most frequent problems encountered in primary health care) and also artificial intelligence that can help practitioners implement guidelines (e.g., the system checks if a medication prescribed by the family physician is compatible with the renal function of the patient and if not, proposes alternatives). In cases of referral, the information in the Personal Health Record is accessible by the specialist providers.

969  
970

## Appendix

### A. Phases of development of primary health care in China

Since the establishment of the People's Republic of China in 1949, its primary health care system has gone through three major phases.

#### From the 1950s to the 1970s

China received global recognition for its achievements in health improvement and health system development. Its success was particularly notable in the rural areas, where overall health status improved in a relatively short period despite extremely scarce resources. The three-tiered health care delivery system, so-called "barefoot doctors" at village clinics, and low-cost universal health insurance (cooperative medical scheme) were considered the three key elements of its success. The three-tiered health care delivery system in rural areas comprises the clearly defined and well-operated functions of three levels of health providers and organization at the village, township, and county level. In parallel, a similar health care delivery structure was developed in urban areas comprised of three levels of health organizations at the street (now called community), district, and municipal level. China's strategy of focusing on the provision of preventive care and basic curative care at an affordable cost (through insurance coverage and low-cost services) was considered a model of health system development, and the country was intensively involved in the development of the 1978 Alma-Ata Declaration. Core primary health care concepts and policies within the Declaration, including full governmental support, accountability for health, inter-sectorial cooperation on health, affordable health care, education, and a comprehensive development system, were derived from China's successful experiences. The context within which China developed its health system was similar to that of many low-income countries, which was a key factor in the acceptance of the Chinese primary health care model by other developing countries when designing their own health systems.

#### From the 1980s to the early 2000s

The Chinese primary health care system faced challenges as a result of the central government reducing its role in health care financing and insurance organization. Insurance coverage rates under the cooperative medical scheme decreased from 95% in 1976 to 5% in 1985.<sup>82</sup> After several failed attempts to raise funds for health care, the Ministry of Health began emphasizing the importance of self-reliance, and it pursued alternative funding through market-oriented reform.<sup>83</sup> The integrated three-tiered health care delivery system was dismantled as health providers at the village level became privatized, while township-level and county-level hospitals/health centres became self-financing. Preventive care was phased out in favour of the higher revenues provided by curative care. Moreover, hospitals grew in number and scope of services, attracting an increasing number of patients in this competition with the primary health care system.<sup>4,36</sup> Thus the prior advantage in health care efficiency of China, in comparison with other countries with similar levels of development, was gradually losing. Rural health centres, in particular, experienced enormous difficulty under the market-oriented reforms. As the primary health care institutions deteriorated and relied on revenue from user fees, the public health functions of these facilities greatly diminished. During this time, China was widely criticized by both national and international academic and health care organizations for its inability to extend primary health care coverage to all. In its 2000 annual report, WHO ranked China at the bottom fourth of its 191 member states in terms of equitable financial health protection.<sup>84</sup>

#### From the early 2000s to the present

A policy report commented that "China's health care reform since 1978 was in general a failure".<sup>85</sup> This report, combined with public complaints about health care, were the driving forces behind a new phase of system reform. The government began to re-establish the rural health insurance system in 2003 and the urban resident health insurance system in 2007. A more comprehensive reform agenda, developed by a number of line ministries with technical support from academic institutions, was implemented in 2009. Since then, strong primary health care has been a key strategy of health care reform in addition to universal health insurance coverage, a National Essential Medicines System, and basic public health services. The government increased its subsidies to primary health care institutions from 19 billion RMB in 2008 to 197 billion RMB in 2018.<sup>3,4</sup> Acknowledging the increasing pressure exerted by an aging population, behavioural changes,<sup>86</sup> and rapid urbanization,<sup>87</sup> the Healthy China

2030 plan issued in 2016 envisions the primary health care system as a means of addressing the emerging dual burden of chronic NCDs and increasing health expenditures.<sup>88</sup>

## **B. Institutions providing primary health care in China**

In 2015, the Chinese State Council issued the Plan for the Health Care Delivery System (2015–2020), in which various health care organisations and their functions were defined.<sup>51</sup> The primary health care system in China is divided into urban and rural components, each with a two-tier structure. Most of the institutions in this system are publicly owned (ie, the institutions are owned by all or a specific group of Chinese citizens).<sup>4,36</sup> In 2018, urban components included approximately 9300 community health centres and, one level below them, 25 600 community health stations. Rural components included approximately 36 400 township health centres and, one level below them, 622 000 village clinics.<sup>4</sup>

In addition to the four types of care institutions above, there are about 228 000 community clinics (96% privately owned), 21 600 clinics belonging to individual organisations such as schools and companies (34% privately owned),<sup>36</sup> and many community pharmacies (most privately owned). The community clinics mainly provide medical care in specific fields such as dental disorders or traditional Chinese medicine (TCM). The clinics belonging to organisations provide health care services only to employees or students of the organisation. These clinics and pharmacies are important parts of clinical care delivery, as they supplement the primary health care system. Moreover, a growing number of private health management companies scattered in large cities are providing medical examination, disease screening, and outpatient services too.

## A.C. Method of literature searching

We searched the PubMed/Medline (~~1966-2017~~) and CNKI (China National Knowledge Infrastructure) database in ~~July-October 2019~~2016, to identify relevant studies on seven domains of primary health care (structural, human resources, electronic health record system, financial, insurance, medications, and quality of care) in China. ~~In the PubMed/Medline (1966-2017), we used MeSH and free text terms in conjunction to increase sensitivity to potentially appropriate literature. The MeSH terms include "primary health care", "General Practice", "General Practitioners", "Physicians, Family", "Community Health Services", "Delivery of Health Care", and terms for each specific domain.~~ Search terms and all their possible synonyms and spellings were identified and used in the search strategy (Table A-1). In the database of CNKI, we used similar strategy to include literature published in Chinese journals (Table A-1).

**Table A-1 English literature from PubMed/Medline**

Search topic	Query	Items found
EHR system	Search (China[Title/Abstract] OR Chinese[Title/Abstract]) AND ("primary health care"[Mesh] OR "General Practice"[Mesh] OR "General Practitioners"[Mesh] OR "Physicians, Family "[Mesh] OR "Community Health Services"[Mesh] OR "Delivery of Health Care"[Mesh] OR "township hospital"[Title/Abstract] OR "township health centre"[Title/Abstract] OR "township health centre"[Title/Abstract] OR "community health station"[Title/Abstract] OR "village clinic"[Title/Abstract] OR "community health centre"[Title/Abstract] OR "community health centre"[Title/Abstract]) AND ("Electronic Health Records"[Mesh] OR "Hospital Information Systems"[Mesh] OR "information technology"[Title/Abstract]) AND ((eng[Language]) OR chi[Language]) NOT "Autobiography"[ptyp] NOT "Bibliography"[ptyp] NOT "Biography"[ptyp] NOT "Consensus Development Conference"[ptyp] NOT "Consensus Development Conference, NIH"[ptyp] NOT "Corrected and Republished Article"[ptyp] NOT "Dataset"[ptyp] NOT "Dictionary"[ptyp] NOT "Directory"[ptyp] NOT "Duplicate Publication"[ptyp] NOT "Electronic Supplementary Materials"[ptyp] NOT "Festschrift"[ptyp] NOT "Interactive Tutorial"[ptyp] NOT "Legal Cases"[ptyp] NOT "Letter"[ptyp] NOT "News"[ptyp] NOT "Patient Education Handout"[ptyp] NOT "Periodical Index"[ptyp] NOT "Personal Narratives"[ptyp] NOT "Portraits"[ptyp] NOT "Published Erratum"[ptyp] NOT "Retracted Publication"[ptyp] NOT "Retraction of Publication"[ptyp] NOT "Twin Study"[ptyp] NOT "Video-Audio Media"[ptyp] NOT "Webcasts"[ptyp]	<a href="#">2658</a>
Medications	Search (China[Title/Abstract] OR Chinese[Title/Abstract]) AND ("primary health care"[Mesh] OR "General Practice"[Mesh] OR "General Practitioners"[Mesh] OR "Physicians, Family"[Mesh] OR "Community Health Services"[Mesh] OR "Delivery of Health Care"[Mesh] OR "township hospital"[Title/Abstract] OR "township health centre"[Title/Abstract] OR "township health centre"[Title/Abstract] OR "community health station"[Title/Abstract] OR "village clinic"[Title/Abstract] OR "community health centre"[Title/Abstract] OR "community health centre"[Title/Abstract]) AND ("Drugs, Essential"[Mesh] OR "Medication Systems"[Mesh] OR "Medicine, Chinese Traditional"[Mesh]) AND ((eng[Language]) OR chi[Language]) NOT "Autobiography"[ptyp] NOT "Bibliography"[ptyp] NOT "Biography"[ptyp] NOT "Consensus Development Conference"[ptyp] NOT "Consensus Development Conference, NIH"[ptyp] NOT "Corrected and Republished Article"[ptyp] NOT "Dataset"[ptyp] NOT "Dictionary"[ptyp] NOT "Directory"[ptyp] NOT "Duplicate Publication"[ptyp] NOT "Electronic Supplementary Materials"[ptyp] NOT "Festschrift"[ptyp] NOT "Interactive Tutorial"[ptyp] NOT "Legal Cases"[ptyp] NOT "Letter"[ptyp] NOT "News"[ptyp] NOT "Patient Education Handout"[ptyp] NOT "Periodical Index"[ptyp] NOT "Personal Narratives"[ptyp] NOT "Portraits"[ptyp] NOT "Published Erratum"[ptyp] NOT "Retracted Publication"[ptyp] NOT "Retraction of Publication"[ptyp] NOT "Twin Study"[ptyp] NOT "Video-Audio Media"[ptyp] NOT "Webcasts"[ptyp]	<a href="#">434534</a>
Quality	Search (China[Title/Abstract] OR Chinese[Title/Abstract]) AND ("primary health care"[Mesh] OR "General Practice"[Mesh] OR "General Practitioners"[Mesh] OR "Physicians, Family "[Mesh] OR "Community Health Services"[Mesh] OR "Delivery of Health Care"[Mesh] OR "township hospital"[Title/Abstract] OR "township	<a href="#">767510294</a>

Search topic	Query	Items found
	<p>health centre"[Title/Abstract] OR "township health centre"[Title/Abstract] OR "community health station"[Title/Abstract] OR "village clinic"[Title/Abstract] OR "community health centre"[Title/Abstract] OR "community health centre"[Title/Abstract] AND ("Health Services Accessibility"[Mesh] OR "Healthcare Disparities"[Mesh] OR "Practice Patterns, Physicians"[Mesh] OR "Practice Patterns, Nurses"[Mesh] OR "Professional-Patient Relations"[Mesh] OR "Health Services Research"[Mesh] OR "Quality of Health Care"[Mesh] OR "quality"[Title/Abstract] OR "performance"[Title/Abstract] OR behaviour [Title/Abstract] OR behaviors [Title/Abstract] OR behaviour [Title/Abstract] OR behaviours [Title/Abstract] OR "disparities"[Title/Abstract] OR "disparity"[Title/Abstract] OR "gap"[Title/Abstract] OR "gaps"[Title/Abstract] OR "measure"[Title/Abstract] OR "measurements"[Title/Abstract] OR "adherence"[Title/Abstract] OR Inequity[Title/Abstract] OR equity[Title/Abstract] OR inefficiency[Title/Abstract] OR efficiency[Title/Abstract] OR efficient[Title/Abstract] AND ((eng[Language] OR chi[Language]) NOT "Autobiography"[ptyp] NOT "Bibliography"[ptyp] NOT "Biography"[ptyp] NOT "Consensus Development Conference"[ptyp] NOT "Consensus Development Conference, NIH"[ptyp] NOT "Corrected and Republished Article"[ptyp] NOT "Dataset"[ptyp] NOT "Dictionary"[ptyp] NOT "Directory"[ptyp] NOT "Duplicate Publication"[ptyp] NOT "Electronic Supplementary Materials"[ptyp] NOT "Festschrift"[ptyp] NOT "Interactive Tutorial"[ptyp] NOT "Legal Cases"[ptyp] NOT "Letter"[ptyp] NOT "News"[ptyp] NOT "Patient Education Handout"[ptyp] NOT "Periodical Index"[ptyp] NOT "Personal Narratives"[ptyp] NOT "Portraits"[ptyp] NOT "Published Erratum"[ptyp] NOT "Retracted Publication"[ptyp] NOT "Retraction of Publication"[ptyp] NOT "Twin Study"[ptyp] NOT "Video-Audio Media"[ptyp] NOT "Webcasts"[ptyp])</p>	
Human resources	<p>Search (China[Title/Abstract] OR Chinese[Title/Abstract]) AND ("primary health care"[Mesh] OR "General Practice"[Mesh] OR "General Practitioners"[Mesh] OR "Physicians, Family "[Mesh] OR "Community Health Services"[Mesh] OR "Delivery of Health Care"[Mesh] OR "township hospital"[Title/Abstract] OR "township health centre"[Title/Abstract] OR "township health centre"[Title/Abstract] OR "community health station"[Title/Abstract] OR "village clinic"[Title/Abstract] OR "community health centre"[Title/Abstract] OR "community health centre"[Title/Abstract] AND ("manpower"[Mesh] OR "Education, Public Health Professional"[Mesh] OR "Education, Professional"[Mesh] OR "Education, Medical, Continuing"[Mesh] OR "Professionalism"[Mesh] OR "Career Choice"[Mesh] OR "Career Mobility"[Mesh] OR "human resources"[Title/Abstract] OR "retention"[Title/Abstract] OR "incentives"[Title/Abstract] OR "salary"[Title/Abstract] OR "professional medical master"[Title/Abstract] OR Motivation[Mesh] OR "Salaries and Fringe Benefits"[Mesh] OR "Staff Development"[Mesh] OR "Inservice Training"[Mesh] OR "Training Support"[Mesh] OR "Physician Incentive Plans"[Mesh] OR "Employee Incentive Plans"[Mesh] OR "Personnel Management"[Mesh] OR "Health Resources"[Mesh] OR incentive[Title/Abstract] OR motivation[Title/Abstract] OR motivations[Title/Abstract] OR motivating[Title/Abstract] OR salaries[Title/Abstract] OR income[Title/Abstract] OR wage[Title/Abstract] OR wages[Title/Abstract] OR "financial reward"[Title/Abstract] OR "financial rewards"[Title/Abstract] OR "fringe benefit"[Title/Abstract] OR "fringe benefits"[Title/Abstract] OR train[Title/Abstract] OR training[Title/Abstract] OR trainings[Title/Abstract] OR scholarship[Title/Abstract] OR scholarships[Title/Abstract] OR education[Title/Abstract] OR educational[Title/Abstract] OR "career development"[Title/Abstract] OR "development opportunity"[Title/Abstract] OR "development opportunities"[Title/Abstract] OR "resource availability"[Title/Abstract] OR "resources availability"[Title/Abstract] OR "working condition"[Title/Abstract] OR "working conditions"[Title/Abstract] OR "work condition"[Title/Abstract] OR "work conditions"[Title/Abstract] OR "working environment"[Title/Abstract] OR "working environments"[Title/Abstract] OR "work environment"[Title/Abstract] OR "work environments"[Title/Abstract] OR "human resource management"[Title/Abstract] OR "human resources management"[Title/Abstract] OR "personnel management"[Title/Abstract] OR "Personnel Turnover"[Mesh] OR "Emigration and Immigration"[Mesh] OR Personnel Loyalty[Mesh] OR "Professional Practice Location"[Mesh] OR attraction[Title/Abstract] OR attracting[Title/Abstract] OR attract[Title/Abstract] OR attracted[Title/Abstract] OR attracts[Title/Abstract] OR retaining[Title/Abstract] OR retain[Title/Abstract] OR retained[Title/Abstract] OR retains[Title/Abstract] OR recruitment[Title/Abstract] OR recruiting[Title/Abstract] OR recruit[Title/Abstract] OR recruited[Title/Abstract] OR recruits[Title/Abstract] OR migration[Title/Abstract] OR migrate[Title/Abstract] OR migrating[Title/Abstract] OR migrated[Title/Abstract] OR migrates[Title/Abstract] OR immigration[Title/Abstract] OR immigrate[Title/Abstract] OR immigrating[Title/Abstract] OR immigrated[Title/Abstract] OR immigrates[Title/Abstract] OR emigration[Title/Abstract] OR emigrate[Title/Abstract] OR emigrating[Title/Abstract] OR emigrated[Title/Abstract] OR emigrates[Title/Abstract] OR mobility[Title/Abstract] OR turnover[Title/Abstract] OR "brain drain"[Title/Abstract]) AND ((eng[Language] OR chi[Language]) NOT "Autobiography"[ptyp] NOT "Bibliography"[ptyp] NOT "Biography"[ptyp] NOT "Consensus Development Conference"[ptyp] NOT "Consensus Development Conference, NIH"[ptyp] NOT "Corrected and Republished Article"[ptyp] NOT "Dataset"[ptyp] NOT "Dictionary"[ptyp] NOT "Directory"[ptyp] NOT "Duplicate Publication"[ptyp] NOT "Electronic Supplementary Materials"[ptyp] NOT "Festschrift"[ptyp] NOT "Interactive Tutorial"[ptyp] NOT "Legal Cases"[ptyp] NOT "Letter"[ptyp] NOT</p>	45576040



Search topic	Query	Items found
	<p>“News”[ptyp] NOT “Patient Education Handout”[ptyp] NOT “Periodical Index”[ptyp] NOT “Personal Narratives”[ptyp] NOT “Portraits”[ptyp] NOT “Published Erratum”[ptyp] NOT “Retracted Publication”[ptyp] NOT “Retraction of Publication”[ptyp] NOT “Twin Study”[ptyp] NOT “Video-Audio Media”[ptyp] NOT “Webcasts”[ptyp]</p>	
Insurance	<p>Search (China[Title/Abstract] OR Chinese[Title/Abstract]) AND (“primary health care”[Mesh] OR “General Practice”[Mesh] OR “General Practitioners”[Mesh] OR “Physicians, Family ”[Mesh] OR “Community Health Services”[Mesh] OR “Delivery of Health Care”[Mesh] OR “township hospital”[Title/Abstract] OR “township health centre”[Title/Abstract] OR “township health centre”[Title/Abstract] OR “community health station”[Title/Abstract] OR “village clinic”[Title/Abstract] OR “community health centre”[Title/Abstract] OR “community health centre”[Title/Abstract]) AND (“Insurance, Health”[Mesh] OR “out-of-pocket”[Title/Abstract] OR “New Rural Cooperative”[Title/Abstract] OR affordability[Title/Abstract] OR affordable[Title/Abstract] OR catastrophic[Title/Abstract] OR “urban resident basic medical insurance”[Title/Abstract] OR “cooperative medical scheme ”[Title/Abstract] OR “NCMS”[Title/Abstract] OR “financial protection”[Title/Abstract]) AND ((eng[Language]) OR chi[Language]) NOT “Autobiography”[ptyp] NOT “Bibliography”[ptyp] NOT “Biography”[ptyp] NOT “Consensus Development Conference”[ptyp] NOT “Consensus Development Conference, NIH”[ptyp] NOT “Corrected and Republished Article”[ptyp] NOT “Dataset”[ptyp] NOT “Dictionary”[ptyp] NOT “Directory”[ptyp] NOT “Duplicate Publication”[ptyp] NOT “Electronic Supplementary Materials”[ptyp] NOT “Festschrift”[ptyp] NOT “Interactive Tutorial”[ptyp] NOT “Legal Cases”[ptyp] NOT “Letter”[ptyp] NOT “News”[ptyp] NOT “Patient Education Handout”[ptyp] NOT “Periodical Index”[ptyp] NOT “Personal Narratives”[ptyp] NOT “Portraits”[ptyp] NOT “Published Erratum”[ptyp] NOT “Retracted Publication”[ptyp] NOT “Retraction of Publication”[ptyp] NOT “Twin Study”[ptyp] NOT “Video-Audio Media”[ptyp] NOT “Webcasts”[ptyp]</p>	<a href="#">422647</a>
Financial	<p>Search (China[Title/Abstract] OR Chinese[Title/Abstract]) AND (“primary health care”[Mesh] OR “General Practice”[Mesh] OR “General Practitioners”[Mesh] OR “Physicians, Family ”[Mesh] OR “Community Health Services”[Mesh] OR “Delivery of Health Care”[Mesh] OR “township hospital”[Title/Abstract] OR “township health centre”[Title/Abstract] OR “township health centre”[Title/Abstract] OR “community health station”[Title/Abstract] OR “village clinic”[Title/Abstract] OR “community health centre”[Title/Abstract] OR “community health centre”[Title/Abstract]) AND (“Healthcare Financing”[Mesh] OR “Remuneration”[Mesh] OR “Capital Financing”[Mesh] OR “Health Resources”[Mesh] OR “Resource Allocation”[Mesh] OR payment[Title/Abstract] OR subsidy[Title/Abstract] OR subsidies[Title/Abstract] OR budget[Title/Abstract] OR fund[Title/Abstract] OR resource[Title/Abstract] OR resources[Title/Abstract] OR resourcing[Title/Abstract]) AND ((eng[Language]) OR chi[Language]) NOT “Autobiography”[ptyp] NOT “Bibliography”[ptyp] NOT “Biography”[ptyp] NOT “Consensus Development Conference”[ptyp] NOT “Consensus Development Conference, NIH”[ptyp] NOT “Corrected and Republished Article”[ptyp] NOT “Dataset”[ptyp] NOT “Dictionary”[ptyp] NOT “Directory”[ptyp] NOT “Duplicate Publication”[ptyp] NOT “Electronic Supplementary Materials”[ptyp] NOT “Festschrift”[ptyp] NOT “Interactive Tutorial”[ptyp] NOT “Legal Cases”[ptyp] NOT “Letter”[ptyp] NOT “News”[ptyp] NOT “Patient Education Handout”[ptyp] NOT “Periodical Index”[ptyp] NOT “Personal Narratives”[ptyp] NOT “Portraits”[ptyp] NOT “Published Erratum”[ptyp] NOT “Retracted Publication”[ptyp] NOT “Retraction of Publication”[ptyp] NOT “Twin Study”[ptyp] NOT “Video-Audio Media”[ptyp] NOT “Webcasts”[ptyp]</p>	<a href="#">11101540</a>
Structural	<p>Search (China[Title/Abstract] OR Chinese[Title/Abstract]) AND (“primary health care”[Mesh] OR “General Practice”[Mesh] OR “General Practitioners”[Mesh] OR “Physicians, Family ”[Mesh] OR “Community Health Services”[Mesh] OR “Delivery of Health Care”[Mesh] OR “township hospital”[Title/Abstract] OR “township health centre”[Title/Abstract] OR “township health centre”[Title/Abstract] OR “township health centres”[Title/Abstract] OR “township health centres”[Title/Abstract] OR “community health station”[Title/Abstract] OR “village clinic”[Title/Abstract] OR “village clinics”[Title/Abstract] OR “community health centre”[Title/Abstract] OR “community health centre”[Title/Abstract] OR “community health centres”[Title/Abstract] OR “community health centres”[Title/Abstract]) AND (“Organization and Administration”[Mesh] OR “Health Policy”[Mesh] OR “Organizational Policy”[Mesh] OR “Referral and Consultation”[Mesh] OR “gatekeeping”[Mesh] OR gatekeeper[Title/Abstract] OR governance[Title/Abstract] OR reform[Title/Abstract] OR referral[Title/Abstract] OR “integrated health care”[Title/Abstract] OR “three tier health care system”[Title/Abstract]) AND ((eng[Language]) OR chi[Language]) NOT “Autobiography”[ptyp] NOT “Bibliography”[ptyp] NOT “Biography”[ptyp] NOT “Consensus Development Conference”[ptyp] NOT “Consensus Development Conference, NIH”[ptyp] NOT “Corrected and Republished Article”[ptyp] NOT “Dataset”[ptyp] NOT “Dictionary”[ptyp] NOT “Directory”[ptyp] NOT “Duplicate Publication”[ptyp] NOT “Electronic Supplementary</p>	<a href="#">24353276</a>

Search topic	Query	Items found
	Materials"[ptyp] NOT "Festschrift"[ptyp] NOT "Interactive Tutorial"[ptyp] NOT "Legal Cases"[ptyp] NOT "Letter"[ptyp] NOT "News"[ptyp] NOT "Patient Education Handout"[ptyp] NOT "Periodical Index"[ptyp] NOT "Personal Narratives"[ptyp] NOT "Portraits"[ptyp] NOT "Published Erratum"[ptyp] NOT "Retracted Publication"[ptyp] NOT "Retraction of Publication"[ptyp] NOT "Twin Study"[ptyp] NOT "Video-Audio Media"[ptyp] NOT "Webcasts"[ptyp]	

**Table A-2 Chinese literature from Chinese National Knowledge Infrastructure (CNKI)**

Search topic	Query	Items found
Structural	TI='基层卫生'+ '基层医疗'+ '初级卫生'+ '社区医疗'+ '社区卫生'+ '乡村医疗'+ '乡村卫生' AND TI='组织'+ '框架'+ '结构'+ '改革'+ '转诊'+ '协同'+ '配合'+ '分工'+ '分级诊疗'	Journal articles: <a href="#">415158</a> Doctoral thesis: 4 Master thesis: <a href="#">6241</a>
Financial	TI='基层卫生'+ '基层医疗'+ '初级卫生'+ '社区医疗'+ '社区卫生'+ '乡村医疗'+ '乡村卫生' AND TI='经费'+ '资金'+ '财政'+ '支出'+ '收入'+ '收支'+ '补偿'+ '拨款'+ '拨付'+ '药品零差'	Journal articles: <a href="#">13387</a> Doctoral thesis: 4 Master thesis: 19
Insurance	TI='基层卫生'+ '基层医疗'+ '初级卫生'+ '社区医疗'+ '社区卫生'+ '乡村医疗'+ '乡村卫生' AND TI='医保'+ '保险'+ '自付'+ '报销'+ '新农合'+ '新型农村合作医疗'+ '封顶'+ '起付'+ '拨款'+ '拨付'+ '药品零差'+ '救助'	Journal articles: <a href="#">6349</a> Doctoral thesis: 2 Master thesis: <a href="#">1516</a>
Human resources	TI='基层卫生'+ '基层医疗'+ '初级卫生'+ '社区医疗'+ '社区卫生'+ '乡村医疗'+ '乡村卫生' AND TI='人力资源'+ '人员流动'+ '薪酬'+ '激励'+ '职业发展'+ '职业规划'+ '培训'+ '技能'+ '人员能力'+ '教育'+ '轮转' AND HX=Y	Journal articles: <a href="#">129161</a> Doctoral thesis: 3 Master thesis: 59
Quality	TI='基层卫生'+ '基层医疗'+ '初级卫生'+ '社区医疗'+ '社区卫生'+ '乡村医疗'+ '乡村卫生' AND AB='医疗质量'+ '服务质量'+ '患者满意'+ '用药合理性'+ '合理用药'+ '医疗安全'+ '服务效率'+ '依从性'+ '循证'+ '同质'+ '医疗可及性'+ '服务可及性'	Journal articles: <a href="#">699190</a> Doctoral thesis: <a href="#">373</a> Master thesis: <a href="#">207304</a>
EHR system	TI='基层卫生'+ '基层医疗'+ '初级卫生'+ '社区医疗'+ '社区卫生'+ '乡村医疗'+ '乡村卫生' AND TI='信息系统'+ '电子病历'+ '信息技术'+ '数据'+ '健康档案'	Journal articles: <a href="#">8833</a> Doctoral thesis: 1 Master thesis: <a href="#">2113</a>

Search topic	Query	Items found
Medications	TI='基层卫生'+ '基层医疗'+ '初级卫生'+ '社区医疗'+ '社区卫生'+ '乡村医疗'+ '乡村卫生' AND TI='基本药物'+ '基药'+ '药品供应'+ '药品零差'+ '药品加成'+ '药品定价'+ '药政'+ '药品管理'	Journal articles: <a href="#">78153</a> Doctoral thesis: 2 Master thesis: <a href="#">3436</a>

|

### **B.D. Evolution of the National Basic Public Health Service Program**

<b>Year</b>	<b>2009</b>	<b>2010</b>	<b>2011</b>	<b>2012</b>	<b>2013</b>	<b>2014</b>	<b>2015</b>	<b>2016</b>	<b>2017</b>
Funding, Yuan per capita	15	15	25	25	30	35	40	45	50
Residents' health records	√	√	√	√	√	√	√	√	√
Health education	√	√	√	√	√	√	√	√	√
Child health management	√	√	√	√	√	√	√	√	√
Maternal health care	√	√	√	√	√	√	√	√	√
Elderly health management	√	√	√	√	√	√	√	√	√
Vaccination	√	√	√	√	√	√	√	√	√
Reporting of infectious diseases and public health emergencies	√	√	√	√	√	√	√	√	√
Health management for hypertension	√	√	√	√	√	√	√	√	√
Health management for type-2 diabetes	√	√	√	√	√	√	√	√	√
Health management for psychosis	√	√	√	√	√	√	√	√	√
Health supervision	–	–	√	√	√	√	√	√	√
Traditional Chinese medicine health management	–	–	–	–	√	√	√	√	√
Health management for tuberculosis	–	–	–	–	–	–	√	√	√
Contraceptive device	–	–	–	–	–	–	–	–	√
Health promotion	–	–	–	–	–	–	–	–	√

|

|



## E. The scope of the clinical care provided in primary health care institutions in

### China

Clinical conditions	Community health center	Community health station	Township health center	Village clinics
Cold	14.5%	19.1%	13.6%	19.5%
Hypertension	11.0%	11.5%	7.9%	9.8%
Diabetes mellitus	9.6%	9.0%	4.6%	4.6%
Chronic bronchitis	8.7%	8.6%	8.5%	10.5%
Acute bronchitis	8.1%	8.6%	9.0%	10.7%
Gastritis	6.5%	8.4%	7.5%	10.3%
Diarrhea	4.5%	6.7%	5.3%	11.7%
Urinary tract infection	4.1%	3.1%	4.5%	2.9%
Osteoarthritis	3.0%	2.3%	2.4%	0.5%
Low back pain	2.8%	1.5%	2.5%	0.8%
Psoatic strain	2.7%	2.3%	2.6%	0.8%
Peptic ulcer	2.1%	2.0%	2.9%	1.7%
General trauma	2.0%	1.3%	3.1%	1.1%
Sciatica	2.0%	0.6%	1.8%	0.3%
Child dyspepsia	2.0%	4.4%	3.2%	7.0%
Pelvic inflammatory disease	1.9%	0.4%	2.7%	0.6%
Vaginitis	1.8%	0.4%	2.7%	0.5%
Dysmenorrhoea	1.7%	1.2%	2.3%	0.5%
Cholecystitis	1.6%	1.4%	2.6%	1.6%
Toothache	1.5%	3.6%	1.3%	2.7%
Menopausal syndrome	1.4%	0.2%	1.4%	0.1%
Cholelithiasis	1.0%	0.5%	1.6%	0.4%
Idiopathic headache	0.8%	0.6%	0.6%	0.2%
Haemorrhoids	0.7%	0.5%	1.1%	0.4%
Asthma	0.6%	0.1%	0.6%	0.2%
Chronic dermatitis	0.5%	0.3%	0.2%	0.1%
Tympanitis	0.5%	0.4%	0.7%	0.2%
Conjunctivitis	0.5%	0.3%	0.6%	0.1%
Purulent skin infection	0.4%	0.1%	0.5%	0.0%
Sinusitis	0.4%	0.5%	0.6%	0.3%
Convulsion in children	0.3%	0.0%	0.3%	0.0%



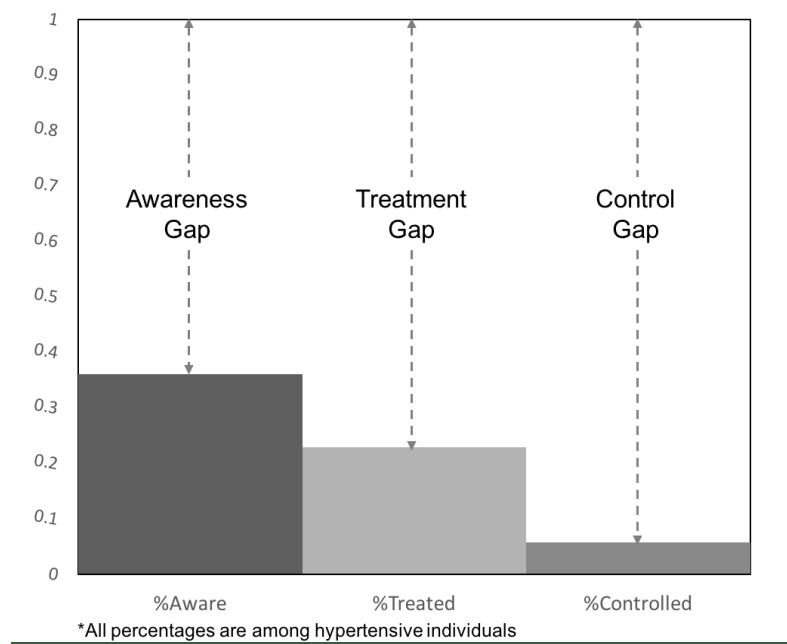
To understand the scope of the clinical care provided in primary health care institutions in China, we asked the 10,626 primary health care physicians and village doctors involved in our survey to identify the top five clinical conditions that they encounter in regular practice. In community health centres and community health stations, the most commonly identified conditions were common cold (14.5% and 19.1%, respectively), followed by hypertension (11.0% and 11.5%), diabetes (9.6% and 9.0%), chronic bronchitis (8.7% and 8.6%), and acute bronchitis (8.1% and 8.6%). Doctors at township health centres and village clinics identified common cold (13.6% and 19.5%, respectively), acute bronchitis (9.0% and 10.7%), and chronic bronchitis (8.5% and 10.5); however, they more often identified

gastritis (7.5% and 10.3%) and diarrhea (5.3% and 11.7%) than hypertension (7.9% and 9.8%) and diabetes (4.6% and 4.6%).

### **C.A. Lifetime health and cost consequences prediction based on a state transition simulation model**

We used a state transition simulation model to predict the lifetime health and cost consequences of cardiovascular disease (CVD) and hypertension in the 1.7 million individuals in the China Patient-centred Evaluative Assessment of Cardiac Events (China PEACE). Specific outcomes include life expectancy, Quality adjusted Life Years (QALYs), antihypertensive drug cost, CVD event cost, chronic CVD management cost, and productivity. The projected health and economic effects are rescaled and age- and gender- standardized to represent the entire Chinese population aged 35 to 75 years.

In the model, we simulated four scenarios for different proportions of hypertension awareness, treatment and control: 1) Current, 2) All-aware, 3) All-treated, and 4) All-controlled. The “all-aware” scenario assumes that all hypertensive individuals are diagnosed but the diagnosed individuals are only proportionally treated and controlled; the “all-treated” scenario assumes that all hypertensive individuals are treated but the treated individuals are only proportionally controlled (based on the treatment and control proportions in the current scenario); and the “all-controlled” scenario assumes that all hypertensive individuals are controlled. Therefore, the “awareness gap” is defined as the gap between the all-aware scenario and the current scenario; the “treatment gap” is defined as the gap between the all-treated scenario and the current scenario; and the “control gap” is defined as the gap between the all-controlled scenario and the current scenario (see the figure below).



### Appropriateness of prescriptions in primary health care institutions in China (Jan 2009 through Jul 2016)

Study	Design	Study period	Regions	Types of institutions	No. of sites	No. of prescriptions	Indicators	Major findings
Dong, et al. 2011 <sup>95</sup>	Observational	2005	10 provinces in the Western regions	Village clinics	680	20 125	Proportion of antibiotic prescriptions	48-43%
							Average number of drugs per prescription	2-36
							Proportion of injected drug	22-93%
Liu, et al. 2009 <sup>96</sup>	Observational	2007	26 provinces in the Eastern, Central and Western regions	Community health centres and community health stations	744	74 400	Average number of drugs per prescription	2-51
							Proportion of antibiotic prescriptions	43-58% (12-30% two or more antibiotics)
							Proportion of injected drug	35-11%
Li, 2015 <sup>97</sup>	Observational	2009-2013	1 province in the Eastern regions	Community health centres and community health stations	1 207	Unspecified	Proportion of injected drug	54-53% to 13-66%
							Proportion of two or more antibiotics	27-23% to 5-64%
Ding, 2010 <sup>98</sup>	Observational	2009	1 province in the Eastern regions	Community health centres	12	1 106	Proportion of injected drug	28-5%
							Proportion of antibiotic prescriptions	43-3% (18-4% two or more antibiotics)
Ying, et al. 2010 <sup>99</sup>	Observational	2007-2008	1 province in the Eastern regions	Community health centres, community health stations, township health centres, village clinics	97	7 737	Proportion of two or more antibiotics	17% to 26%
							Proportion of injected drug	35% to 51%
Zhao, et al. 2012 <sup>100</sup>	Observational	2009-2011	1 province in the Central regions	Primary health care centres	5	1 454	Proportion of injected drug	42-07% (pre-EDL) vs. 43-63% (post-EDL)
							Proportion of antibiotic prescriptions	54-55% (pre-EDL) vs. 65-65% (post-EDL) (12-47% vs. 22-43% two or more antibiotics)
							Average number of drugs per prescription	2-78 (pre-EDL) vs. 3-30% (post-EDL)

Study	Design	Study period	Regions	Types of institutions	No. of sites	No. of prescriptions	Indicators	Major findings
Jia. et al. 2015 <sup>101</sup>	Observational	2013	1 province in the Eastern regions	Community health centres	13	380	Average number of drugs per prescription	2.95 (pre-EDL) vs. 2.51 (post-EDL)
							Proportion of antibiotic prescriptions	28.9% (pre-EDL) vs. 41.0% (post-EDL)
							Proportion of injected drug	30.0% (pre-EDL) vs. 43.0% (post-EDL)
Qi. et al. 2012 <sup>102</sup>	Observational	2007	1 province in the Eastern regions	Township health centres	5	11 177	Proportion of injected drug	61.5%
							Average number of drugs per prescription	4.1
							Proportion of antibiotic prescriptions	35.1%
Song. et al. 2014 <sup>103</sup>	Observational	2010-2011	4 provinces in the Eastern and Central regions	Township health centres	146	28 651	Average number of drugs per prescription	3.64 to 3.46
							Proportion of antibiotic prescriptions	60.26% to 58.48%
							Proportion of injected drug	40.31%
Wang. et al. 2014 <sup>22</sup>	Observational	2009-2011	6 provinces in the Eastern or Central regions	Urban and rural primary health care centres	39	7 311	Average number of drugs per prescription	2.7
							Proportion of injected drug	64.30%
							Proportion of antibiotic prescriptions	52.90%
Xiao. et al. 2011 <sup>104</sup>	Observational	2007	2 provinces in the Eastern and Western regions	Community health centres and township health centres	20	22 356	Average number of drugs per prescription	3.1
							Proportion of two or more antibiotics	24.90%
Liu. et al. 2015 <sup>105</sup>	Interventional	2013	1 province in the Central regions	Primary health care institutions	10	336 655	Proportion of antibiotic prescriptions	65% to 60% (22% to 20% two or more antibiotics)
							Proportion of injected drug	60% to 55%
Yao. et al. 2015 <sup>106</sup>	Observational	2009-2010	1 province in the Central regions	Community health centres and township health centres	192	23 040	Average number of drugs per prescription	3.5 (pre-EDL) vs. 4.2 (post-EDL)
							Proportion of antibiotic prescriptions	62% (pre-EDL) vs. 67% (post-EDL)

Study	Design	Study period	Regions	Types of institutions	No. of sites	No. of prescriptions	Indicators	Major findings
							Proportion of injected drug	45% (pre-EDL) vs. 52% (post-EDL)
Gong, et al. 2016 <sup>107</sup>	Observational	2007-2011	35 cities in the Eastern, Central and Western regions	Community health centres and community health stations	802	376-700	Average number of drugs per prescription	2-3 (EDL) vs. 2-5 (non-EDL)
							Proportion of antibiotic prescriptions	38% (EDL) vs. 48% (non-EDL) (8% vs. 12% two or more antibiotics)
							Proportion of injected drug	31% (EDL) vs. 40% (non-EDL)
Yang, et al. 2013 <sup>108</sup>	Observational	2009-2011	1 province in the Central regions	Community health centres and township health centres	18	55-800	Average number of drugs per prescription	3-4 to 4-7, vs. 4-1 in cohort 1-3
							Proportion of antibiotic prescriptions	53% to 75%
							Proportion of injected drug	59% to 67%, vs. 67%, 66% and 59% in cohort 1-3
Yin, et al. 2015 <sup>109</sup>	Observational	2011	35 cities in the Eastern, Central and Western regions	Community health centres	422	42-200	Average number of drugs per prescription	2-24 (public) vs. 2-38 (private)
							Proportion of antibiotic prescriptions	30-1% (public) vs. 37-2 (private)
							Proportion of injected drug	30-5% (public) vs. 36-4 (private)
Yip, et al. 2014 <sup>19</sup>	Interventional	2009-2012	1 province in the Western regions	Township health centres and village clinics	294	1-155-134	Proportion of antibiotic prescriptions	44-2% (control group) vs. 37-6% (intervention group) in township health centres; 34-2% (control group) vs. 28-2% (intervention group) in village clinics
Xiao, et al. 2016 <sup>110</sup>	Observational	2009-2012	2 provinces in the Central regions	Township health centres	24	7-311	Proportion of antibiotic prescriptions	52-50% to 53-41%
Jiang, et al. 2012 <sup>111</sup>	Observational	2007	1 province in the Western regions	Township health centres	30	3-059	Proportion of antibiotic prescriptions	85-18% (24-98% two or more antibiotics)
	Observational	2013			20	Unspecified	Proportion of antibiotic prescriptions	62%

<b>Study</b>	<b>Design</b>	<b>Study period</b>	<b>Regions</b>	<b>Types of institutions</b>	<b>No. of sites</b>	<b>No. of prescriptions</b>	<b>Indicators</b>	<b>Major findings</b>
Zhang- et al. 2014 <sup>112</sup>			1 province in the Central regions	Township health centres			Proportion of injected drug	65%

## D.F. Prevalence, awareness, treatment, and control rates of hypertension from large-sample population studies after 2009

Study	Year of study	Population (years)	Sampling	Number of sites	Sample size	Prevalence (%)			Awareness (%)			Treatment (%)			Control (%)		
						Total	Rural	Urban	Total	Rural	Urban	Total	Rural	Urban	Total	Rural	Urban
Wang ZW, et al. 2018 <sup>31</sup>	2012 - 2015	≥18	Stratified multistage random sampling	262 (city level) from 31 provinces	451 755	23.2	23.1	23.4	46.9	44.7	50.9	40.7	38	45.8	15.3	13.1	19.4
Lu JP, et al. 2017 <sup>25</sup>	2014 - 2017	35-75	Convenience sampling	141 (county level) from 31 provinces	1 738 886	44.7	46.1	42.5	44.7	43.8	46.3	30.1	28.2	33.4	7.2	6.1	9.1
Li YC, et al. 2016 <sup>30</sup>	2013 - 2014	> 18	Stratified multistage random sampling	605 (county level) from 31 provinces	174 621	27.8	31.6	32.3	31.9	20.1	32.5	26.4	14.9	26.8	9.7	5.5	10.1
Yang L, et al. 2016 <sup>76</sup>	2013	≥15	Stratified multistage random sampling	10 (city level) from Zhejiang province	19 254	24.6	25.2	24.1	67.4	64.7	70.2	55.8	53.3	58.2	30.8	26.2	35.4
Fan L, et al. 2014 <sup>79</sup>	2012	15-74	Stratified multistage cluster sampling	30 (county level) from Henan province	18 772	26.6	NA	NA	46.0	NA	NA	35.7	NA	NA	10.4	NA	NA
Yin MH, et al. 2016 <sup>77</sup>	2011 - 2012	≥45	Four-stage stratified cluster sampling	150 (county level) from 28 provinces	13 583	41.7	NA	NA	57.9	NA	NA	46.4	NA	NA	23.4	NA	NA
Bi ZQ, et al. 2014 <sup>75</sup>	2011	18-69	Four-stage cluster sampling	20 (county level) from Shandong province	14 230	23.4	24.6	20.8	34.5	31.4	42.9	27.5	24.6	35.6	14.9	13.9	17.7

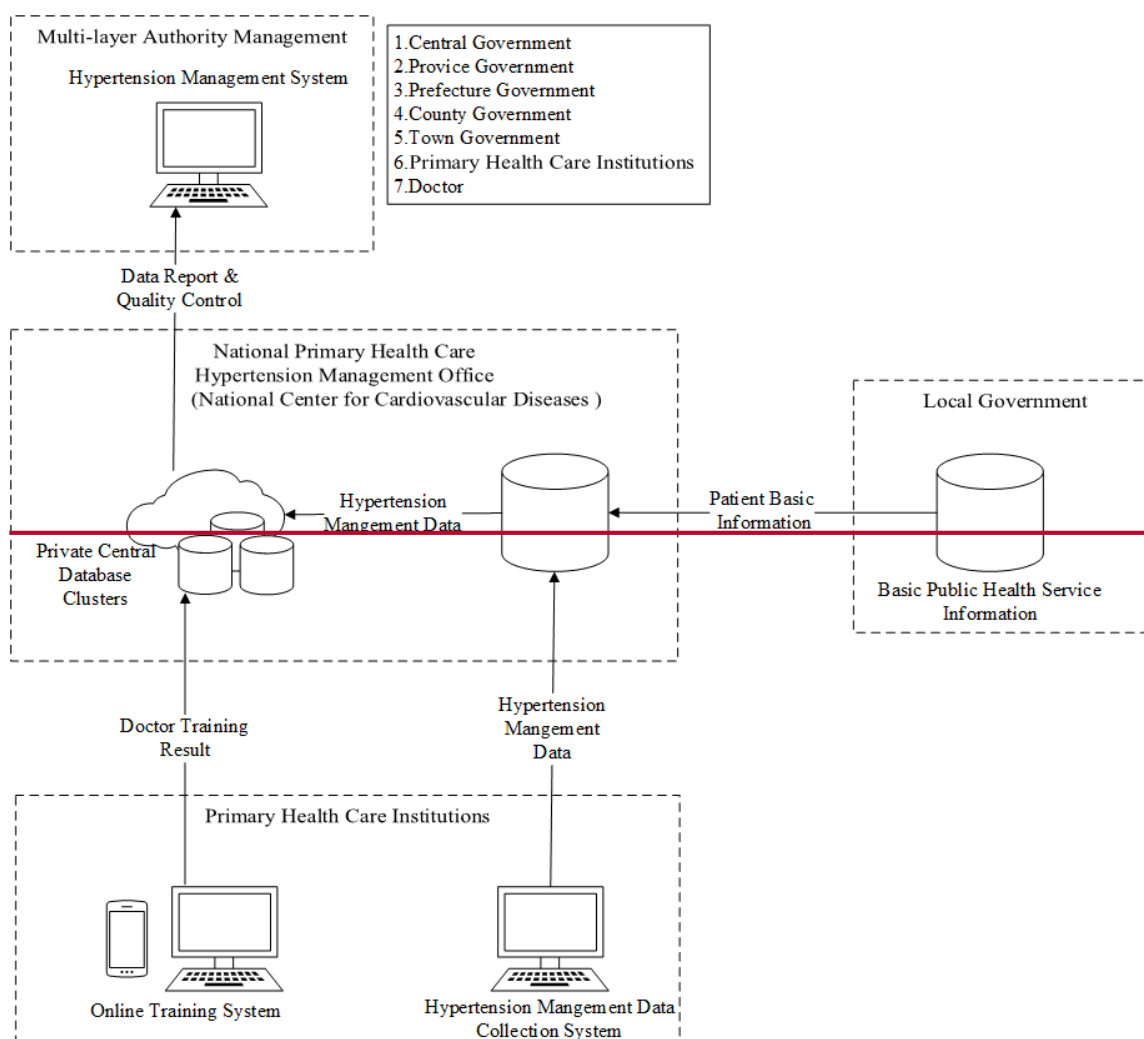
NA: not available.

## Information technology systems for primary health care hypertension management

### Data collected on hypertension management visit in primary health care institutions

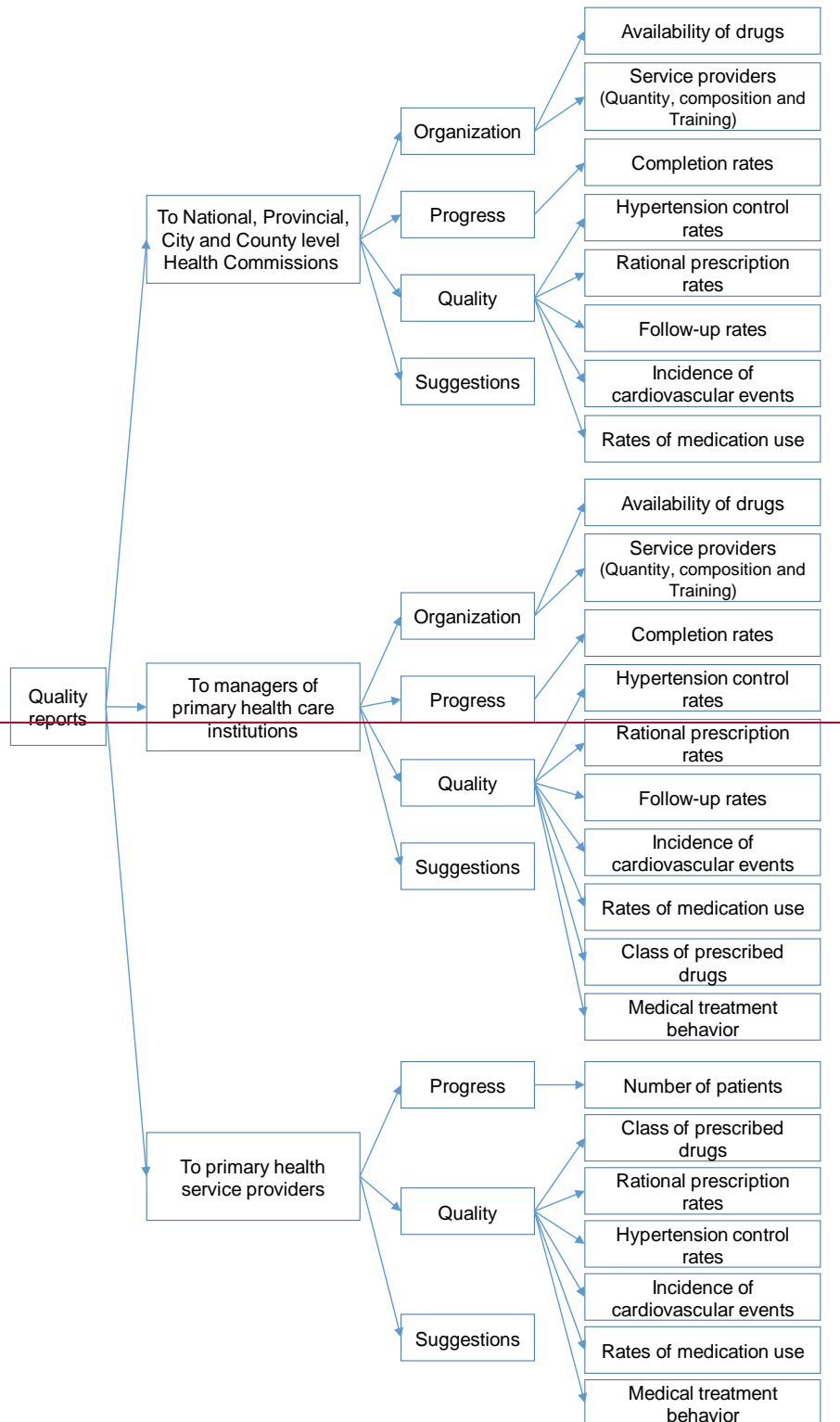
- (1) Past medical history (for the first visit only) / new diagnosed co-morbidities (from the follow-up visits: myocardial infarction, heart failure, stroke, diabetes, chronic kidney disease, etc.)
- (2) Physical examination: systolic blood pressure/ diastolic blood pressure, heart rate, height, weight and waist
- (3) Smoking: current smoker or not
- (4) Tests: (routine blood and urine test, serum potassium, serum creatinine, ECG etc.)
- (5) Current medications: antihypertensive drugs, antiplatelet drugs, lipid regulating drugs
- (6) Diagnosis: (hypertension, diabetes, coronary heart disease, etc.)
- (7) Lifestyle change intervention
- (8) Prescription: antihypertension drugs, antiplatelet drugs, lipid-regulating drugs

### System structure and data flow





**Periodical quality reports to authorities and primary health care providers**



# National Clinical Practice Guidelines on the Management of Hypertension in Primary Health Care (2017)

## Preparation of the Guidelines

### Purpose of Preparation

It is estimated that nearly 270 000 000 people in China are hypertensive. Serious complications of hypertension, including stroke, coronary heart disease, heart failure, and kidney disease, result in high rates of disability and mortality, significantly burdening patients' families and society. However, hypertension is preventable and controllable. Studies indicate that antihypertensive therapy can reduce the risk of stroke by 35–40%, the risk of myocardial infarction by 20–25% and the risk of heart failure by more than 50%. Therefore, prevention and control of hypertension are the core strategies for decreasing the prevalence of cardiovascular and cerebrovascular diseases in China.

Primary health care institutions (e.g., community health service centers, community health service stations, township health centers, and village clinics) are the main “battlefield” for hypertension management, and the management of hypertension at the primary care level directly influences the trends in cardiovascular and cerebrovascular diseases in China. Successful management of hypertensive patients as part of the National Essential Public Health Service Program is intended to increase the rate of blood pressure (BP) control, prevent or delay complications of hypertension, and ultimately lower mortality and improve quality of life. With the goal of satisfying the information needs of primary medical workers and effectively supporting hypertension management at the primary health care level, experts organized by the National Essential Public Health Service Program's Office for Management of Hypertension in Primary Health Care, established by the National Center for Cardiovascular Diseases under the entrustment of the Department of Primary Health Care of the National Health and Family Planning Commission, have prepared these Guidelines.

### Principles of Preparation

In preparing these Guidelines, feasibility, traceability, and measurability of management effects were key considerations. Simple and practical therapeutic regimens that can be mastered by primary medical workers are provided. Drug therapy recommendations are based on concrete medical evidence in order to gradually homogenize hypertension management at the primary health care and hospital levels.

### Scope of Preparation

These Guidelines are intended for medical workers in primary health care institutions. The targeted patient population includes hypertensive adult patients aged  $\geq 18$  years within the administrative region of each primary health care institution. The Guidelines focus on the basic requirements for the management of hypertension in primary health care, including the management flow, diagnostic procedures, therapeutic regimens, and long-term management requirements. To further support the diagnosis and appropriate treatment of hypertension by primary care workers, the National Manual for Management of Hypertension in Primary Health Care (hereinafter referred to as “Manual”) will be referenced. This Manual provides detailed information on the recommendations given in these Guidelines, along with supporting clinical evidence.

### Process of Preparation

The main references of these Guidelines are Guidelines for the prevention and treatment of hypertension in China (2010); Guidelines for the management of hypertension in PHC in China (2014); Guidelines for the management of hypertension in the community; 2014 evidence-based Guideline for the management of high blood pressure in adults (JNC8); The seventh report of the Joint National Committee on prevention, detection, evaluation, and treatment of high blood pressure (JNC7); 2013 ESH/ESC Guidelines for the management of arterial hypertension; Clinical management of primary hypertension in adults (NICE, 2011); Hypertension Canada's 2016 Canadian Hypertension Education Program Guidelines for blood pressure measurement, diagnosis, assessment of risk, prevention, and treatment of hypertension; Guidelines on prevention and treatment of dyslipidemia in Chinese adults (2016). The Guidelines considers the requirement both from the National Health and Family Planning Commission and the primary health care doctors, reviewed and finalized by the National Committee on Hypertension management in PHC. Hope these Guidelines could be used widely in PHC, and the national hypertension office in PHC would like to ask for feedback continuously to make it better in the future.

**Abbreviations**

ACEI: angiotensin-converting enzyme inhibitor

ALT: alanine transaminase

ARB: angiotensin II receptor blocker

BP: blood pressure

CCB: calcium channel blocker

DBP: diastolic blood pressure

ECG: electrocardiogram

HDL-C: high-density lipoprotein cholesterol

LDL-C: low-density lipoprotein cholesterol

PHC: primary health care

SBP: systolic blood pressure

TC: total cholesterol

UCG: urine chorionic gonadotropin

## **General Recommendations for the Management of Hypertension in Primary Health Care**

### **Establishment of hypertension management teams**

Primary health care institutions should establish hypertension management teams composed of physicians, nurses, and public health workers to provide standardized services to hypertensive patients, in accordance with the recommendations in these Guidelines and under institutional leadership. Physicians serving on the teams should be trained and qualified by the appropriate unified national examinations.

### **Supply of basic equipment**

Sphygmomanometers: Certified upper arm electronic sphygmomanometers are recommended; traditional desk model mercurial sphygmomanometers are also acceptable. Sphygmomanometers should be periodically calibrated. Use of wrist type or finger type sphygmomanometers is not recommended.

Additional equipment that should be available at all primary health care institutions: body height and weight scales, tape measures for waist circumference, equipment for routine blood and urine tests, electrocardiogram (ECG) monitors, and biochemical analyzers. Periodic calibration is required.

If possible, primary health care institutions may also be equipped with ambulatory BP monitors, cardiac ultrasound machines (including color Doppler), chest X-ray machines, and fundus examination apparatus.

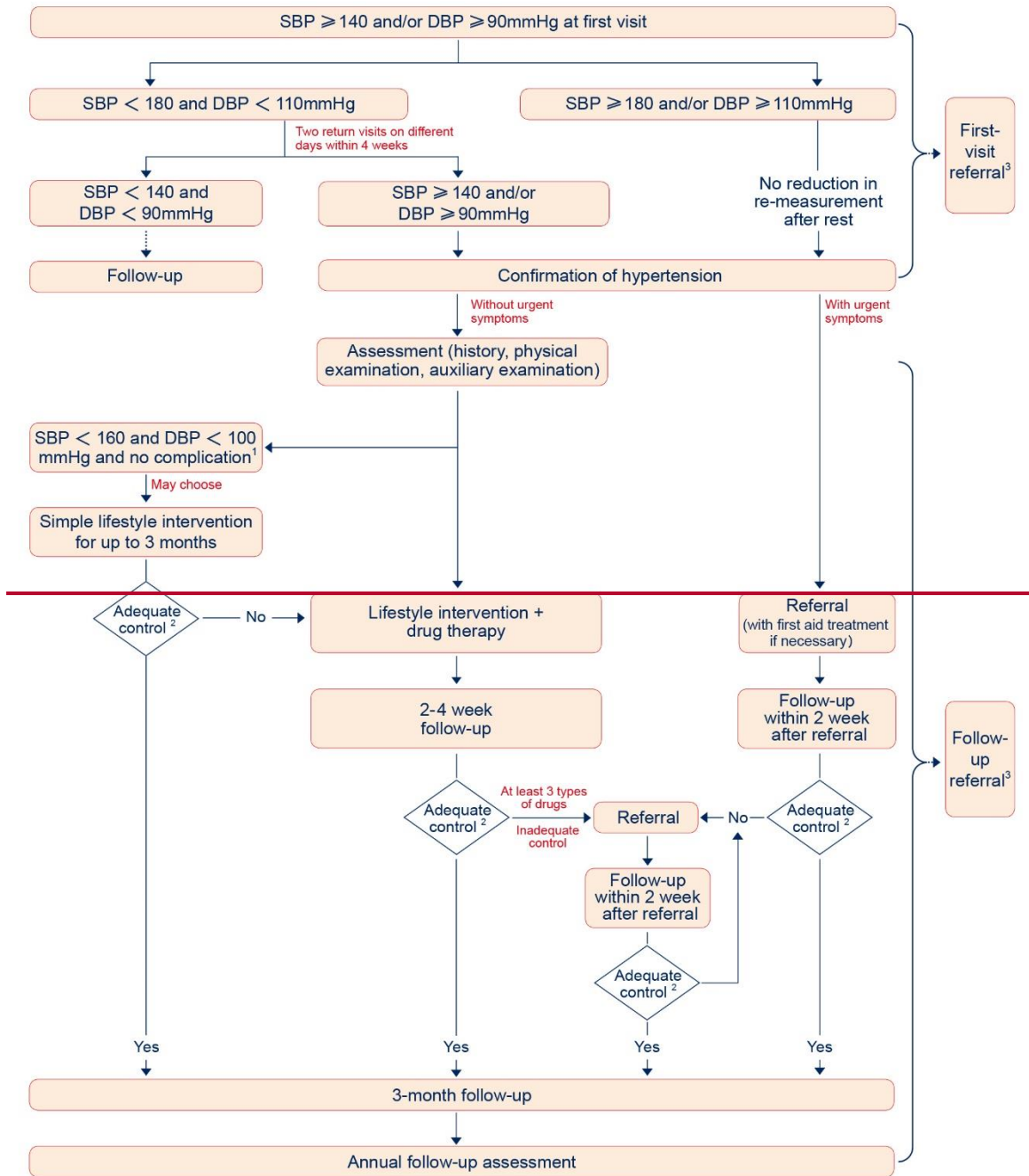
### **Essential drugs**

Primary health care institutions should have the following classes of antihypertensive drugs:

- A: Angiotensin converting enzyme inhibitors (ACEIs) and angiotensin II receptor blockers (ARBs). These drugs have similar mechanisms and at least one type should be available.
- B:  $\beta$ -receptor blockers.
- C: Calcium channel blockers (CCBs). In particular, dihydropyridine CCBs are commonly used for lowering BP.
- D: Diuretics. In particular, thiazide diuretics are commonly used for lowering BP.

## Management flow of hypertension in primary health care

Primary health care institutions should undertake diagnosis, treatment, and long-term follow-up of patients with primary hypertension. Furthermore, hypertensive patients who are not suitable for diagnosis and treatment in primary health care institutions should be referred in a timely manner. The goal of management is to adequately lower BP and reduce the risk of complications. See the figure below for the detailed management flow.



Abbreviations: SBP, systolic blood pressure; DBP, diastolic blood pressure.

<sup>1</sup>Complications include coronary heart disease, heart failure, stroke, chronic kidney disease, diabetes mellitus or peripheral atherosclerosis.

<sup>2</sup>Adequate control among general hypertensive patients is defined as SBP < 140 mmHg and DBP < 90 mmHg. Patients with concomitant chronic kidney disease or diabetes mellitus are encouraged to a bit lower than the general goal if appropriate. Among patients aged ≥ 65 years, adequate control is defined as SBP < 150 mmHg and DBP < 90 mmHg, and if it is tolerable, SBP < 140 mmHg is encouraged for patients aged 65 to 80 years.

<sup>3</sup> See P15 for referral indications.

### Highlights of Diagnosis and Treatment

1. Three essentials of blood pressure measurement: **rest and relaxation, standardized position, accurate reading**
2. Essentials of diagnosis: **diagnosis based primarily on the office blood pressure measurement using 140/90 mmHg as the cutoff value, diagnosis confirmation if three measurements on different days are all above normal**
3. Six components of a healthy lifestyle: **salt restriction, weight loss, exercise, smoking abstinence, alcohol restriction, peaceful mood**
4. Three principles of treatment: **adequate control, stabilization, comprehensive management**
5. Four populations needing hypertension referral: **acute onset, severe symptoms, suspected secondary hypertension, refractory hypertension**

## Diagnosis of Hypertension

### I. Blood pressure measurement

#### (I) Measurement setting

- 1.— Office BP: Definitive diagnosis of hypertension in primary health care institutions should be primarily based on office BP measurements.
- 2.— Home BP: Home BP measurements are a primary means of patient self-management and can be used for auxiliary diagnosis (see Manual for home BP measurement methods).
- 3.— Ambulatory BP monitoring: Where appropriate, such monitoring may be adopted as a basis for auxiliary diagnosis and drug therapy adjustment in primary health care institutions.

#### (II) Measurement instruments

- 1.— Certified upper arm electronic sphygmomanometers or desk model mercurial sphygmomanometers complying with standards should be used. Periodic calibration is required.
- 2.— The cuff size should be chosen based on the patient's upper arm circumference, with the bladder of the cuff covering at least 80% of the circumference. Cuffs are commonly 22–26 cm long and 12 cm wide; a larger cuff should be used for patients with greater upper arm circumferences.

#### (III) Measurement method

The three essential elements of standardized measurement are rest and relaxation, standardized position, and accurate reading.

**Rest and relaxation:** The patient should avoid any possible influencing factors (e.g., avoid smoking or drinking tea or coffee for at least 30 min and empty bladder before measurement) and rest quietly for at least 5 min prior to measurement. During measurement, the patient should be seated with feet placed on the ground and instructed to relax and not talk.

**Standardized position:** The middle of the upper arm cuff should be level with the heart (i.e., at nipple level; the mercurial sphygmomanometer should also be level with the heart). The lower margin of the cuff should be 2–5 cm (about the width of two fingers) above the cubital fossa and appropriately tight to allow insertion of 1 to 2 fingers. When a desk model mercurial sphygmomanometer is used, the chest piece of the stethoscope should be placed where the brachial pulse is strongest and must not be bound in the cuff.

**Accurate reading:** When an electronic sphygmomanometer is used, directly read and record the displayed systolic BP (SBP) and diastolic BP (DBP) values. When a mercurial sphygmomanometer is used, the first sound and the disappearance sound (in case of no disappearance, the significantly weakening tone change sound) during deflation correspond to the SBP and DBP, respectively. Look horizontally at the top of the liquid convex surface of the mercurial column and record the BP to the nearest 2 mmHg. Avoid approximation by rounding to values ending with 0 or 5 (e.g., do not round 142/94 mmHg to 140/95 mmHg).

Notes:

- (1) Measure BP of both upper arms at the first visit and, in the future, regularly measure the BP of the side with the highest reading. If the difference between the measurements for the two upper arms is  $>20$  mmHg, referral should be made to exclude secondary hypertension.
- (2) To make the diagnosis of hypertension, BP should be measured 3 times in different day. And each time BP should be measured a minimum of 3 times at intervals of 1–2 minutes; the lower value (mainly considers SBP) of the last two readings should be recorded as the patient's BP.
- (3) In each clinic measurements after diagnosis, BP should be measured a minimum of two times at intervals of 1–2 minutes if  $SBP \geq 140$  mmHg and  $DBP \geq 90$  mmHg; the lower value (mainly considers SBP) of the last two readings should be recorded as the patient's BP.

### II. Diagnostic criteria

1. Office BP should be used as the primary basis for making a diagnosis: If SBP is  $\geq 140$  mmHg and/or DBP is  $\geq 90$  mmHg at the first visit, two additional measurements within 4 weeks are recommended. A diagnosis can be confirmed if the diagnostic cut-off is reached during 3 measurements on different days.

If SBP is  $\geq 180$  mmHg and/or DBP is  $\geq 110$  mmHg at the first visit, immediate referral is suggested for patients with acute symptoms. For patients without overt symptoms, other possible causes should be excluded. If the criteria are still met after the patient has rested quietly, a diagnosis can be confirmed, and drug therapy should be immediately administered.

2. Uncertain diagnosis or suspected “white coat hypertension.” If possible, ambulatory BP monitoring or home BP monitoring may be considered for auxiliary diagnosis. See Table 1 for the diagnostic criteria for hypertension based on ambulatory BP monitoring and home BP monitoring. Refer to Manual for details. Referral is suggested if such resources are not available.

**Table 1. Diagnostic criteria for office and out-of-office hypertension**

Class	SBP (mmHg)	and/or	DBP (mmHg)
Office	$\geq 140$		$\geq 90$
Ambulatory blood pressure monitoring			
—Daytime	$\geq 135$	and/or	$\geq 85$
—Night time	$\geq 120$	and/or	$\geq 70$
—24 hours	$\geq 130$	and/or	$\geq 80$
Home blood pressure monitoring	$\geq 135$	and/or	$\geq 85$

3. Conditions necessitating referral (e.g., emergency or critical conditions, secondary hypertension) should be identified (see “Referral” below).

4. Special definitions:

**White coat hypertension:** a condition where high BP is repeatedly measured in the office setting but ambulatory BP monitoring or home BP monitoring results are normal.

**Isolated systolic hypertension:** SBP  $\geq 140$  mmHg and DBP  $< 90$  mmHg.

### III. Assessment

The Objective is assessing cardiovascular disease risk, organ impairment, and coexisting clinical conditions. And the assessment is the basis for developing strategies for hypertension treatment. Assessment is recommended at the first visit and on a yearly basis thereafter.

The assessment should include history, physical examination, and auxiliary examination:

**History:** Past history of diabetes mellitus, stroke, coronary heart disease, heart failure, kidney disease, peripheral atherosclerosis, etc.; familial history of hypertension, diabetes mellitus, dyslipidemia, and early-onset cardiovascular disease; history of smoking and drinking.

**Physical examination:** BP, heart rate, cardiac rhythm, height, body weight, waist circumference, lower extremity edema, etc.

**Auxiliary examination:** Routine blood and urine tests, blood chemistries (creatinine, uric acid, alanine transaminase [ALT], potassium, glucose, lipids) and electrocardiogram (ECG; for identification of left ventricular hypertrophy, myocardial infarction, arrhythmias [e.g., atrial fibrillation], etc.). If resources are available: ambulatory BP monitoring, carotid ultrasonography, urine chorionic gonadotropin [UCG], urine albumin/creatinine, chest X-ray, fundus examination, etc.



## Treatment of Hypertension

### I. Principles of treatment

The three principles of hypertension treatment are adequate control, stabilization, and comprehensive management. The primary objective is to reduce the occurrence of cardiovascular and cerebrovascular diseases and the risk of death.

**Adequate control:** BP should be adequately controlled. Regardless of the treatment method used, it is essential to control the BP to below target values.

**Stabilization:** BP should be steadily controlled. Patients should be informed that it is of vital importance to receive lifestyle intervention and drug therapy on a long-term basis and maintain long-term BP stability. Long-acting medications, which are effective at steadily controlling BP and beneficial for reducing cardiovascular complications, are recommended.

**Comprehensive management:** Comprehensive intervention management of hypertensive patients should be performed. Complications should be considered in the selection of antihypertensive drugs. Additionally, for patients with cardiovascular disease and those with certain risk factors, anti-platelet and lipid-regulating therapies should be administered to reduce the risk of recurrent cardiovascular events and death.

### II. Goals of antihypertensive treatment

The treatment goal for general patients with hypertension is: SBP <140 mmHg and DBP <90 mmHg. Patients with concomitant chronic kidney disease or diabetes mellitus are encouraged to a bit lower than this general goal if appropriate. Among patients aged  $\geq 65$  years, the treatment goal is: SBP <150 mmHg and DBP <90 mmHg, and if it is tolerable, SBP <140 mmHg is encouraged for patients aged 65 to 80 years.

### III. Lifestyle intervention

For patients with confirmed hypertension, lifestyle intervention should begin immediately and continue long-term. Patients should follow the six components of a healthy lifestyle: salt restriction, weight loss, exercise, smoking abstinence, alcohol restriction, and peaceful mood. Some lifestyle interventions, such as smoking abstinence, weight loss, and appropriate exercise, can not only significantly lower BP but also prevent cardiovascular disease, and thus should be strongly encouraged. See Table 2 for intervention goals and BP-lowering effects of different lifestyle interventions.

**Table 2. Goals and BP-lowering effects of different lifestyle interventions**

Intervention	Goal	Obtainable SBP reduction
Salt intake reduction	Daily salt intake $\leq 6$ g (1 beer bottle cap*) per person; caution should be exercised to avoid indirect intake of salt via salted vegetables, chicken essence seasoning, soy sauce, etc.	2-8 mmHg
Weight loss	BMI $< 24$ kg/m <sup>2</sup> ; waist circumference $< 90$ cm for men or $< 85$ cm for women	5-20 mmHg/ weight loss of 10 kg
Regular exercise	Moderate exercise 5-7 times per week for at least 30 min	4-9 mmHg
Smoking cessation	Abstain from smoking; avoid second-hand smoke	/
Alcohol restriction	Daily alcohol intake: hard liquor $< 50$ mL (50 g), wine $< 200$ mL, beer $< 500$ mL	/
Psychological equilibrium	Reduce mental stress; keep a good mood	/

\*A common beer bottle cap, with the rubber gasket removed, can accommodate 6 g of salt in the horizontal position. Discuss lifestyle changes and set goals based on patients' specific health conditions. At each visit, depending on improvement, set a specific short-term target, provide counselling services and encourage patients to keep good habits. To improve compliance, appropriately select 1-2 lifestyles for modification each time depending on patients' willingness. Encourage, supervise and follow patients' performance continually.

### IV. Drug therapy

#### (I) Initiation of therapy

For all hypertensive patients, both drug therapy and lifestyle intervention should begin immediately once the diagnosis of hypertension is confirmed.

For hypertensive patients with SBP <160 mmHg and DBP <100 mmHg and without coronary heart disease, heart failure, stroke, peripheral atherosclerosis, kidney disease or diabetes mellitus, physicians may, depending on the disease condition and the patients' willingness, delay drug therapy and attempt only lifestyle intervention for up to 3 months. If hypertension has not been adequately controlled after this period, drug therapy should be initiated.

## **(II) Choice of antihypertensive drugs**

Treatment from among the five classes of antihypertensive drugs with clear evidence for improving prognosis should be chosen whenever possible. These include ACEIs, ARBs,  $\beta$ -receptor blockers, CCBs, and diuretics. These drugs are abbreviated as follows:

**A: ACEIs and ARBs.** ACEIs and ARBs have clear antihypertensive action and are particularly suitable for use in patients with heart failure, myocardial infarction, diabetes mellitus or chronic kidney disease; sufficient evidence is available indicating they can improve the prognosis. When used in patients with proteinuria, ACEIs/ARBs can lower urine protein; ACEIs/ARBs have kidney-protecting efficacy but are contraindicated in patients with bilateral renal artery stenosis, severe renal insufficiency (creatinine  $\geq 3$  mg/dL [265  $\mu$ mol/L]) or hyperkalaemia. ACEIs/ARBs are contraindicated for pregnant patients and those planning to become pregnant. A known side effect of ACEIs is a dry cough and, if the cough cannot be tolerated, the patient may be switched to ARBs. Both types of drugs may rarely cause angioneurotic oedema.

**B:  $\beta$ -receptor blockers.**  $\beta$ -receptor blockers can lower the heart rate and are particularly suitable for use in patients with high heart rates.  $\beta$ -receptor blockers can improve prognosis for patients with concomitant myocardial infarction and heart failure, and they can reduce symptoms of angina for patients with coronary heart disease or effort angina. However, caution should be exercised immediately following myocardial infarction and during the acute phase of heart failure (shortness of breath, orthopnea, and inability to lie down); inexperienced primary health care providers should not prescribe the first dose of  $\beta$ -receptor blockers for such patients until these disease conditions have stabilized. Alpha and  $\beta$ -receptor blockers that act primarily by blocking  $\beta$  receptors, (e.g., labetalol, carvedilol, arotinolol) are also applicable in the above populations. Because  $\beta$ -receptor blockers can lower the heart rate, they are contraindicated in patients with severe bradycardia (e.g., heart rate <55 beats/min, sick sinus syndrome, grade II or III atrioventricular block).  $\beta$ -receptor blockers are also contraindicated in patients with asthma. Administration of large doses may affect glycolipid metabolism; however, highly selective  $\beta$ -receptor blockers have shown no significant adverse effect on glycolipid metabolism.

**C: CCBs.** Dihydropyridine CCBs (e.g., amlodipine, nifedipine sustained-release tablets) are the most commonly used antihypertensive medications. With potent antihypertensive efficacy, good tolerability, no absolute contraindications and a relatively broad scope of application, CCBs are often used in elderly patients with isolated systolic hypertension. The most common adverse reactions are headache and ankle edema.

**D: Diuretics.** Thiazides are commonly used and are particularly suitable for elderly patients, patients with isolated systolic hypertension and patients with concomitant heart failure. The primary side effect of thiazide diuretics is hypokalaemia, with the incidence of hypokalaemia increasing with the dosage. Therefore, a small initial dose is recommended (e.g., hydrochlorothiazide 12.5 mg QD). Diuretics are usually used in combination with ACEIs or ARBs to counteract or reduce the hypokalaemia effects. Thiazide diuretics are often contraindicated in patients with gout. In cases of severe heart failure or chronic renal insufficiency, use of more potent loop diuretics (e.g., furosemide) in combination with potassium supplementation may be necessary; it is suggested that such patients be referred to a higher-level hospital for treatment.

In recent years, fixed-dose combination products of the above classes of drugs have provided new modes of hypertension treatment. These products offer more convenient usage and may assist in long-term compliance; they are therefore recommended.

Other products with clear antihypertensive effects (e.g., compound reserpine tablets and compound hypotensive tablets) may be used depending on patients' conditions.

See the Appendix for usage, indications, contraindications, and adverse reactions of antihypertensive drugs commonly used in primary health care.

## **(III) Drug therapy regimens**

Appropriate drugs, preferentially those that are long-acting, should be chosen based on patients' complications and BP levels. For elderly treatment-naïve patients with heart failure in whom postural hypotension is of higher risk, small doses are recommended; for other hypertension patients, each drug may be administered from the commonly used starting dose. See the Appendix for details.

1. Drug therapy regimen for hypertension without complications<sup>†</sup>:

Step I:

SBP <160 mmHg and DBP <100 mmHg: Start therapy with a single drug. A, B, C or D may be selected; B is particularly suitable for patients with high heart rate. Observe for 2-4 weeks with the starting dose; if control remains inadequate, increase the dose, switch to another drug or use two drugs in combination (see below for recommended combinations). Observe for an additional 2-4 weeks after each adjustment.

SBP ≥160 mmHg and/or DBP ≥100 mmHg: Combination of two drugs is recommended (e.g., A+C, A+D, B+C or C+D). Alternatively, use corresponding fixed dose combination products. In case of inadequate control, increase the doses or change the regimen as described above. Observe for 2-4 weeks after each adjustment.

Step II:

If BP remains inadequately controlled using the two drug combination, add a third drug. A+B+C or A+C+D may be chosen.

Step III:

If BP remains inadequately controlled using the three drug combination at sufficient doses for 2-4 weeks, the patient may be directly referred. Alternatively, use four drugs (A, B, C and D) in combination and, if adequate control is not achieved after 2-4 weeks, consider referral.

2. Drug therapy regimens for hypertension with complications<sup>†</sup>: (Note: Referral is suggested for acute complications)

Hypertension with myocardial infarction: A+B is preferred and should be administered at low doses. Avoid occurrence of hypotension. In case of inadequate control, the doses may be increased. If adequate control is not achieved after 2-4 weeks, add long acting C or D (including spironolactone).

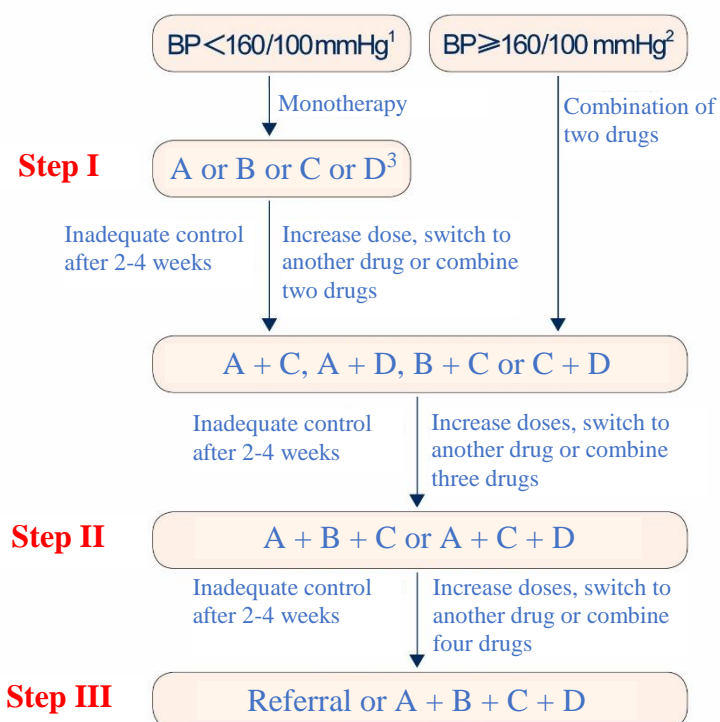
Hypertension with angina: A or B or C may be chosen. These drugs may be used in combination. In case of inadequate control, add D.

Hypertension with heart failure: Use A+B at low doses. In case of concomitant retention of sodium and water, add D. Loop diuretics and supplemental potassium should generally be used in combination. Spironolactone may be additionally administered. In case of control failure, add C (limited to amlodipine and felodipine). In patients with concomitant heart failure, initial treatment with A and B in combination is used to improve prognosis. In patients with low BP, starting doses should be low and then gradually increased.

Hypertension with stroke: A, C or D may be chosen. In case of inadequate control, these drugs may be used in combination.

Hypertension with diabetes mellitus: A is preferred. In case of inadequate control, add C or D.

Flow chart of drug therapy for hypertension without complications



<sup>1</sup>BP <160/100mmHg: SBP <160 mmHg and DBP <100 mmHg.

<sup>2</sup>BP ≥160/100mmHg: SBP ≥160 mmHg and/or DBP ≥100 mmHg.

<sup>3</sup>A: angiotensin-converting enzyme inhibitors/angiotensin II receptor blockers; B: β-receptor blockers; C: dihydropyridine calcium channel blockers; D: diuretics (thiazide diuretics are commonly used).

Note: Unless conditions that cannot be tolerated (e.g., adverse reactions) or emergency treatment occur, observe patient for 2-4 weeks after each treatment adjustment to determine whether blood pressure has been adequately controlled.

<sup>†</sup>Complications: concomitant coronary heart disease, heart failure, stroke, diabetes mellitus, chronic kidney disease or peripheral atherosclerosis.

Hypertension with chronic kidney disease: A is preferred. In case of inadequate control, add C or D. If the creatinine level exceeds the normal range for the first time, a higher level hospital should determine how to proceed with the antihypertensive treatment.

Hypertension with peripheral atherosclerosis: A, B, C or D may be selected during the initial treatment period. If one fails, the drugs may be used in combination, as described under “Drug therapy regimens for hypertension without complications.” However, non-selective  $\beta$ -receptor blockers (e.g., propranolol) should be used with caution.

See Table 3 for recommended therapeutic regimens for hypertension with complications.

**Table 3. Recommended therapeutic regimens for hypertension with complications<sup>1</sup>**

Complication	Step I	Step II	Step III
Myocardial infarction	A+B <sup>2</sup>	A+B+C <sup>2</sup> or A+B+D <sup>4</sup>	Referral or A+B+C <sup>2</sup> +D
Angina	A or B or C	A+B or A+C or B+C	A+B+C or B+C+D
Heart failure	A+B <sup>2</sup>	A+B+D <sup>4</sup>	Referral or A+B+D <sup>4</sup> +C <sup>3</sup>
Stroke	A or C or D	A+C or A+D or C+D	A+C+D
Diabetes mellitus or chronic kidney disease <sup>5</sup>	A	A+C or A+D	A+C+D

A: angiotensin converting enzyme inhibitors/angiotensin II receptor blockers; B:  $\beta$ -receptor blockers; C: dihydropyridine calcium channel blockers; D: thiazide diuretics.

<sup>1</sup>Complications: concomitant coronary heart disease, heart failure, stroke, diabetes mellitus, chronic kidney disease or peripheral atherosclerosis. Medication regimens for patients with hypertension complicated by peripheral atherosclerosis are the same as those for patients without complications and are therefore not included in this table.

<sup>2</sup>When two drugs are used in combination, treatment should start with the minimum doses so as to avoid hypotension.

<sup>3</sup>Class C drugs indicated for myocardial infarction are limited to long-acting drugs. Class C drugs indicated for heart failure are limited to amlodipine and felodipine.

<sup>4</sup>Class D drugs include spironolactone when indicated for myocardial infarction and include loop diuretics and spironolactone when indicated for heart failure.

<sup>5</sup>If the creatinine level exceeds the normal range for the first time after treatment initiation, the antihypertensive treatment regimen should be at the discretion of a superior hospital.

#### (IV) Precautions for drug use

After each medication change or dose adjustment, patients should be observed for 2–4 weeks to evaluate drug effectiveness. Frequent switching of drugs should be avoided unless conditions occur that cannot be tolerated (e.g., adverse reactions) or emergency treatment is required.

ACEIs and ARBs are usually not used in combination.

A+B is not recommended as a routine combination, with the exception of patients with myocardial infarction and heart failure.

#### (V) Recommendations for therapeutic regimen adjustment in patients who have previously received drug treatment

**Adequate control:** For patients without complications, the prior therapeutic regimen may be maintained if BP remains adequately controlled. For patients with the previously mentioned complications, the therapeutic regimens in Table 3 are recommended.

**Inadequate control:** Medication adjustment is recommended in accordance with the therapeutic regimens in Tables 3 and 4.

If BP control cannot be realized for objective reasons, adequate control of BP should be set as the fundamental goal of treatment and use of other types of antihypertensive drugs is allowed.

For occasional BP fluctuations in patients whose BP has been adequately controlled with medications, potential causes of the fluctuations should be excluded to avoid frequent adjustment of drugs based on individual BP measurements.

#### (VI) Comprehensive intervention management

Complications should be comprehensively considered in the selection of antihypertensive drugs, as described above. Additionally, for patients who have developed cardiovascular disease and those with certain risk factors, aspirin and

statins should be considered to reduce the risk of recurrent cardiovascular events and death. Recommendations are detailed below:

1. Low dose aspirin: Aspirin 75–100 mg QD is recommended in hypertensive patients with coronary heart disease, ischemic stroke or peripheral atherosclerosis if BP has been steadily controlled below 150/90 mmHg. Aspirin is contraindicated in patients with active gastric ulcer or gastrointestinal haemorrhage or hypersensitivity.

2. Lipid regulators including statins: For patients with coronary heart disease, ischemic stroke, and peripheral atherosclerosis, statins should be administered on a long-term basis and, when necessary, other medications should be added to lower low-density lipoprotein cholesterol (LDL-C) to below 1.8 mmol/L (70 mg/dL). Lipid-lowering medications (including statins) should also be used in patients with the following diseases or conditions: (1) chronic kidney disease; (2) diabetes mellitus; (3) severe hypercholesterolemia: total cholesterol (TC)  $\geq$  7.2 mmol/L (278 mg/dL) or LDL-C  $\geq$  4.9 mmol/L (190 mg/dL); (4) at least two of the following three risk factors: smoking, high-density lipoprotein cholesterol (HDL)  $<$  1 mmol/L (40 mg/dL), or age  $\geq$  45 years for men/ $\geq$  55 years for women. For patients with hypertension complicated by chronic kidney disease, it is suggested that LDL-C be lowered to  $<$  1.8 mmol/L (70 mg/dL); for patients with other conditions, it is suggested LDL-C be lowered to  $<$  2.6 mmol/L (100 mg/dL). For hypertensive patients without the specified concomitant conditions but with LDL-C  $\geq$  3.4 mmol/L (130 mg/dL), statins are recommended to lower LDL-C to  $<$  3.4 mmol/L (130 mg/dL; see Table 4 for details).

**Table 4. Lipid-regulating goals for patients with hypertension complicated by related disorders or conditions**

Diseases/conditions complicating hypertension	Target value of LDL-C
Coronary heart disease	
Ischemic stroke	$<$ 1.8 mmol/L
Peripheral atherosclerosis	(70 mg/dL)
Chronic kidney disease	
Diabetes mellitus	
TC $\geq$ 7.2 mmol/L (278 mg/dL) or LDL-C $\geq$ 4.9 mmol/L (190 mg/dL)	
Smoking + HDL $<$ 1 mmol/L (40 mg/dL)	$<$ 2.6 mmol/L
Smoking + age $\geq$ 45 years for men/ $\geq$ 55 years for women	(100 mg/dL)
HDL-C $<$ 1 mmol/L (40 mg/dL) + age $\geq$ 45 years (men)/ $\geq$ 55 years (women)	
LDL-C $\geq$ 3.4 mmol/L (130 mg/dL; if none of the above conditions)	$<$ 3.4 mmol/L
	(130 mg/dL)

Abbreviations: LDL-C, low-density lipoprotein cholesterol; TC, total cholesterol; HDL-C, high-density lipoprotein cholesterol.

Examples of common statin dosages include the following: simvastatin 20–40 mg QN; atorvastatin 10–20 mg QD; and rosuvastatin 5–10 mg QD. If LDL-C is not adequately lowered with treatment, the doses may be appropriately increased or other cholesterol-lowering agents may be additionally administered (e.g., cholesterol absorption inhibitors). Observe for 3–6 months. Referral is suggested if LDL-C remains uncontrolled.

Statins are well tolerated overall. Side effects may include myopathies, rhabdomyolysis, and elevated transaminases, with the risk increasing with dose. For treatment-naïve patients, blood lipid, transaminases, and creatinine kinase should be re-examined within 6 weeks. In the absence of adverse reactions and adequate lowering of LDL-C, the follow-up frequency may be reduced to once every 6–12 months. See the Manual for specific dosage, lipid-lowering potency and precautions for statins.

#### (VII) Emergency treatment of BP $\geq$ 180/110 mmHg

1. BP  $\geq$  180/110 mmHg without clinical symptoms of acute heart, brain, or kidney complications:<sup>2</sup>

(1) Oral short-acting antihypertensive drugs (e.g., captopril 12.5–25 mg, nifedipine 10 mg or metoprolol 25 mg, per os), which may be repeated after 1 hour; the patient should visit the outpatient department until BP is  $<$  180/110 mmHg

(2) Referral is suggested if BP remains  $\geq$  180/110 mmHg or symptoms are overt

(3) Lower BP to  $<$  160/100 mmHg within 24–48h, and thereafter adjust the long-term therapeutic regimen

<sup>2</sup>Acute heart, brain and kidney complications include hypertensive cerebropathy, cerebral hemorrhage, subarachnoid hemorrhage, cerebral infarction, dissecting aneurysm of aorta, acute heart failure, pulmonary edema, unstable angina, acute myocardial infarction, etc.

(4) Warning: Sublingual use of short acting drugs, including nifedipine, for rapidly lowering BP is strongly discouraged!

2. BP  $\geq$ 180/110 mmHg with clinical symptoms of acute heart, brain, or kidney complications:<sup>3</sup>

(1) Immediate referral

(2) Administer simple treatment by reference to the Manual while waiting for referral

### Referral

Populations in need of referral include patients with acute onset, severe symptoms, suspected secondary hypertension, or refractory hypertension that cannot be controlled using multiple drugs. Treatment in primary health care institutions is also not recommended for pregnant or lactating female hypertensive patients. Medical workers in primary health care institutions should follow up within 2 weeks after referral to a higher level hospital for diagnosis and assessment of treatment effectiveness. Once adequate BP control has been achieved, routine primary care follow up should resume. If the hypertension diagnosis is not confirmed or BP remains uncontrolled, the patient should remain under the care of the higher level hospital for further treatment.

#### Indications for referral during first visit:

- (1) ~~Marked BP increase to  $\geq$ 180/110 mmHg and failure to control with short term treatment~~
- (2) ~~Suspected new onset of heart, brain or kidney complications or other severe clinical conditions~~
- (3) ~~Pregnancy or lactation~~
- (4) ~~Onset age  $<$ 30 years~~
- (5) ~~Concomitant proteinuria or haematuria~~
- (6) ~~Hypokalaemia not associated with diuretics~~
- (7) ~~Paroxysmal BP increase complicated by headache, palpitation, and diaphoresis~~
- (8) ~~Upper extremity SBP difference  $>$ 20 mmHg~~
- (9) ~~Further examination in the hospital needed for diagnosis~~

#### Indications for referral at follow-up visit:

- (1) ~~Inadequate BP control with at least three types of antihypertensive drugs administered at sufficient doses~~
- (2) ~~Significant BP fluctuations that are difficult to control~~
- (3) ~~Suspected adverse reaction to antihypertensive drug that is difficult to tolerate~~
- (4) ~~Severe clinical condition or heart, brain, or kidney impairment found during follow-up that is difficult to manage~~

#### Indications for urgent referral by ambulance:

- (1) ~~Loss of consciousness or confusion~~
- (2) ~~BP  $\geq$ 180/110 mmHg complicated by severe headache, vomiting or sudden dysphonia and/or limb paralysis~~
- (3) ~~Significant BP increase with persistent intense chest back pain~~
- (4) ~~BP increase complicated by lower extremity edema, dyspnoea or inability to lie down~~
- (5) ~~Chest distress or chest pain persisting  $\geq$ 10 minutes, with diaphoresis and ST segment elevation in at least two leads in ECG (Figure); referral should occur as soon as possible, and thrombolysis or emergency coronary interventional therapy should be considered~~
- (6) ~~Other serious condition affecting vital signs (e.g., faint awareness complicated by hypotension or unmeasurable BP, excessively low or high heart rate, sudden serious systemic anaphylaxis)~~

## **Long-term Management of Hypertension**

### **Follow-up frequency**

Follow up once every 3 months. If BP did not achieve the goal, arrange additional follow up visit within 2 weeks, and referral if still failed to achieve the goal.

### **What to do during the follow-up visit**

Follow up should include assessment of newly diagnosed concomitant diseases including coronary heart diseases, heart failure, stroke, diabetes mellitus, chronic kidney diseases, peripheral arterial diseases, physical examination (BP, heart rate, etc.; body weight and waist circumference in every 3 months for overweight or obesity patients), lifestyle assessment and suggestions, drug compliance and tolerance assessment, and treatment adjustment (if necessary).

### **Annual assessment**

In addition to the 3-month follow-up assessment, body weight and waist circumference should be re-measured and necessary auxiliary examinations should be conducted, including routine blood and urine tests, biochemistry (creatinine, uric acid, ALT, blood potassium, blood glucose, blood lipid), and ECG. When appropriate, the following tests should also be considered: ambulatory BP monitoring, UCG, carotid ultrasonography, urine albumin/creatinine, chest X-ray, fundus examination, etc.

**Usage, indications, contraindications and adverse reactions of common antihypertensive drugs<sup>1</sup>**

	<b>Name</b>	<b>Single Dose</b>	<b>Administration (times/day)</b>	<b>Recommended Usual Starting Dosage<sup>2</sup></b>	<b>Indications<sup>3</sup></b>	<b>Contraindications<sup>3</sup></b>	
in- me	Enalapril	5-20 mg	1-2	5 mg Bid	Heart failure, post-myocardial infarction, left ventricular hypertrophy, peripheral atherosclerosis; diabetic nephropathy, non-diabetic nephropathy; proteinuria, microproteinuria, metabolic syndrome, diabetes mellitus	Absolute contraindications: pregnancy; hyperpotassemia; bilateral renal artery stenosis; Relative contraindications: severe renal insufficiency (creatinine >3 mg/dL [265 µmol/L]), possible pregnancy	C angio e
	Captopril	12.5-50 mg	2-3	12.5 mg Tid			
	Perindopril	4-8 mg	1	4 mg Qd			
	Benazepril	10-20 mg	1-2	10 mg Qd			
	Ramipril	1-25-10 mg	1	5 mg Qd			
	Fosinopril	10-40 mg	1	10 mg Qd			
	Lisinopril	5-80 mg	1	10 mg Qd			
	Imidapril	2.5-10 mg	1	5 mg Qd			
in-II (ers)	Valsartan	80-160 mg	1	80 mg Qd	Heart failure; post-myocardial infarction; left ventricular hypertrophy; diabetic nephropathy, proteinuria, microalbuminuria, metabolic syndrome; diabetes mellitus, ACEI- associated cough	Same as ACEI	A e
	Losartan	25-100 mg	1	50 mg Qd			
	Irbesartan	150-300 mg	1	150 mg Qd			
	Telmisartain	20-80 mg	1	40 mg Qd			
	Candesartan	4-12 mg	1	4 mg Qd			
	Olmesartan medoxomil	20-40 mg	1	20 mg Qd			
OF )	Atenolol	6-25-25 mg	1-2	6-25 mg Bid	Angina; post-myocardial infarction; tachyarrhythmia, heart failure, pregnancy-induced hypertension (labetalol)	Absolute contraindications: grade II or III atrioventricular block; asthma; Relative contraindications: chronic obstructive pulmonary disease, peripheral arteriopathies	B b
	Metoprolol	12.5-100 mg	2	25 mg Bid			
	Metoprolol Sustained-release Tablets	23-75-190 mg	1	47.5 mg Qd			
eceptor	Bisoprolol	2.5-10-0 mg	1-2	5 mg Qd			
	Carvedilol	3-125-25 mg	2	6-25 mg Bid			
	Arotinolol	5-10 mg	2	5 mg Bid			
	Labetalol	100-200 mg	2	100 mg Bid			



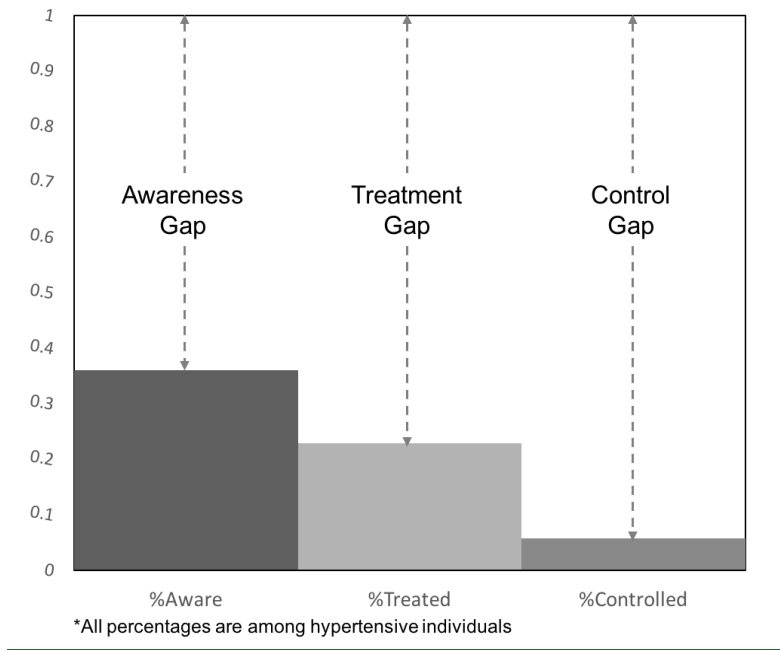
	Name	Single Dose	Administration (times/day)	Recommended Usual Starting Dosage <sup>3</sup>	Indications <sup>3</sup>	Contraindications <sup>3</sup>	
idipine nnel	Amlodipine	2.5-10 mg	1	5 mg-Qd	Left-ventricular hypertrophy; senile isolated-systolic hypertension; angina; atherosclerosis; metabolic syndrome	Relative contraindications: rapid-arrhythmia; congestive-heart failure	
	Levamlodipine	2.5-5 mg	1	2.5 mg-Qd			
	Nifedipine	10-20 mg	2-3	5 mg-Tid			
	Nifedipine sustained-release-tablets	10-20 mg	1-2	20 mg-Bid			
	Nifedipine controlled-release-tablets	30-60 mg	1	30 mg-Qd			
	Nitrendipine	10-20 mg	2	10 mg-Bid			
	Felodipine sustained-release-tablets	2.5-10 mg	1	5 mg-Qd			
	Lacidipine	2-8 mg	1	2mg-Qd			
	Benidipine	2-8 mg	1	2 mg-Qd			
	Lercanidipine	10-20mg	1	10 mg-Qd			
e )	Cilnidipine	5-10 mg	1	5 mg-Qd	Senile isolated-systolic hypertension; heart-failure	Absolute contraindications: gout; Relative contraindications: pregnancy	
	Hydrochlorothiazide	6-25-25 mg	1	12.5 mg-Qd			
se ng	Indapamide	1-25-2.5 mg	1	1-25 mg-Qd	Hypertension not adequately controlled with a single-drug or requiring more than two-drugs for treatment	Contraindications of corresponding components	A r e c o r r e s p o n d i n g c o m p o n e n t
	Amlodipine benazepril	1-tablet	1	1-tablet-Qd			
	Benazepril hydrochlorothiazide	1-tablet	1	1-tablet-Qd			
	Compound captopril	1-2-tablets	2-3	1-tablet-Tid			
	Lisinopril hydrochlorothiazide	1-tablet	1	1-tablet-Qd			
	Enalapril hydrochlorothiazide (II)	1-tablet	1	1-tablet-Qd			
	Irbesartan hydrochlorothiazide	1-tablet	1	1-tablet-Qd			
	Losartan hydrochlorothiazide	1-tablet	1	1-tablet-Qd			
	Telmisartan hydrochlorothiazide	1-tablet	1	1-tablet-Qd			
	Valsartan hydrochlorothiazide	1-2-tablets	1	1-tablet-Qd			
onal ng	Valsartan amlodipine	1-tablet	1	1-tablet-Qd	Hypertension not adequately controlled with a single-drug or requiring more than two-drugs for treatment	Contraindications for corresponding components	A r e c o r r e s p o n d i n g c o m p o n e n t
	Compound-reserpine tablets	1-3-tablets	2-3	1-tablet-Tid		Active-ulcer	
	Compound-reserpine triamterene-tablets	1-tablet	1	1-tablet-Qd			

## G. Lifetime health and cost consequences prediction based on a state-transition simulation model

We used a state-transition simulation model to predict the lifetime health and cost consequences of cardiovascular disease (CVD) and hypertension in the 1.7 million individuals in the China Patient-centred Evaluative Assessment of Cardiac Events (China PEACE). Specific outcomes include life expectancy, Quality-adjusted Life Years

(QALYs), antihypertensive drug cost, CVD event cost, chronic CVD management cost, and productivity. The projected health and economic effects are rescaled and age- and gender- standardized to represent the entire Chinese population aged 35 to 75 years.

In the model, we simulated four scenarios for different proportions of hypertension awareness, treatment and control: 1) Current, 2) All-aware, 3) All-treated, and 4) All-controlled. The “all-aware” scenario assumes that all hypertensive individuals are diagnosed but the diagnosed individuals are only proportionally treated and controlled; the “all-treated” scenario assumes that all hypertensive individuals are treated but the treated individuals are only proportionally controlled (based on the treatment and control proportions in the current scenario); and the “all-controlled” scenario assumes that all hypertensive individuals are controlled. Therefore, the “awareness gap” is defined as the gap between the all-aware scenario and the current scenario; the “treatment gap” is defined as the gap between the all-treated scenario and the current scenario; and the “control gap” is defined as the gap between the all-controlled scenario and the current scenario (see the figure below).



~~1These drugs are included in the National Essential Drug List (2017) and National List of Drugs for Basic Medical Insurance, Work-Related Injury Insurance and Maternity Insurance (2017).~~

~~2The recommended usual starting dosage is applicable for general hypertensive patients. For patients with concomitant heart failure or geriatric patients aged  $\geq 80$  years with high risk of postural hypotension, initial treatment with a smaller dose is recommended. Qd indicates once daily; Bid, twice daily; Tid, three times daily.~~

~~3The pa~~

## **H. Primary health care professionals in China**

Primary health care requires multidisciplinary professional teams that consist of doctors, nurses, pharmacists, and other health workers. Different types of primary health care professionals, and the synergy between them, are crucial for the system to provide comprehensive and high-quality services. In 2018, the primary health care workforce consisted of approximately 1 310 000 physicians, 907 000 village doctors, 852 000 nurses, 147 000 pharmacists, and 106 000 technicians.<sup>4,36</sup> As the backbone of the workforce, primary health care physicians and village doctors in China have a unique portfolio in comparison with other countries. There were 471 000 licensed physicians or licensed assistant physicians in urban areas, and 834 000 licensed physicians or licensed assistant physicians in addition to 907 000 village doctors in rural areas.<sup>4,36</sup> It takes 5 years of medical education after 12 years of primary and secondary education to become a licensed physician or 3 years of medical education after 12 years of primary and secondary education to become a licensed assistant physician, and regular and assistant physicians must pass the national practicing doctor (or assistant doctor) examination and periodic government assessments to maintain their licenses.

It is worth noting that most physicians in China have not been trained to be, or qualify as, general practitioner as it is defined in many other countries, since the development of China's general practitioner training system began in 2011. Village doctors need only a technical school education (3 years of medical education after 9 years of primary and secondary education) or 20 years of continuous practicing experience to work in village clinics. Village doctors practice with a village doctor certificate, rather than a regular license, and cannot practice in other types of health care institutions.

## **F.I. Relevant key features of the State Council guidance on reform and development of training and incentive mechanisms for general practitioners**

**Goals:** To establish a comprehensive primary health care physician training system, to have five qualified primary health care physicians available for every 10 000 residents in China by 2030.

### **Establish and strengthen a comprehensive primary health care physician training system**

- Deepening undergraduate medical education reform
  - Medical schools should attach high importance to the development of general practice. All medical students should receive training in the principles and practice of general practice. Medical schools should be encouraged to develop a unit dedicated to general practice.
  - Qualified primary health care physicians with teaching potentials should be encouraged to become teaching faculty.
  - Continue the implementation of tuition sponsorship for medical students who commit to primary health care physician residency training after graduation in rural areas.
- Develop a postgraduate primary health care physician training system
  - General practice should be given preferential consideration with newly created standardised residency training positions, with the aim of 20% of total positions dedicated to general practice by 2020.
  - General hospitals that have been certified as bases for standardized residency training should intensify general practice training. They should establish clinical units of general practice and jointly train primary health care physicians with primary health care institutions.
  - Training standards for primary health care physician trainers should be formulated. Promotion of the trainers will be dependent upon the quality of their teaching. Hospitals that are standardized residency training bases are encouraged to collaborate closely with medical schools.
- Strengthen continuous medicine education (CME) in general practice
  - Develop training guidelines on CME for primary health care physicians
  - Intensify the development of web-based programs. Enhance the role of county-level hospitals in providing CME for primary health care physicians in rural areas.
  - Strengthen training on traditional Chinese medicine and rehabilitation in CME.
  - Encourage hospital doctors from other specialties to be re-trained to become primary health care physicians.

### **Improve career attractiveness of primary health care physicians**

- Reform the remuneration system for primary health care physicians
  - Raise the salary level of primary health care physicians at primary health care institutions to levels equivalent to physicians within local county-level hospitals. Establish a mechanism of salary growth linked to a pay-for-performance model.
  - Encourage primary health care institutions to recruit primary health care physicians who have completed standardized residency training.
  - Include fee for “family doctor service” as an income component of primary health care institutions. Use patients’ satisfaction rates and health outcomes as indicators of performance and link this with income.
- Improve the employment and management of primary health care physicians
  - County-level hospitals can recruit and allocate primary health care physicians who have undergone standardised residency training to their subordinate township health centres. Similarly, township health

centres can recruit assistant primary health care physicians who have undergone training and allocate them to village clinics.

- Introduce special measures for primary health care physicians who have completed the standardized residency training to enhance their prospects for promotion.
- Encourage non-governmental organizations to set up primary health care physician clinics. A two-way referral system should be encouraged between general hospitals and these primary health care physician GP clinics. Primary health care physician clinics operating on a non-profit basis should be allowed to enjoy similar benefits and support as government-run primary health care institutions.
- Elevate the social status of primary health care physicians with local and national awards.

#### **Strengthen the development of primary health care physician capacity in deprived areas**

- Prioritize the allocation of assistant primary health care physicians who graduate from tuition sponsoring schemes to village clinics and township health centres in deprived and remote areas. Develop free online CME for primary health care physicians working in remote areas.
- Expand the scope of “special primary health care physician posts programs” (posts created in addition to those in established budgets) for deprived rural areas by increasing the financial subsidy for such programs from central and local government treasuries.
- Introduce special measures to enhance prospects for promotion for those who have practiced in deprived areas for more than ten years after completing standardised residency training.

#### **Safeguarding the implementation of policies**

- Strengthen organizational arrangements to ensure implementation of the above measures
- Explore new mechanisms whereby financial rewards are provided to primary health care professionals through using capitation fees from “family doctor service”, and a fee to be paid by family doctor teams to the hospital if a patient is referred.
- Ensure that all levels of government and other sources provide adequate funding for these measures, which will be closely monitored.
- Include primary health care physician training and implementation of this guidance as a part of the assessment of progress in health care reform, with regular investigations and supervision.
- Create a positive image of primary health care physicians and their roles through various forms of publicity.

## Author Response Letter

### **THELANCET-D-19-05919, Quality of Primary Health Care in China: Challenges and Recommendations**

We thank the reviewers for their thoughtful comments, which have helped us to improve the manuscript substantially. We have complied with the Editor's specific requests and have responded to each comment (reproduced in **bold**) and detailed our changes to the manuscript (quoted in *italic*). The page and line numbers that we reference below are based on the clean version of our revised manuscript. Before we address the comments in more detail, however, we wish to provide an overview of the changes included in this revision.

The major issues raised by the reviewers and the main responses generally fell within three areas:

1) Literature search conducted 3 years ago.

We updated the literature search on Dec 30<sup>th</sup> during this revision to include more recent evidence, which are mainly about the quality gaps in the section "*Current Quality of China's Primary Health Care*" and system causes in the section "*Challenges in Structure and Process of Primary Health Care System*".

2) The method to generate recommendations.

The analytical approach that we used for this Review is one that is commonly used in policy research, which follows the following process: 1) problem identification; 2) analysis of underlying causes; 3) policy recommendation for addressing the causes; 4) experimentation of the recommendation. In this Review, we summarize the problems that already exist, use the European Primary Care Monitoring System framework to guide us in identifying relevant causes, which led to recommendations. We briefly explained our analytical approach in the third paragraph of section "*Introduction*".

3) The recommendation about information system and learning health system.

We agree that training, incentives, and coordination are more important strategies to address quality issues, so we moved the recommendation about learning health system to the end of the section "*Recommendations for Improvement*". This recommendation, as a vision of future PHC system, was shortened.

In the following pages, we elaborate further on the modifications and others in our detailed responses to the Editor's requests and reviewers' specific comments.

## **EDITOR COMMENTS**

**Please note, we have sent out the views of the two papers together and we would hope to combine the two papers into one.**

**Response:** As suggested, in this resubmission we have combined the two reviews into one that focuses on quality of primary health care in China.

**Please note that not every point below will be relevant to your manuscript.**

**1. Please indicate after each of the reviewers' points the text changes which have been made (if any) and the line number on the revised manuscript at which your change can be found. [Line numbers can be added to your word document using the 'page layout' tab. Please select continuous numbers.]**

**Response:** We have made a track change version and a clean version of the manuscript after this revision. We also added line number into the clean version of our revised manuscript, and for each change, we have indicated the page number and line number in this response letter.

**2. When interpreting editorial points made by reviewers, please remember we will edit the final manuscript if accepted.**

**Response:** We have considered each of the comments carefully and have done our best to respond appropriately. In some cases, the comment asked for the addition of content that was beyond the scope of this manuscript. To address that, we have sought to clarify the boundaries of this paper and have politely declined to expand the paper. We defer to the wishes of the Editors in these situations.

**3. Please indicate any authors who are full professors.**

**Response:** We have indicated that information in the cover page.

**4. Please list the highest degree for each author (one degree only, please).**

**Response:** We have indicated that information in the cover page.

**5. Please check that all author name spellings and affiliations are correct.**

**Response:** All authors have confirmed name spellings and affiliations.

**6. For randomised trials please follow the CONSORT reporting guidelines (<http://www.consort-statement.org>) and CONSORT for abstracts**



([http://www.thelancet.com/journals/lancet/article/PIIS0140-6736\(07\)61835-2/fulltext](http://www.thelancet.com/journals/lancet/article/PIIS0140-6736(07)61835-2/fulltext)), and include a CONSORT checklist with your resubmission.

**Response:** This comment is not applicable for our manuscript.

**7. Please ensure that the title of the paper is non-declamatory (ie, it describes the aim of study rather than the findings) and that it includes a description of the study type (eg, a randomised controlled trial).**

**Response:** This comment is not applicable for our manuscript.

**8. Please limit the summary to pre-defined primary endpoints and safety endpoints.**

**Response:** This comment is not applicable for our manuscript.

**9. For RCTs, please state the trial registration number.**

**Response:** This comment is not applicable for our manuscript.

**10. At the end of the methods section please state the role of the funder in: data collection, analysis, interpretation, writing of the manuscript and the decision to submit. Please also state which author(s) had access to all the data, and which author(s) were responsible for the decision to submit the manuscript etc.**

**Response:** This comment is not applicable for our manuscript.

**11. Please explain any deviations from the protocol.**

**Response:** This comment is not applicable for our manuscript.

**12. Please report all outcomes specified in the protocol.**

**Response:** This comment is not applicable for our manuscript.

**13. If any exploratory outcomes are reported that were not pre-specified, please make it clear that these analyses were post-hoc.**

**Response:** This comment is not applicable for our manuscript.

**14. Please use rINNs for drug names. For genes and proteins, authors can use their preferred terminology so long as it is in current use by the community, but should provide the preferred human name from Uniprot**

(<http://www.uniprot.org/uniprot/>) for proteins and HUGO (<http://www.genenames.org>) for genes at first use to assist non-specialists.

**Response:** This comment is not applicable for our manuscript.

**15. For drug studies, please ensure that details of doses, route of delivery, and schedule are included.**

**Response:** This comment is not applicable for our manuscript.

**16. For the main outcome measures, please include a result for each group, plus a point estimate (eg, RR, HR) with a measure of precision (eg, 95% CI) for the absolute difference between groups, in both the Summary and the main Results section of the paper.**

**Response:** This comment is not applicable for our manuscript.

**17. p-values should be exact, but no longer than 4 decimal places (eg  $p < 0.0001$ ). Two decimals are acceptable in tables for non-significant p-values**

**Response:** This comment is not applicable for our manuscript.

**18. Please provide absolute numbers to accompany all percentages. Percentages should be rounded to whole numbers unless the study population is very large (>10 000 individuals).**

**Response:** This comment is not applicable for our manuscript.

**19. Please give 95% confidence intervals for hazard ratios/odds ratios.**

**Response:** This comment is not applicable for our manuscript.

**20. For means, please provide standard deviation (or error, as appropriate).**

**Response:** This comment is not applicable for our manuscript.

**21. Please provide interquartile ranges for medians.**

**Response:** This comment is not applicable for our manuscript.

**22. Please provide numbers at risk for Kaplan-Meier plots and ensure that plots include a measure of effect (eg, log-rank p); estimates should be reported with 95% CIs.**

**Response:** This comment is not applicable for our manuscript.

**23. Please ensure that the Discussion contains a section on limitations of the study.**

**Response:** This comment is not applicable for our manuscript.

**24. Please provide the text, tables, and figures in an editable format. See link above this list for details of acceptable formats for figure files.**

**Response:** We have included the editable files of each figure (MS PowerPoint file) and table (MS Word file) in the resubmission.

**25. Our production system is not compatible with Endnotes. Please convert to normal text.**

**Response:** In our submitted MS Word files, all citations and bibliography had been converted to normal text.

**26. If accepted, only 5-6 non-text items (figures, tables, or panels) can be accommodated in the print edition; additional material can be provided in a web appendix. Please indicate which items can go in a web appendix.**

**Response:** Our manuscript includes 6 panels in addition to the 'Key Messages'. Items in appendix were indicated in the main text of our manuscript.

**27. Please provide a research in context panel with 3 parts: Evidence before this study (which includes a description of how you searched for evidence and how you assessed the quality of that evidence); Added value of the study; and Implications of all the available evidence.**

**Response:** This comment is not applicable for our manuscript.

**28. At the end of the manuscript, please summarise the contribution of each author to the work.**

**Response:** We have included a section *Author Contributions* at the end of our manuscript (Page 22, Line 453-458).

**29. At the end of the manuscript please summarise the declaration of interests for each author.**

**Response:** We have included a section *Declaration of Interests*, indicating the authors declared no relevant conflict of interest, at the end of our manuscript (Page 22, Line 460-461).

**30. If you have not yet done so, please return all signed authorship statements and conflict of interest forms. We also require signed statements from any named person in the acknowledgements saying that they agree to be acknowledged.**

**Response:** We have included signed authorship statements and conflict of interest forms for each author in the resubmission. Each person named in the acknowledgements provided an email as enclosed in submission that he/she agree to be acknowledged.

**31. For any personal communication, please provide a letter showing that the person agrees to their name being used.**

**Response:** This comment is not applicable for our manuscript, as no personal communication was included.

**32. As corresponding author, please confirm that all authors have seen and approved of the final text.**

**Response:** All authors have approved the submission and provided signed authorship statements.

**33. If your author line includes a study group, collaborators' names and affiliations may be listed at the end of the paper or in the appendix. Additionally, if you wish the names of collaborators within a study group to appear on PubMed, please upload with your revision a list of names of all study group members presented as a two-column table in Word. First and middle names or initials should be placed in the first column, and surnames in the second column. Names should be ordered as you wish them to appear on PubMed. The table will not be included in the paper itself - it's simply used to make sure that PubMed adds the names correctly.**

**Response:** This comment is not applicable for our manuscript, as no study group was included.

**34. Please note our guideline length for research articles is 3500 words and 30 references. For RCTs, the text can be expanded to 4500 words.**

**Response:** We noted that the guideline length for reviews is 5000 words. The length of our revised manuscript is 4978 words (not including panels, tables, figure legends, or references).

**35. From July 1, 2018, all submitted reports of clinical trials must contain a data sharing statement, to be included at the end of the manuscript or in an appendix (please provide as a separate pdf). Data sharing statements must indicate:**

**\*Whether data collected for the study, including individual participant data and a data dictionary defining each field in the set, will be made available to others;**

**\*What data will be made available (deidentified participant data, participant data with identifiers, data dictionary, or other specified data set);**

**\*Whether additional, related documents will be available (eg, study protocol, statistical analysis plan, informed consent form);**

**\*When these data will be available (beginning and end date, or "with publication", as applicable);**

**\*Where the data will be made available (including complete URLs or email addresses if relevant);**

**\*By what access criteria data will be shared (including with whom, for what types of analyses, by what mechanism - eg, with or without investigator support, after approval of a proposal, with a signed data access agreement - or any additional restrictions).**

**Clinical trials that begin enrolling participants on or after Jan 1, 2019, must include a data sharing plan in the trial's registration. If the data sharing plan changes after registration, this should be reflected in the statement submitted and published, and updated in the registry record. For reports of research other than clinical trials, data sharing statements are encouraged but not required. Mendeley Data (<https://data.mendeley.com>) is a secure online repository for research data, permitting archiving of any file type and assigning a permanent and unique digital object identifier (DOI) so that the files can be easily referenced. If authors wish to share their supporting data, and have not already made alternative arrangements, a Mendeley DOI can be referred to in the data sharing statement.**

**Response:** This comment is not applicable for our manuscript.

## REVIEWERS COMMENTS

### Reviewer #1:

1. It's not possible to referee this paper without referencing an accompanying paper on "Access to Primary Health Care in China". The first paper provided an extensively referenced review of a range of aspects of care in China, going some way beyond access to workforce issues and, in the opinion I gave, adding little to a previous paper from the same authors published in The Lancet in 2017. Although extensively referenced, I also had some doubts about the care with which some individual references had been cited in paper 1. This paper is a complete contrast. I was slightly surprised at the title as access (the subject of the first paper) is a key component of access in most frameworks of quality including that quoted by these authors in panel 2 of this paper. So I wondered why there was a need for two papers.

**Response:** As the Editor and reviewers suggested, we combined the two reviews – on access and quality separately – into one, which is now mainly about quality of primary health care in China.

2. Anyhow, having recently published a paper on the quality of primary care in China myself, I looked forward to reading the paper. There is no comment on the methods used in the paper, though the supplementary material includes a paragraph outlining the search process which included papers up to 2016 (I think the review of paper 1 went up to 2017), so they are clearly relying on an old review here).

**Response:** We appreciate this comment. We updated the literature search on Dec 30<sup>th</sup> in this revision (see appendix and the table below), and included more recent evidence, mainly in the section 'Current Quality of China's Primary Health Care' and 'Challenges in Structure and Process of Primary Health Care System'.

Search Topic	Papers in English (PubMed) Searched / Relevant	Papers in Chinese (CNKI) Searched / Relevant
EHR System	32 / 7	63 / 2
Medications	100 / 11	80 / 8
Quality	2619 / 28	610 / 10
Human resources	1483 / 20	32 / 5
Insurance	225 / 16	15 / 0
Financial	430 / 4	46 / 5
Structural	841 / 7	278 / 14

3. Then the results. This section, 'Current Quality of China's Primary Health Care', takes up just over one A4 side of a manuscript that is 41 pages long. The section on quality of diagnosis and treatment has just one reference (and that

**is a study using simulated case histories) and the section on chronic disease management considers just one condition, hypertension.**

**Response:** The reviewer is correct that the section ‘*Current Quality of China’s Primary Health Care*’ was relatively short. We intended to limit the length of this section because the major aim of this manuscript is to identify causes for poor quality of care and provide recommendations for improvement. In this revision, we clarified that in the section ‘*Introduction*’ (Page 7, Line 58-59).

*In this review, we summarize the evidence on quality of PHC in China, analyse the causes for poor quality of care and provide policy recommendations for improvement.*

In this revision, we added new high-quality evidence on more conditions after the updated literature search. For quality of diagnosis, we included a multi-center study using incognito standardized patient with classic pulmonary tuberculosis symptoms, which can provide international comparison findings (Page 8, Line 91-95).

*In another study using incognito standardized patient with classic pulmonary tuberculosis symptoms, correct management proportions at township health centres (38%) and village clinics (28%) were significantly lower than at county hospitals (90%).<sup>1</sup> There is a significant variation of observed doctors’ behaviour within each group (township health centres or village clinics) as well,<sup>1</sup> which was similar in other middle-income countries.<sup>2</sup>*

For prescribing behaviour, we indicated the proportion of inpatient antibiotics prescriptions that were deemed inappropriate, and the preference of PHC physicians to use broad-spectrum (Page 9, Line 99-105).

*A 2011 study based on a random sample of PHC institutions in 6 provinces of China also revealed that a quarter of outpatient antibiotics prescriptions and 68% of inpatient antibiotics prescriptions were inappropriate, and improper remuneration incentives was considered a key driver for these prescribing behavior.<sup>3</sup> Moreover, there was a preference of PHC doctors to use broad-spectrum antibiotics,<sup>4</sup> which is deemed quality issue related to professional incompetence,<sup>5</sup> and could induce the emergence and spread of drug-resistant strains of microbes.<sup>5</sup>*

For chronic disease management, in addition to hypertension, we included two studies on diabetes, since both hypertension and type 2 diabetes are the most common chronic conditions encountered in China’s primary health care settings, and primary care providers are tasked with identifying and managing these two conditions as part of the national basic public health services package (Page 10, Line 126-133).

*For diabetes, a nationally representative survey in 2013 of 170,287 Chinese participants found that only 37% of those with diabetes were aware of their diagnosis, and just 32% were being treated.<sup>6</sup> Another nationwide longitudinal survey from 2011 to 2015 identified a decrease in health education coverage (from 76% to 70%) and persisted gaps in use of examinations and treatments (from 79% to 81%), accompanied by an increase in both diabetes-related hospital admission (from 4% to 6%) and readmission (from 19 to 28%).<sup>7</sup> China's diabetes hospital admission rate had reached 260 per 100 000 population, which was much higher than most OECD countries (average at 141 per 100 000 population).<sup>8</sup>*

Additionally, we noted the evidence about other measures for quality of care in the European Primary Care Monitoring System (Page 8, Line 76-81).

*With respect to other measures covered by the EPCMS, China has already achieved maternal and child health outcomes that approach those of advanced economies,<sup>9</sup> and universal neonatal vaccination was estimated to have prevented 30 million chronic Hepatitis B viral carriers.<sup>10</sup> Unfortunately evidence on quality of mental health care and health promotion in PHC system is not generally available.*

- 4. The rest of the paper is largely taken up with a discussion of workforce challenges, remuneration systems, coordination and continuity of care (four and a half sides for these, partially repeating points made in paper 1) and recommendations for improvement (six and a half sides). These sections are clearly written and make some important points. However, I still have some concerns about the referencing. For example, the issue of lack of trust in primary care doctors (a major problem in China) is simply referenced to the authors' previous 2017 Lancet paper.**

**Response:** We appreciate this comment. With respect to the referencing issue about lack of trust in primary health care doctors (reasons that patients bypassed primary health care institutions), we directly cited our Lancet review published in 2017, because it was the first time that these findings from the National Primary Health Care Survey (we conducted during 2016 and 2017) were reported. We understand the reviewer's concern, and referred to another study instead (Page 12, Line 199-201).

*In a survey covering 17 provinces, the most common reasons that patients bypassed PHC institutions as they need clinical care was poor capacity and skills of the professionals (32%).<sup>11</sup>*

- 5. In other words, this is not really a paper about the quality of primary care in China. It pays lip service to this in order to act as a vehicle for an extensive section on recommendations for improvement. In a sense there's nothing**



**wrong with that and the points made are generally valid and important. However, there is significant overlap with paper 1, with workforce, training and organisational issues common to the problems identified in both papers.**

**Response:** As explained, based on advice from the editor and reviewers, we have combined the papers now particularly focus on quality. Having said that, we respectfully disagree that this review is not about the quality of primary health care in China. The review indeed aimed to provide ‘recommendations for improvement’, and all the recommendations were about quality of care. To do so, we summarized evidence about the quality of primary health care and the underlying causes. We included evidence from our Lancet paper published in 2017 because it was where the National Primary Health Care Survey was firstly reported, and these findings were essential for us to generate targeted recommendations. In addition, we provided lots of new evidence on quality gaps and analysis on system causes, including GP training, clinical guidelines, coordination and continuity of primary health care.

**6. In my view, neither paper should be published in its present form. I think there might be room for combining the two papers into one, but very significant work would be required.**

**Response:** As responded above to Comment #1, we combined the two reviews into one that was mainly about quality of primary health care in China.

**7. It's also unfortunate that the literature review (if the paper is to be a review rather than a commentary) will be four years old by the time of publication as a number of relevant papers have been published since then. The first key message (panel 1) that 'there is evidence of widespread gaps in quality' is probably true but poorly justified on the evidence presented in this paper.**

**Response:** We appreciate this comment. As responded above to Comment #2, we updated the literature search on Dec 30<sup>th</sup> in this revision, and included more recent evidence, mainly in the section ‘*Current Quality of China’s Primary Health Care*’ and ‘*Challenges in Structure and Process of Primary Health Care System*’. The new references provided evidence on a broader scope of primary health care (communicable and non-communicable diseases, acute and chronic conditions), to demonstrate the widespread gaps.

**8. Alternatively, one could take the view that this paper provides what the title says it is, namely a statement of challenges and recommendations. In that case the paper should not start of by saying "In this review we assess the quality of primary care in China".**

**Response:** We revised the sentence accordingly (Page 7, Line 58-59).

*In this review, we summarize the evidence on quality of PHC in China, analyse the causes for poor quality of care and provide policy recommendations for improvement.*

- 9. In terms of the paper being a statement of challenges and recommendations, it should be made clear that these are the opinions of the authors rather than being based on evidence. The 6+ pages of recommendations contain only eight references, two of which are to the authors' previous Lancet paper.**

**Response:** The recommendations are not all based on evaluations of each single one, but they are also not just opinions. The analytical approach that we used for this Review is one that is commonly used in policy research, which follows the following process: 1) problem identification; 2) analysis of underlying causes; 3) policy recommendation for addressing the causes; 4) experimentation of the recommendation or in some cases, direct legislation. In this Review, we summarize the problems that already exist, based on our literature review, rather than doing an original investigation. Then we use the European Primary Care Monitoring System framework to guide us in identifying relevant causes, which led to recommendations. We briefly explained our analytical approach in the third paragraph of “*Introduction*”, “*To develop policy recommendations, we also conducted interviews with key stakeholders, front line health workers, and policymakers, as well as evaluations of national and international examples.*”

- 10. Some of the recommendations are a bit odd. For example, the section on 'Building a learning primary care system' makes three recommendations: in-service training (fine), decision support tools enhanced by artificial intelligence (really??) and use of big data. Since electronic records are uncommon across the whole of China and many consultations occur with no records at all, this recommendation is, to say the least, aspirational. Indeed, the evidence that decision support tools and big data lead to improvements in primary care even in countries like the UK or US is limited. Maybe this is being a bit picky - the sections on training, integration and accountability are generally good.**

**Response:** The recommendation about learning health system was indeed an aspiration in future, which we considered a way to strengthen the strategies about workforce education, provider incentives, care integration, and system coordination. Thus, in this revision, we changed the order of our recommendations, in which “*Improve information system towards building a learning primary health care system*” is the last one following education, accountability, integration and cooperation. We consider it important to mention this recommendation because the government can begin to plan for this possibility.

Also, we added “*improve the information system*” as a short-term step for reaching the ultimate goal of “*a learning health system*” (Page 19, Line 384-397).

*An integrated electronic health record system per citizen is needed to improve the quality and efficiency in PHC institutions as well as the entire health care system (panel 7). China should address the challenges in the two core information technology (IT) systems in PHC institutions – the Residents Health Record System for basic public health services and the Electronic Medical Record System for clinical care.<sup>12</sup> First, clinical IT systems like Electronic Medical Records should be available in all PHC institutions, including village clinics. Second, the development and deployment of clinical IT systems in PHC institutions need to be centralised, with standardised data structures, definitions, use of appropriate classification systems such as International Classification of Primary Care,<sup>13</sup> to ensure integration and interoperability. Third, the Residents Health Record System that was implemented nationwide in the National Basic Public Health Service Program should be integrated with the delivery of clinical care, to ensure that the health data can be used to facilitate appropriate and efficient clinical practice. Fourth, the Electronic Medical Record Systems in PHC should be linked with the ones used in secondary and tertiary hospitals to facilitate patient referrals.*

In addition, we added a new panel to introduce experiences on health information technology in primary health care, to improve quality, efficiency, and patient satisfaction (Panel 7, Page 44, Line 807).

*In Finland, each of the 5.3 million citizens has a Personal Health Record, which is integrated into a national repository known as the eArchive. These together provide a centralized location for patients, health care providers, pharmacies, and social workers to keep track of patient information, communicate with each another, and make informed clinical decisions. Each patient is listed under a primary health care institution that takes full responsibility for the patient's integrated care, and patients have control over which social workers and health care professionals have access to their information. All patients have secure access to their own records over the Internet using their bank account credentials, mobile identity verification, or an electronic identity card. Patients use the system to fill prescriptions and update their health information in their Personal Health Records with home measurements including blood pressure, peak expiratory flow, blood glucose, diet, and exercise. Electronic communication between professionals and patients is supported by symptom checkers and follow-up forms, secured messages, or real-time chat.*

*The care is linked to decision-support tools (e.g., guidelines of the most frequent problems encountered in primary health care) and also artificial intelligence that can help practitioners implement guidelines (e.g., the system checks if a medication prescribed by the family physician is compatible with the renal function of the patient and if not, proposes alternatives). In cases of*

*referral, the information in the Personal Health Record is accessible by the specialist providers.*

**11. I liked the box describing how one city, Shenzhen, had gone about systematically improving (its primary care (panel 5) though I don't know whether the Lancet format readily supports a box with text going over more than three A4 sides. Another box (panel 6, hypertension management) also runs to three sides.**

**Response:** We appreciate this comment. In the Instruction for Authors of the Lancet, we found no length limit for panels. However, we shortened the panel 5 that introduced the National Primary Health Care Hypertension Management Office (Panel 5, Line 37, Page 799). We defer to the journal's police and Editor's decision on whether these panels should be shortened.

*~~In the health care reform of 2009, the National Basic Public Health Service Program was initiated, with hypertension management at primary health care institutions as one of the pillars under sponsorship from the government.<sup>85</sup> Nevertheless, barriers at the policy level (omission of quality measurement), organization level (lack of qualified staff, limited availability of antihypertensive drugs), physician level (irrational prescribing), and patient level (low health literacy) all contribute to low disease control across China.<sup>5,25,26</sup> Therefore, as a national initiative, the National Health and Family Planning Commission (now the National Health Commission) authorized the National Center for Cardiovascular Diseases to establish t~~The National Primary Health Care Hypertension Management Office was established in March 2017 with the ~~.The main charge of the Office was~~ to develop strategies and practices ~~ways~~ to improve hypertension management nationwide and to serve as a model for other services in the program (see figure below).*

**Reviewer #2:**

**1. Overall comments:** The drivers of gaps in optimal healthcare are well presented, covering incentivisation and poor training opportunities which are indeed major issues.

**Response:** We appreciate this comment.

**2. However, the main solution presented mentions is a 'learning system based on digital data and innovative technologies'. Leading with a technological solution does not address the main driver you mention, which are deeper systemic issues. It implies that the authors are giving more attention to the 'hardware'**

**of the health system, while the 'software' (motivation of healthcare providers, training, incentives, systems that support integration) are given less importance, even though these relate more directly to the issues mentioned (fee-for-service model that incentivizes testing and treatments irrespective of their clinical necessity; lack of integration between clinical care and public health service; insufficient continuity of care throughout the entire health care system).**

**Response:** We agree that 'software', including training, incentives and integration, should be given more attention to improve the quality of primary health care. Thus in this revision, we changed the order of our recommendations, in which "Enhance the quality of training for new and current primary health care workforce" is the first one, "Establish performance accountability to incentivize high-quality and high-value care" is the second one, "Integrate clinical care with the basic public health services" is the third one, and "Strengthen the coordination between primary health care institutions and hospitals" is the fourth one. "Improve information system towards building a learning primary health care system" is now the last recommendation, which we considered a way to strengthen the strategies about workforce education, provider incentives, care integration, and system coordination.

- 3. The executive summary does not make the importance of this article clear - perhaps briefly justify the statement 'now is an opportune time for China to strengthen the quality of its primary health care' - what is special about now? Why will the government act when many of these issues have been well known? Are there political barriers to action?**

**Response:** We appreciate this comments, and revised the Executive Summary to highlight that after a 10-year reform focusing on investment, the government has increasingly realized the importance of 'improving quality and enhancing efficiency (提质增效)'. This provide an opportune time to implement the recommendations we provided in this manuscript (Page 6, Line 20-31).

*As part of its health care reform in the past decade, China has significantly increased financial investment and introduced favourable policies for primary health care. However, widespread gaps in the quality still exist, which has contributed to missed opportunities to promote population health. In this review, we aim to identify the causes for poor quality, and provide policy recommendations for improvement. These gaps include suboptimal screening, diagnosis, and treatment of diseases, which compromise health outcomes. System challenges include: suboptimal education and training of primary health care practitioners; a fee-for-service payment system that incentivizes testing and treatments over prevention; fragmentation of clinical care and public health service; insufficient continuity of care throughout the entire health care system. Now is an opportune time for China to strengthen the*

*quality of its primary health care as the government is shifting its reform attention to 'improving quality and enhancing efficiency (ti zhi zeng xiao, 提质增效)' .*

- 4. I would suggest that the executive summary tells the reader what the purpose of the paper is (we assess the quality of primary health care in China, examine the causes for poor quality, and provide policy recommendations for improvement)**

**Response:** We appreciate this comments and revised the Executive Summary to introduce the purpose of this manuscript as the reviewer suggested (Page 6, Line 23-24).

*In this review, we aim to identify the causes for poor quality, and provide policy recommendations for improvement.*

- 5. The introduction is clearly written. The phrase is 'front line' health workers (not lines).**

**Response:** We appreciate these comments, and corrected the phrase accordingly (Page 7, Line 66-68).

*To develop policy recommendations, we also conducted interviews with key stakeholders, front line health workers, and policymakers, as well as evaluations of national and international examples.*

- 6. P8: prescribing behaviour - the summary is fine, but the issues mentioned have been document before, and it was shame that factors driving the overprescribing or use of higher cost medicines were not mentioned. Do the papers reviewed indicate drivers such as incentive structures? Why is there an overuse of antibiotics and an underuse of anti-hypertensives, for example?**

**Response:** We appreciate this comment. We added research evidence about the reasons for primary health care doctors' prescribing behaviour, particularly for overuse of antibiotics (Page 9, Line 99-105) and underuse of anti-hypertensives (Page 9, Line 109-114). This evidence also foreshadowed the section *Challenges in Structure and Process of Primary Health Care System*, in which we analysed deeper causes for poor quality of primary health care.

*A 2011 study based on a random sample of PHC institutions in 6 provinces of China also revealed that a quarter of outpatient antibiotics prescriptions and 68% of inpatient antibiotics prescriptions were inappropriate, and improper remuneration incentives was considered a key driver for these prescribing behavior.<sup>3</sup> Moreover, there was a preference of PHC doctors to use broad-*

*spectrum antibiotics,<sup>4</sup> which is deemed quality issue related to professional incompetence,<sup>5</sup> and could induce the emergence and spread of drug-resistant strains of microbes.<sup>5</sup>*

*Meanwhile, it found that approximately 8% of medications used were not guideline-recommended,<sup>14</sup> while high-cost medications were more preferentially used than their counterparts that were evidence-based and cheaper.<sup>14-16</sup> These results suggest that in addition to medication supply defect, physicians' knowledge of and willingness to adhere to new hypertension treatment guidelines are issues that need to be addressed.<sup>17</sup>*

- 7. P9: I found the figures on unlicensed doctors and lack of completion of CME very interesting, and again thought that some mention of reasons for low enforcement of rules would add depth to the paper. Is there any information about why unlicensed doctors are able to practice? Corruption? Fake degrees?**

**Response:** There are unlicensed doctors practicing in the primary health care institutions, simply due to there are not enough licensed doctors available, particularly in underdeveloped areas. We clarified that in this revision (Page 11, Line 150-152).

*Moreover, due to a lack of qualified physicians, more than 20% of doctors practicing in community health centres, township health centres, and community health stations were not licensed (appendix H).<sup>12,18</sup>*

- 8. P10: Very interesting about how incentive structures changed primary providers clinical behaviour. It points clearly to the need to focus on solutions that are deeper than digital data and technology!**

**Response:** We agree with this comment and have changed the order of our recommendations, in which “Establish performance accountability to incentivize high-quality and high-value care” is now the second one, and “Improve information system towards building a learning primary health care system” is the fifth. And we discuss incentives as transition from fee-for-service to capitation payment tied with performance as key recommendations for integrated care (Page 16, Line 339-344) and care coordination (Page 19, Line 373-377).

*China should consider combining the public health budget with the social health insurance budget and shifting the payment of PHC teams from fee-for-service to a capitation payment method.<sup>19</sup> The capitation payment rate should be risk adjusted and the rate should cover costs for providing health promotion, prevention, management, and clinical care by the PHC physicians and teams. This will encourage PHC physicians to coordinate preventive care with clinical care, thereby leading to better management and better outcomes for the patients.*

*The aforementioned capitation payment methods should cover services at the primary care level as well as the secondary care hospitals, and eventually be extended to cover tertiary care level. The envisioned primary, secondary, and tertiary care team would jointly manage the capitated funds. If there were savings, they would be shared by the team.*

- 9. P11: The findings on poor coordination of information systems are very similar to what was found as part of a detailed analysis of China's TB information management system (Optimising routine surveillance systems for informing tuberculosis control policies in China. Health policy and planning 2017, 32:ii12-ii14.) You may consider using this evidence to make the point that poor coordination between information systems - that are well funded and managed separately - seems to be a wider issue.**

**Response:** We appreciate this comment, and additionally referred to this study in this section (Page 14, Line 238-243).

*Similarly for infectious diseases like tuberculosis, complete socio-demographic and clinical information on individuals with presumptive tuberculosis cannot be linked across the Infectious Disease Reporting System and the Tuberculosis Information Management System due to the different identification numbers, even both of which were developed by the China Centers for Disease Control and Prevention (CDC), thus analysis on characteristics of individuals who did not complete the referral are not feasible.<sup>20</sup>*

- 10. P12: As noted in the comments earlier, I strongly feel that the emphasis on different components of the solution is the wrong way around. Information systems should accompany changes in incentivisation and accountability, not the other way around. Information systems cannot solve the problems documented. If the authors reasons for putting a learning system as the first part of the solution is that more evidence is needed, doesn't that contradict what you have done in the review, which is to clearly lay out the strong evidence for areas that need to be addressed?**

**Response:** As noted above, we changed the order of our recommendations, in which “Enhance the quality of training for new and current primary health care workforce” is now the first one, “Establish performance accountability to incentivize high-quality and high-value care” is the second one, and “Improve information system towards building a learning primary health care system” is the fifth. And we discuss incentives as transition from fee-for-service to capitation payment tied with performance as key recommendations for integrated care (Page 16, Line 339-344) and care coordination (Page 19, Line 373-377).



*China should consider combining the public health budget with the social health insurance budget and shifting the payment of PHC teams from fee-for-service to a capitation payment method.<sup>19</sup> The capitation payment rate should be risk adjusted and the rate should cover costs for providing health promotion, prevention, management, and clinical care by the PHC physicians and teams. This will encourage PHC physicians to coordinate preventive care with clinical care, thereby leading to better management and better outcomes for the patients.*

*The aforementioned capitation payment methods should cover services at the primary care level as well as the secondary care hospitals, and eventually be extended to cover tertiary care level. The envisioned primary, secondary, and tertiary care team would jointly manage the capitated funds. If there were savings, they would be shared by the team.*

**11. P13: Just to emphasise, the point suggesting a high performance IT system will be a grand solution only appears naïve, in my opinion. Complex problems around incentive systems and lack of enforcement of licensing requirements will not be fixed with an IT system. For example: ' the system should ensure that professionals are practicing at the top level of their training' - how will an IT system do this if there is not the political will to enforce minimum standards, as can be seen from information you present about CME and licensing?**

**Response:** As responded above, we changed the order of our recommendations in this revision. Now the recommendation about IT system and learning health system is the last one, which we considered a way to strengthen the strategies about workforce education, provider incentives, care integration, and system coordination.

**12. P14: What would be the incentives for doctors to spend time on training, when they are concerned about profits?**

**Response:** We agree that the incentives are very important. We additionally discussed that in this recommendation during the revision (Page 16, Line 309-311).

*Additionally, incentives would help to motivate PHC doctors to participate the Continuing Medical Education and other in-service training programs, such as providing certifications that are meaningful in their career development and ensuring incomes when they temporarily leave their posts for training.*

**13. P16: Agree with points made here about medical education**

**Response:** We appreciate this comment.

**14. P17-19: The recommendations make sense, but why have these not been done already? There must be huge political and institutional barriers to enforcing quality control and integration, and these should be considered. Otherwise it becomes a list of solutions that does not consider the challenges to implementing them.**

**Response:** We appreciate the reviewer's interest in the political and institutional barriers to enforcing quality control and integration. We have been attentive to the feasibility of the recommendations, even though some implementation issues are beyond the scope of this manuscript. With respect to the quality control, the Chinese government historically paid less attention to primary health care. In the National Health Commission (former Ministry of Health, National Health and Family Planning Commission) of China, the Bureau of Medical Administration and the Department of Primary Health should be in charge of quality control for primary health care. However, there are only 3 national policy documents issued during the past decade,<sup>21-23</sup> all of which had focused on prevention of nosocomial infections, but nothing on treatment appropriateness or patient outcomes. Thus, in this manuscript, we highlighted the National Primary Health Care Hypertension Management Office, particularly its responsibility on establishing performance indicators and quality assessment data collection system.

With respect to the integration between clinical care and public health service, the major barrier is different financing mechanisms between them. As we had explained in the section "*Challenges in Structure and Process of Primary Health Care System - Coordination of care*", the package of basic public health services delivered in primary health care institutions is supported by capitated payment directly from the government; while the clinical care is funded by social health insurance and patients' out-of-pocket payments, mostly in a fee-for-service model. In this revision, we emphasized that as the first sentence of the recommendation "Integrate clinical care with the basic public health services" (Page 18, Line 339-341).

*China should consider combining the public health budget with the social health insurance budget and shifting the payment of PHC teams from fee-for-service to a capitation payment method.<sup>19</sup>*

**Reviewer #3: This contribution concerns the structural conditions for primary healthcare in China, focusing on what is needed for high-quality primary care. An existing framework of these conditions is applied for an analysis, which is essentially a set of expert views that is supported by studies. I appreciate that the paper aims to enhance primary healthcare in China, and also the academic work to support this. My comments are made with the intention to improve the manuscript and to increase its value for readers.**

**Response:** We appreciate this comment.

- 1. The paper addresses an important topic, which is relevant for China as well as for many other countries (including high-income countries with poor primary healthcare). As I do not have much knowledge of healthcare in China, like probably most readers, it would be helpful to provide some background information and history of the healthcare system. For instance, is it organized universally similar across China or differently in counties/regions? What is the life expectancy and how is the population age structure? How is healthcare, and primary care in particular, funded? What is the typical training of doctors and nurses in primary healthcare? How frequently do people attend a primary care practice (number of visits/ year)? Such information may be provided in box alongside the text, without further discussion.**

**Response:** We appreciate these comments. We have provided relevant background information about China's primary health care system in the revision, and referred to our 2017 Lancet review. However, given the numbers limits of panels (i.e. box), we added some key background information as the appendixes, including: 1) Phases of development of primary health care in China, including the history of primary health care system (Appendix A);

*Since the establishment of the People's Republic of China in 1949, its primary health care system has gone through three major phases.*

*From the 1950s to the 1970s*

*China received global recognition for its achievements in health improvement and health system development. Its success was particularly notable in the rural areas, where overall health status improved in a relatively short period despite extremely scarce resources. The three-tiered health care delivery system, so-called "barefoot doctors" at village clinics, and low-cost universal health insurance (cooperative medical scheme) were considered the three key elements of its success. The three-tiered health care delivery system in rural areas comprises the clearly defined and well-operated functions of three levels of health providers and organization at the village, township, and county level. In parallel, a similar health care delivery structure was developed in urban areas comprised of three levels of health organizations at the street (now called community), district, and municipal level. China's strategy of focusing on the provision of preventive care and basic curative care at an affordable cost (through insurance coverage and low-cost services) was considered a model of health system development, and the country was intensively involved in the development of the 1978 Alma-Ata Declaration. Core primary health care concepts and policies within the Declaration, including full governmental support, accountability for health, inter-sectorial cooperation on health, affordable health care, education, and a comprehensive development system, were derived from China's successful*

experiences. The context within which China developed its health system was similar to that of many low-income countries, which was a key factor in the acceptance of the Chinese primary health care model by other developing countries when designing their own health systems.

#### From the 1980s to the early 2000s

The Chinese primary health care system faced challenges as a result of the central government reducing its role in health care financing and insurance organization. Insurance coverage rates under the cooperative medical scheme decreased from 95% in 1976 to 5% in 1985.<sup>24</sup> After several failed attempts to raise funds for health care, the Ministry of Health began emphasizing the importance of self-reliance, and it pursued alternative funding through market-oriented reform.<sup>25</sup> The integrated three-tiered health care delivery system was dismantled as health providers at the village level became privatized, while township-level and county-level hospitals/health centres became self-financing. Preventive care was phased out in favour of the higher revenues provided by curative care. Moreover, hospitals grew in number and scope of services, attracting an increasing number of patients in this competition with the primary health care system.<sup>26,27</sup> Thus the prior advantage in health care efficiency of China, in comparison with other countries with similar levels of development, was gradually losing. Rural health centres, in particular, experienced enormous difficulty under the market-oriented reforms. As the primary health care institutions deteriorated and relied on revenue from user fees, the public health functions of these facilities greatly diminished. During this time, China was widely criticized by both national and international academic and health care organizations for its inability to extend primary health care coverage to all. In its 2000 annual report, WHO ranked China at the bottom fourth of its 191 member states in terms of equitable financial health protection.<sup>28</sup>

#### From the early 2000s to the present

A policy report commented that “China’s health care reform since 1978 was in general a failure”.<sup>29</sup> This report, combined with public complaints about health care, were the driving forces behind a new phase of system reform. The government began to re-establish the rural health insurance system in 2003 and the urban resident health insurance system in 2007. A more comprehensive reform agenda, developed by a number of line ministries with technical support from academic institutions, was implemented in 2009. Since then, strong primary health care has been a key strategy of health care reform in addition to universal health insurance coverage, a National Essential Medicines System, and basic public health services. The government increased its subsidies to primary health care institutions from 19 billion RMB in 2008 to 197 billion RMB in 2018.<sup>26,30</sup> Acknowledging the increasing pressure exerted by an aging population, behavioural changes,<sup>31</sup> and rapid urbanization,<sup>32</sup> the Healthy China 2030 plan issued in 2016 envisions the

*primary health care system as a means of addressing the emerging dual burden of chronic NCDs and increasing health expenditures.<sup>33</sup>*

## 2) Institutions providing primary health care (Appendix B);

*In 2015, the Chinese State Council issued the Plan for the Health Care Delivery System (2015–2020), in which various health care organisations and their functions were defined.<sup>34</sup> The primary health care system in China is divided into urban and rural components, each with a two-tier structure. Most of the institutions in this system are publicly owned (i.e., the institutions are owned by all or a specific group of Chinese citizens).<sup>26,27</sup> In 2018, urban components included approximately 9300 community health centres and, one level below them, 25 600 community health stations. Rural components included approximately 36 400 township health centres and, one level below them, 622 000 village clinics.<sup>26</sup>*

*In addition to the four types of care institutions above, there are about 228 000 community clinics (96% privately owned), 21 600 clinics belonging to individual organisations such as schools and companies (34% privately owned),<sup>27</sup> and many community pharmacies (most privately owned). The community clinics mainly provide medical care in specific fields such as dental disorders or traditional Chinese medicine (TCM). The clinics belonging to organisations provide health care services only to employees or students of the organisation. These clinics and pharmacies are important parts of clinical care delivery, as they supplement the primary health care system. Moreover, a growing number of private health management companies scattered in large cities are providing medical examination, disease screening, and outpatient services too.*

## 3) Primary health care professionals and their training (Appendix H);

*Primary health care requires multidisciplinary professional teams that consist of doctors, nurses, pharmacists, and other health workers. Different types of primary health care professionals, and the synergy between them, are crucial for the system to provide comprehensive and high-quality services. In 2018, the primary health care workforce consisted of approximately 1 310 000 physicians, 907 000 village doctors, 852 000 nurses, 147 000 pharmacists, and 106 000 technicians.<sup>26,27</sup> As the backbone of the workforce, primary health care physicians and village doctors in China have a unique portfolio in comparison with other countries. There were 471 000 licensed physicians or licensed assistant physicians in urban areas, and 834 000 licensed physicians or licensed assistant physicians in addition to 907 000 village doctors in rural areas.<sup>26,27</sup> It takes 5 years of medical education after 12 years of primary and secondary education to become a licensed physician or 3 years of medical education after 12 years of primary and secondary education to become a*

licensed assistant physician, and regular and assistant physicians must pass the national practicing doctor (or assistant doctor) examination and periodic government assessments to maintain their licenses.

It is worth noting that most physicians in China have not been trained to be, or qualify as, general practitioner as it is defined in many other countries, since the development of China's general practitioner training system began in 2011. Village doctors need only a technical school education (3 years of medical education after 9 years of primary and secondary education) or 20 years of continuous practicing experience to work in village clinics. Village doctors practice with a village doctor certificate, rather than a regular license, and cannot practice in other types of health care institutions.

#### 4) Evolution of the National Basic Public Health Service Program (Appendix D);

Year	2009	2010	2011	2012	2013	2014	2015	2016	2017
Funding, Yuan per capita	15	15	25	25	30	35	40	45	50
Residents' health records	√	√	√	√	√	√	√	√	√
Health education	√	√	√	√	√	√	√	√	√
Child health management	√	√	√	√	√	√	√	√	√
Maternal health care	√	√	√	√	√	√	√	√	√
Elderly health management	√	√	√	√	√	√	√	√	√
Vaccination	√	√	√	√	√	√	√	√	√
Reporting of infectious diseases and public health emergencies	√	√	√	√	√	√	√	√	√
Health management for hypertension	√	√	√	√	√	√	√	√	√
Health management for type-2 diabetes	√	√	√	√	√	√	√	√	√
Health management for psychosis	√	√	√	√	√	√	√	√	√
Health supervision	-	-	√	√	√	√	√	√	√
Traditional Chinese medicine health management	-	-	-	-	√	√	√	√	√
Health management for tuberculosis	-	-	-	-	-	-	√	√	√
Contraceptive device	-	-	-	-	-	-	-	-	√
Health promotion	-	-	-	-	-	-	-	-	√

#### 5) The scope of the clinical care provided in primary health care institutions (Appendix E).

To understand the scope of the clinical care provided in primary health care institutions in China, we asked the 10,626 primary health care physicians and village doctors involved in our survey to identify the top five clinical conditions that they encounter in regular practice. In community health centres and community health stations, the most commonly identified conditions were common cold (14.5% and 19.1%, respectively), followed by hypertension (11.0% and 11.5%), diabetes (9.6% and 9.0%), chronic

bronchitis (8.7% and 8.6%), and acute bronchitis (8.1% and 8.6%). Doctors at township health centres and village clinics identified common cold (13.6% and 19.5%, respectively), acute bronchitis (9.0% and 10.7%), and chronic bronchitis (8.5% and 10.5); however, they more often identified gastritis (7.5% and 10.3%) and diarrhea (5.3% and 11.7%) than hypertension (7.9% and 9.8%) and diabetes (4.6% and 4.6%).

Clinical conditions	Community health center	Community health station	Township health center	Village clinics
Cold	14.5%	19.1%	13.6%	19.5%
Hypertension	11.0%	11.5%	7.9%	9.8%
Diabetes mellitus	9.6%	9.0%	4.6%	4.6%
Chronic bronchitis	8.7%	8.6%	8.5%	10.5%
Acute bronchitis	8.1%	8.6%	9.0%	10.7%
Gastritis	6.5%	8.4%	7.5%	10.3%
Diarrhea	4.5%	6.7%	5.3%	11.7%
Urinary tract infection	4.1%	3.1%	4.5%	2.9%
Osteoarthritis	3.0%	2.3%	2.4%	0.5%
Low back pain	2.8%	1.5%	2.5%	0.8%
Psoatic strain	2.7%	2.3%	2.6%	0.8%
Peptic ulcer	2.1%	2.0%	2.9%	1.7%
General trauma	2.0%	1.3%	3.1%	1.1%
Sciatica	2.0%	0.6%	1.8%	0.3%
Child dyspepsia	2.0%	4.4%	3.2%	7.0%
Pelvic inflammatory disease	1.9%	0.4%	2.7%	0.6%
Vaginitis	1.8%	0.4%	2.7%	0.5%
Dysmenorrhoea	1.7%	1.2%	2.3%	0.5%
Cholecystitis	1.6%	1.4%	2.6%	1.6%
Toothache	1.5%	3.6%	1.3%	2.7%
Menopausal syndrome	1.4%	0.2%	1.4%	0.1%
Cholelithiasis	1.0%	0.5%	1.6%	0.4%
Idiopathic headache	0.8%	0.6%	0.6%	0.2%
Haemorrhoids	0.7%	0.5%	1.1%	0.4%
Asthma	0.6%	0.1%	0.6%	0.2%
Chronic dermatitis	0.5%	0.3%	0.2%	0.1%
Tympanitis	0.5%	0.4%	0.7%	0.2%
Conjunctivitis	0.5%	0.3%	0.6%	0.1%
Purulent skin infection	0.4%	0.1%	0.5%	0.0%
Sinusitis	0.4%	0.5%	0.6%	0.3%
Convulsion in children	0.3%	0.0%	0.3%	0.0%



For other background information, including the financing and governance of primary health care system in China, we cited our Lancet review in 2017.

2. **The paper has many authors, which may explain the patch-work character of the document and the variable analytical depth and variable reference to studies for specific claims. If there has been no reference to studies for a specific claim provided, it is unclear whether such studies are not available or not cited. The paper mixes factual information, assessment (in terms for good/bad) and recommendations for policy makers. General recommendations are: a) To provide reference to studies to support claims in factual statements, or state explicitly that the claim is based on expert views. Alternatively, it may be stated upfront that all claims are expert-based except if stated otherwise.**

**Response:** We assume the reviewer was talking about the section *Challenges in Structure and Process of Primary Health Care System*, since this section included both prior evidence and our explanations. We identified three claims with no prior evidence to support in this section, and revised according to the reviewer's suggestions: 1) lack of integration between clinical care and public health services – we clarified that they are based on expert view, and added a reference about tuberculosis management information technology systems (Page 13, Line 229-243).

*Second, there is almost no coordination in monitoring, performance measurement, or management between the two programs. Thus, as we observed as both researchers and practitioners, there is little workflow interaction or information sharing between the two. For instance, in hypertension management visits under the National Basic Public Health Service Program, patients can have blood pressure measurement and lifestyle consultations by public health workers, but cannot get antihypertensive prescriptions without attending the clinics. Also, resident health records on public health services and medical records on clinical care are kept by two separate information systems even for the same visit of the same patient and there is no linkage between them. The poor care coordination is a hindrance particularly to managing NCDs. Similarly for infectious diseases like tuberculosis, complete socio-demographic and clinical information on individuals with presumptive tuberculosis cannot be linked across the Infectious Disease Reporting System and the Tuberculosis Information Management System due to the different identification numbers, even both of which were developed by the China Centers for Disease Control and Prevention (CDC), thus analysis on characteristics of individuals who did not complete the referral are not feasible.<sup>20</sup>*

- 2) inadequate informational continuity throughout primary health care system – we cited our paper published in Lancet in 2017 that reported the relevant findings from National Primary Health Care Survey (Page 15, Line 261-267).



*Second, there is inadequate ‘informational continuity’ throughout the system. The electronic medical record system in PHC institutions is still commonly unavailable, fragmented, and isolated in its ability to integrate and analyse comprehensive information about individual patients.<sup>12</sup> The establishment of the centralised resident health record system in the National Basic Public Health Service Program for the entire catchment populations potentially places PHC services in a position to take a cradle-to-grave approach to managing health care. However, the potential to use these data goes unfulfilled.*

3) poor managerial continuity because primary health care institutions and hospitals are financed, governed, and managed separately – we cited a report *People’s Republic of China health system review* to support that (Page 15, Line 268-272).

*Third, with respect to ‘managerial continuity’, because PHC institutions and hospitals are financed, governed, and managed separately,<sup>35</sup> there are barriers to ensuring consistency, coordination, and quality of care across sites of care..*

**3. b) I would favour a clearer distinction between factual information and recommendations, rather than mixing these in the text, but this is obviously an editorial decision.**

**Response:** We assume this comment was about the sixth paragraph in the recommendation “Build a learning primary health care system”, in which we summarized the findings from National Primary Health Care Survey about use of IT systems in primary health care institutions (i.e. IT systems for clinical care often unavailable and not interoperable, in the meantime, IT systems for public health service are rarely leveraged in clinical practice). In this revision, we removed this evidence, and provided specific recommendations instead to address these deficits (Page 19, Line 385-397).

*China should address the challenges in the two core information technology (IT) systems in PHC institutions – the Residents Health Record System for basic public health services and the Electronic Medical Record System for clinical care.<sup>12</sup> First, clinical IT systems like Electronic Medical Records should be available in all PHC institutions, including village clinics. Second, the development and deployment of clinical IT systems in PHC institutions need to be centralised, with standardised data structures, definitions, use of appropriate classification systems such as International Classification of Primary Care,<sup>13</sup> to ensure integration and interoperability. Third, the Residents Health Record System that was implemented nationwide in the National Basic Public Health Service Program should be integrated with the*

*delivery of clinical care, to ensure that the health data can be used to facilitate appropriate and efficient clinical practice. Fourth, the Electronic Medical Record Systems in PHC should be linked with the ones used in secondary and tertiary hospitals to facilitate patient referrals.*

- 4. P.9 This is a framework-guided policy analysis, but the methods could be specified in some more detail. Such information on the methods would be required, even for a narrative review.**

**Response:** The analytical approach that we used for this Review is one that is commonly used in policy research, which follows the following process: 1) problem identification; 2) analysis of underlying causes; 3) policy recommendation for addressing the causes; 4) experimentation of the recommendation. In this Review, we summarize the problems that already exist, based on our literature review, rather than doing an original investigation. Then we use the European Primary Care Monitoring System framework to guide us in identifying relevant causes, which led to recommendations. We briefly explained our analytical approach in the third paragraph of “Introduction”, *“To develop policy recommendations, we also conducted interviews with key stakeholders, front line health workers, and policymakers, as well as evaluations of national and international examples.”*

Moreover, The Chinese government can take some of these recommendations forward by piloting first, which we have added, *“These recommendations could guide China’s action plans in terms of policy formulation and designing pilots to test the recommendations’ effects and feasibility.”* (line 288-290)

- 5. P.10-11 The section on actual quality of primary care is rather short and does not convincingly convey the message that quality of primary care is suboptimal in China. If the number of studies is really limited, it may be possible to use specific population metrics (e.g. number of hospital admissions, infection rates, etc.) as proxy indicators for quality of primary care. The OECD health program may be a helpful source of indicators.**

**Response:** We appreciate this comment. We updated the literature search on Dec 30<sup>th</sup> in this revision and included more recent evidence about the quality of primary health care in China (Page 8, Line 91-95).

*In another study using incognito standardized patient with classic pulmonary tuberculosis symptoms, correct management proportions at township health centres (38%) and village clinics (28%) were significantly lower than at county hospitals (90%).<sup>1</sup> There is a significant variation of observed doctors’ behaviour within each group (township health centres or village clinics) as well,<sup>1</sup> which was similar in other middle-income countries.<sup>2</sup>*

(Page 10, Line 126-133).

*For diabetes, a nationally representative survey in 2013 of 170,287 Chinese participants found that only 37% of those with diabetes were aware of their diagnosis, and just 32% were being treated.<sup>6</sup> Another nationwide longitudinal survey from 2011 to 2015 identified a decrease in health education coverage (from 76% to 70%) and persisted gaps in use of examinations and treatments (from 79% to 81%), accompanied by an increase in both diabetes-related hospital admission (from 4% to 6%) and readmission (from 19 to 28%).<sup>7</sup> China's diabetes hospital admission rate had reached 260 per 100 000 population, which was much higher than most OECD countries (average at 141 per 100 000 population).<sup>8</sup>*

We agree that international comparison could be useful. Thus we conducted targeted search for studies in China that focused on OECD quality indicators of primary care (<https://www.oecd.org/els/health-systems/hcqi-primary-care.htm>). We added the finding on hypertension and diabetes hospital admission rate in this revision (Page 9, Line 121-123), which clearly demonstrated that quality of primary health care in China is suboptimal.

*Under-performance of PHC may explain China's much higher hypertension hospital admission rate (490 per 100 000 population) compared with all OECD countries (average at 95 per 100 000 population).<sup>8,36</sup>*

(Page 10, Line 132-133)

*China's diabetes hospital admission rate had reached 260 per 100 000 population, which was much higher than most OECD countries (average at 141 per 100 000 population).<sup>8</sup>*

- 6. P.15. Given the current situation, the recommendations in the section 'Build a learning primary care system' seem to refer to a rather distant future. A 'learning platform for evidence generation and training, as well as performance monitoring and promoting' is not something that many other countries have established. The emphasis and elaboration on IT systems is striking. In my experience, primary healthcare is first and most-dependent on competent and motivated health professionals (doctors and nurses). I would recommend to add some short-term, feasible steps for reaching the ultimate goals.**

**Response:** We agree that quality of primary health care first and most dependent on competent and motivated health professionals, and a true learning health system is not something that many countries have established. Thus in this revision, we changed the order of our recommendations, in which “Enhance the quality of training for new and current primary health care workforce” is now the first one, “Establish performance

accountability to incentivize high-quality and high-value care” is the second one, and “Improve information system towards building a learning primary health care system” is the fifth. Also, as the reviewer recommended, we added “improve the information system” as a short-term step for reaching the ultimate goal of “a learning health system” (Page 19, Line 384-397).

*An integrated electronic health record system per citizen is needed to improve the quality and efficiency in PHC institutions as well as the entire health care system (panel 7). China should address the challenges in the two core information technology (IT) systems in PHC institutions – the Residents Health Record System for basic public health services and the Electronic Medical Record System for clinical care.<sup>12</sup> First, clinical IT systems like Electronic Medical Records should be available in all PHC institutions, including village clinics. Second, the development and deployment of clinical IT systems in PHC institutions need to be centralised, with standardised data structures, definitions, use of appropriate classification systems such as International Classification of Primary Care,<sup>13</sup> to ensure integration and interoperability. Third, the Residents Health Record System that was implemented nationwide in the National Basic Public Health Service Program should be integrated with the delivery of clinical care, to ensure that the health data can be used to facilitate appropriate and efficient clinical practice. Fourth, the Electronic Medical Record Systems in PHC should be linked with the ones used in secondary and tertiary hospitals to facilitate patient referrals.*

In addition, we added a new panel to introduce experiences on health information technology in primary health care, to improve quality, efficiency, and patient satisfaction (Panel 7).

*In Finland, each of the 5.3 million citizens has a Personal Health Record, which is integrated into a national repository known as the eArchive. These together provide a centralized location for patients, health care providers, pharmacies, and social workers to keep track of patient information, communicate with each another, and make informed clinical decisions. Each patient is listed under a primary health care institution that takes full responsibility for the patient’s integrated care, and patients have control over which social workers and health care professionals have access to their information. All patients have secure access to their own records over the Internet using their bank account credentials, mobile identity verification, or an electronic identity card. Patients use the system to fill prescriptions and update their health information in their Personal Health Records with home measurements including blood pressure, peak expiratory flow, blood glucose, diet, and exercise. Electronic communication between professionals and*

*patients is supported by symptom checkers and follow-up forms, secured messages, or real-time chat.*

*The care is linked to decision-support tools (e.g., guidelines of the most frequent problems encountered in primary health care) and also artificial intelligence that can help practitioners implement guidelines (e.g., the system checks if a medication prescribed by the family physician is compatible with the renal function of the patient and if not, proposes alternatives). In cases of referral, the information in the Personal Health Record is accessible by the specialist providers.*

- 7. p.18 The section on training the primary care workforce is limited, superficial and partly relates to medical training generally. Also, it is only focused on physicians, ignoring the role nurses in primary care. Overall, this is the weakest section of the document although arguably, it concerns the most important aspect of primary healthcare. As it stands, the paper focuses on 'systems' and less on 'people', which matches with a public health/health systems perspective.**

**Response:** We appreciate this comment, then put the recommendation on workforce training first in the section “*Recommendations for Improvement*” and strengthen it in three aspects. First, we acknowledged the importance of nurses training, and supported nurse practitioner idea that was proposed in a recent Commentary in the Lancet (Page 17, Line 312-317).

*In addition to doctors, the key role of nurses and other health workers in PHC should be recognized and promoted. Specifically, recent pilot projects on nurse practitioner training, including those that accept new graduates with bachelor degrees from School of Nursing in medical colleges, and others that assign mid-career nurses to practise in PHC institution, could be considered a promising way to strengthen PHC workforce, particularly for chronic diseases management.<sup>37</sup>*

Second, we added recommendation about non-clinical skill training for general practitioners (Page 16, Line 294-296).

*Increasingly training should prepare them to work in multi-professional teams, and emphasis should be placed on the importance of doctor-patient communication, for example, empathy and shared decision-making, in building trust between patients and PHC providers.*

Third, we additionally proposed strategies to increase professional appeal for medical students and develop incentives for in-service workforce (Page 16, Line 296-300).

*Third, the government could also consider setting targets for the percentage of medical graduates who would pursue post-graduate training in general practice,<sup>38</sup> and develop strategies for inspiring students to work in PHC, like exposing undergraduate medical students to PHC and community health service early in the curriculum.<sup>39</sup>*

(Page 16, Line 296-300).

*Additionally, incentives would help to motivate PHC doctors to participate the Continuing Medical Education and other in-service training programs, such as providing certifications that are meaningful in their career development and ensuring incomes when they temporarily leave their posts for training.*

- 8. P.19 The recommendation to integrate primary care with public health seems to me one of several options to enhance primary care in China. The overlap between public health (e.g. preventive services, health promotion) and primary health care (=mainly diagnosis and treatment of individual patients) is limited. In other countries, primary care has developed historically in different ways. In a review paper like this, I would expect that different options are presented and discussed in terms of advantages and disadvantages. In my experience, decision makers want to have options listed and elaborated, not one single recommended approach.**

**Response:** We respectfully disagree that the overlap between public health service and primary health care is limited. For ‘primary care’, similar with secondary or tertiary care, it is mainly about diagnosis and treatment for individuals. However ‘primary health care’, since the Declaration of Alma Ata,<sup>40</sup> has included preventive care and health promotion.<sup>41,42</sup>

We agree that in other countries, primary care has developed historically in different ways. But in many continents, actually the countries are integrating primary care and public health services at grassroots level, considering the importance of addressing social and environmental determinants of health.

For China, we recommended integration between clinical care (primary care) and public health services in primary health care system, because this system provided a unique foundation for basic public health services to outreach to remote areas and vulnerable groups in such a vast country. Since the health care reform in 2009, China prioritised infrastructure development of primary health care system to provide equal services to all its population.<sup>43</sup> The National Health Services Survey in 2013 found that 92% of households across the country could reach a health care facility (mostly primary health care institutions) within 20 minutes.<sup>44</sup> Even in the most underdeveloped areas of China, 88% townships and 83% villages had established a

standardized township health centre or standardized village clinic by the end of 2018, and the figures are expected to reach 100% before 2020.<sup>45</sup>

- 9. p.21 The text of quality improvement takes a systems perspective, neglecting the role of healthcare professionals in this context. Overall, it seems a bit early to focus on quality improvement as primary care first needs to be developed at sufficient capacity and competence before its quality can be further enhanced. Nevertheless, it seems fine to include a section on the topic.**

**Response:** We agree that primary health care first needs to be developed at sufficient capacity and competence. However, we do not agree that capacity building should be done “before” quality can be further enhanced separately – instead, we consider the capacity building an essential, and maybe the most important part in enhancing the quality. Thus, in this revision we put the recommendation on workforce training first in the section “*Recommendations for Improvement*”, and strengthen it in several aspects, as responded above to.

- 10. p. 22 The paper may be further strengthened by relating the development of primary care in China to its development in other countries, particularly those with a relatively weak primary care system and a substantial body of research on the topic (e.g. United States and Germany).**

**Response:** We appreciate and agree with this comment. According to international standards the primary health care system in China as it functions nowadays, with limited gatekeeping function, should be defined as weak. We added the comparison in primary care quality indicators (i.e. hypertension and diabetes hospital admission rates) between China and OECD countries including USA and Germany (Page 9, Line 121-123).

*Under-performance of PHC may explain China’s much higher hypertension hospital admission rate (490 per 100 000 population) compared with all OECD countries (average at 95 per 100 000 population).<sup>8,36</sup>*

(Page 10, Line 132-133)

*China’s diabetes hospital admission rate had reached 260 per 100 000 population, which was much higher than most OECD countries (average at 141 per 100 000 population).<sup>8</sup>*

- 11. Figures and tables. Relatively many relate to cardiovascular disease, more particularly hypertension. This may be due to the composition of the author team, which involves many in this field. Primary care is obviously much broader and it would be desirable to reflect this in the examples used.**

**Response:** We agree that primary health care covers a much broader scope of service and intended to include all available evidence on quality of primary health care for different health conditions. However, in the comprehensive literature search, there was few studies on issues other than use of antibiotics and management for hypertension. Nevertheless, we updated the literature search in this revision, and added examples about a multicenter study using incognito standardized patient with classic pulmonary tuberculosis symptoms, and a nationwide longitudinal survey on diabetes care, as the reviewer suggested (Page 8, Line 91-95).

*In another study using incognito standardized patient with classic pulmonary tuberculosis symptoms, correct management proportions at township health centres (38%) and village clinics (28%) were significantly lower than at county hospitals (90%).<sup>1</sup> There is a significant variation of observed doctors' behaviour within each group (township health centres or village clinics) as well,<sup>1</sup> which was similar in other middle-income countries.<sup>2</sup>*

(Page 10, Line 126-133).

*For diabetes, a nationally representative survey in 2013 of 170,287 Chinese participants found that only 37% of those with diabetes were aware of their diagnosis, and just 32% were being treated.<sup>6</sup> Another nationwide longitudinal survey from 2011 to 2015 identified a decrease in health education coverage (from 76% to 70%) and persisted gaps in use of examinations and treatments (from 79% to 81%), accompanied by an increase in both diabetes-related hospital admission (from 4% to 6%) and readmission (from 19 to 28%).<sup>7</sup> China's diabetes hospital admission rate had reached 260 per 100 000 population, which was much higher than most OECD countries (average at 141 per 100 000 population).<sup>8</sup>*

## REFERENCES

1. Sylvia S, Xue H, Zhou C, et al. Tuberculosis detection and the challenges of integrated care in rural China: A cross-sectional standardized patient study. *PLOS Medicine* 2017; **14**(10): e1002405.
2. Daniels B, Kwan A, Pai M, Das J. Lessons on the quality of tuberculosis diagnosis from standardized patients in China, India, Kenya, and South Africa. *Journal of Clinical Tuberculosis and Other Mycobacterial Diseases* 2019; **16**: 100109.
3. Wang J, Wang P, Wang X, Zheng Y, Xiao Y. Use and prescription of antibiotics in primary health care settings in China. *JAMA Intern Med* 2014; **174**(12): 1914-20.



4. Zhang X, Cui Y, Liu C, Zuo K, Tang Y. Antibiotic Sales in Primary Care in Hubei Province, China: An Analysis of 2012–2017 Procurement Records. *International journal of environmental research and public health* 2019; **16**(18): 3376.
5. Xiao Y. Antimicrobial Stewardship in China: Systems, Actions and Future Strategies. *Clinical Infectious Diseases* 2018; **67**(suppl\_2): S135-S41.
6. Wang L, Gao P, Zhang M, et al. Prevalence and Ethnic Pattern of Diabetes and Prediabetes in China in 2013. *JAMA* 2017; **317**(24): 2515-23.
7. Sun M, Rasooly A, Jian W. Quality of primary health care in China: an analysis of data from a nationwide longitudinal survey. *The Lancet* 2018; **392**: S74.
8. Organisation for Economic Co-operation and Development. Health Care Quality Indicators - Primary Care. <https://www.oecd.org/els/health-systems/hcqi-primary-care.htm> (accessed Oct-28 2019).
9. Liang J, Li X, Kang C, et al. Maternal mortality ratios in 2852 Chinese counties, 1996-2015, and achievement of Millennium Development Goal 5 in China: a subnational analysis of the Global Burden of Disease Study 2016. *Lancet* 2019; **393**(10168): 241-52.
10. National Health and Family Planning Commission of the People's Republic of China. Q & A on immunization and vaccination. 2016. <http://www.nhfpc.gov.cn/zhuz/jbyfykz/201604/cd82bd6b447a44a687dd931ef89e2a70.shtml> (accessed March 13 2018).
11. Qin J, Lin C, Zhang L, Zhang Y. Patient Satisfaction with Primary Care in Highly Focused Districts/Counties during the Comprehensive Reform of Primary Care System in China. *Chinese General Practice (Chin)* 2018; **21**(01): 36-40.
12. Li X, Lu J, Hu S, et al. The primary health-care system in China. *Lancet* 2017; **390**(10112): 2584-94.
13. World Organization of National Colleges, Academies and Academic Associations of General Practitioners/Family Physicians. ICPC-2 : international classification of primary care. 1998.
14. Su M, Zhang Q, Bai X, et al. Availability, cost, and prescription patterns of antihypertensive medications in primary health care in China: a nationwide cross-sectional survey. *Lancet* 2017; **390**(10112): 2559-68.
15. Li X, Ji Y. Prescription analysis of anti-hypertensive drugs for community hospital outpatient in Shanghai. *World Clinical Drugs* 2014; **35**(10): 611-6.
16. Yan W, Lin J. Analysis of drug application for elderly patients with hypertension in a community from 2010 to 2012. *Clinical Medical & Engineering* 2014; (11): 1501-3.
17. Lu J, Lu Y, Wang X, et al. Prevalence, awareness, treatment, and control of hypertension in China: data from 1.7 million adults in a population-based screening study (China PEACE Million Persons Project). *Lancet* 2017; **390**(10112): 2549-58.
18. Shan H, Guo Y, Wei H. The analysis on the current status of community health human resource in Heilongjiang. *Chinese Health Economics* 2013; (12): 62-4.
19. Magill MK. Time to Do the Right Thing: End Fee-for-Service for Primary Care. *Annals of family medicine* 2016; **14**(5): 400-1.

20. Khan MS, Wu S, Wang X, Coker R. Optimising routine surveillance systems for informing tuberculosis control policies in China. *Health Policy and Planning* 2017; **32**(suppl\_2): ii12-ii4.
21. General Office of the National Health Commission. Basic requirement of healthcare associated infection management in primary health care. 2013. <http://www.nhc.gov.cn/yzygj/s3585/201312/0283f92d9c424a86b2ca6f625503b044.shtml> (accessed Oct-31 2019).
22. General Office of the National Health Commission. Notice on strengthening the supervision of primary health care. 2015. <http://www.nhc.gov.cn/yzygj/s3590/201205/68ac4518ade54476b7288e144d7e4fd2.shtml> (accessed Oct-31 2019).
23. National Health Commission of the People's Republic of China & National Administration of Traditional Chinese Medicine. Guidance on further standardizing community health service management and improving its service quality 2015. <http://www.nhc.gov.cn/jws/s3581r/201511/1742007746a64005a16e32de00cc5fc5.shtml> (accessed Oct-31 2019).
24. Zhou S. Exploring the development trajectory of rural medical security system. *International Health Tribune (Chin)* 2002; **6**: 18–9.
25. Ministry of Health of People's Republic of China. Report about Some Policy Issues on the Healthcare Reform. 1985. [http://www.china.com.cn/law/flfg/txt/2006-08/08/content\\_7060220.htm](http://www.china.com.cn/law/flfg/txt/2006-08/08/content_7060220.htm) (accessed Nov 14 2015).
26. National Health Commission of the People's Republic of China. China health statistical yearbook 2019. Beijing: Peking union medical college publishing house; 2019.
27. National Health and Family Planning Commission of the People's Republic of China. China health and family planning statistical yearbook 2017. Beijing: Peking Union Medical College Publishing House; 2018.
28. World Health Organization. The World Health Report 2000: health systems: improving performance. Geneva, Switzerland: World Health Organization; 2000.
29. Bo JW, Yanfeng Ge: Reflection on the Healthcare Reform in China. June 6 2005. <http://www.china.com.cn/chinese/OP-c/882094.htm> (accessed Dec 10 2015).
30. Ministry of Health of the People's Republic of China. China health statistical yearbook 2009. Beijing: Peking union medical college publishing house; 2010.
31. Yang G, Kong L, Zhao W, et al. Emergence of chronic non-communicable diseases in China. *Lancet* 2008; **372**(9650): 1697-705.
32. Gong P, Liang S, Carlton EJ, et al. Urbanisation and health in China. *Lancet* 2012; **379**(9818): 843-52.
33. CPC Central Committee, State Council. The Plan for "Health China 2030". 2016. [http://www.gov.cn/xinwen/2016-10/25/content\\_5124174.htm](http://www.gov.cn/xinwen/2016-10/25/content_5124174.htm) (accessed May 17 2017).
34. State Council, Central Committee of the Communist Party of China. "Thirteenth-five year plan" for health system reform. Beijing, 2016.
35. Meng Q, Yang H, Chen W, Sun Q, Liu X. People's Republic of China health system review. *Health Systems in Transition* 2015; **5**(7).

36. Center for Health Statistics and Information NHaFPC. An Analysis Report of National Health Services Survey in China, 2013. Beijing: Peking Union Medical College Publish House; 2015.
37. Zhan Q, Shang S, Li W, Chen L. Bridging the GP gap: nurse practitioners in China. *The Lancet* 2019; **394**(10204): 1125-7.
38. Maeseneer JD. Scaling up family medicine and primary health care in Africa: statement of the Primafamed network, Victoria Falls, Zimbabwe. *African Journal of Primary Health Care and Family Medicine* 2013; **5**(1): 61-3.
39. Strasser R, Cheu H. Needs of the many: Northern Ontario School of Medicine students' experience of generalism and rural practice. *Can Fam Physician* 2018; **64**: 449-55.
40. World Health Organization. Declaration of Alma Ata. *Lancet* 1978; **2**(8098): 1040.
41. Walley J, Lawn JE, Tinker A, et al. Primary health care: making Alma-Ata a reality. *The Lancet* 2008; **372**(9642): 1001-7.
42. Rohde JE, Cousens S, Chopra M, et al. 30 years after Alma-Ata: has primary health care worked in countries? *The Lancet* 2008; **372**(9642): 950-61.
43. Chen Z. Launch of the health-care reform plan in China. *Lancet (London, England)* 2009; **373**(9672): 1322-4.
44. Center for Health Statistics and Information National Health and Family Planning Commission. An analysis report of national health services survey in China. 2013. <http://www.moh.gov.cn/mohwsbwstjxxzx/s8211/201610/9f109ff40e9346fca76dd82cecf419ce.shtml> (accessed March 16 2018).
45. National Health Commission of People's Republic of China. Transcript of routine press conference on Jul 9th, 2019. 2019. <http://www.nhc.gov.cn/xcs/s7847/201907/d4a6c6559b5c4ed0ac549d46a03d532e.shtml> (accessed Aug 18 2019).