

## Atmospheric impacts and regulation framework of shipping emissions

Liu, Huan; Yi, Wen; Jalkanen, Jukka-Pekka; Luo, Zhenyu; Majamäki, Elisa; Matthias, Volker; Moldanová, Jana; Shi, Zongbo; He, Kebin

DOI:

[10.1016/j.fmre.2024.02.013](https://doi.org/10.1016/j.fmre.2024.02.013)

License:

Creative Commons: Attribution-NonCommercial-NoDerivs (CC BY-NC-ND)

### Document Version

Version created as part of publication process; publisher's layout; not normally made publicly available

### Citation for published version (Harvard):

Liu, H, Yi, W, Jalkanen, J-P, Luo, Z, Majamäki, E, Matthias, V, Moldanová, J, Shi, Z & He, K 2024, 'Atmospheric impacts and regulation framework of shipping emissions: achievements, challenges and frontiers', *Fundamental Research*. <https://doi.org/10.1016/j.fmre.2024.02.013>

[Link to publication on Research at Birmingham portal](#)

### General rights

Unless a licence is specified above, all rights (including copyright and moral rights) in this document are retained by the authors and/or the copyright holders. The express permission of the copyright holder must be obtained for any use of this material other than for purposes permitted by law.

- Users may freely distribute the URL that is used to identify this publication.
- Users may download and/or print one copy of the publication from the University of Birmingham research portal for the purpose of private study or non-commercial research.
- User may use extracts from the document in line with the concept of 'fair dealing' under the Copyright, Designs and Patents Act 1988 (?)
- Users may not further distribute the material nor use it for the purposes of commercial gain.

Where a licence is displayed above, please note the terms and conditions of the licence govern your use of this document.

When citing, please reference the published version.

### Take down policy

While the University of Birmingham exercises care and attention in making items available there are rare occasions when an item has been uploaded in error or has been deemed to be commercially or otherwise sensitive.

If you believe that this is the case for this document, please contact [UBIRA@lists.bham.ac.uk](mailto:UBIRA@lists.bham.ac.uk) providing details and we will remove access to the work immediately and investigate.

## Journal Pre-proof

Atmospheric impacts and regulation framework of shipping emissions: achievements, challenges and frontiers

Huan Liu , Wen Yi , Jukka-Pekka Jalkanen , Zhenyu Luo ,  
Elisa Majamäki , Volker Matthias , Jana Moldanová , Zongbo Shi ,  
Kebin He

PII: S2667-3258(24)00109-2  
DOI: <https://doi.org/10.1016/j.fmre.2024.02.013>  
Reference: FMRE 753



To appear in: *Fundamental Research*

Received date: 15 December 2023  
Revised date: 8 January 2024  
Accepted date: 25 February 2024

Please cite this article as: Huan Liu , Wen Yi , Jukka-Pekka Jalkanen , Zhenyu Luo ,  
Elisa Majamäki , Volker Matthias , Jana Moldanová , Zongbo Shi , Kebin He , Atmospheric im-  
pacts and regulation framework of shipping emissions: achievements, challenges and frontiers,  
*Fundamental Research* (2024), doi: <https://doi.org/10.1016/j.fmre.2024.02.013>

This is a PDF file of an article that has undergone enhancements after acceptance, such as the addition of a cover page and metadata, and formatting for readability, but it is not yet the definitive version of record. This version will undergo additional copyediting, typesetting and review before it is published in its final form, but we are providing this version to give early visibility of the article. Please note that, during the production process, errors may be discovered which could affect the content, and all legal disclaimers that apply to the journal pertain.

© 2024 The Authors. Publishing Services by Elsevier B.V. on behalf of KeAi Communications Co. Ltd.

This is an open access article under the CC BY-NC-ND license  
(<http://creativecommons.org/licenses/by-nc-nd/4.0/>)

# Atmospheric impacts and regulation framework of shipping emissions: achievements, challenges and frontiers

Huan Liu<sup>a,+,\*</sup>, Wen Yi<sup>a,+</sup>, Jukka-Pekka Jalkanen<sup>b</sup>, Zhenyu Luo<sup>a</sup>, Elisa Majamäki<sup>b</sup>, Volker Matthias<sup>c</sup>, Jana Moldanová<sup>d</sup>, Zongbo Shi<sup>e</sup>, Kebin He<sup>a</sup>

<sup>a</sup> State Key Joint Laboratory of ESPC, School of Environment, Tsinghua University, Beijing 100084, China

<sup>b</sup> Atmospheric Composition Research, Finnish Meteorological Institute, P.O. Box 503, FI-00110 Helsinki, Finland

<sup>c</sup> Helmholtz-Zentrum Hereon, Institute of Coastal Environmental Chemistry, 21502 Geesthacht, Germany

<sup>d</sup> IVL, Swedish Environmental Research Institute, 41133 Gothenburg, Sweden

<sup>e</sup> School of Geography, Earth and Environmental Sciences, University of Birmingham, Birmingham, B15 2TT, United Kingdom

*\*Correspondence to: liu\_env@tsinghua.edu.cn (H. Liu)*

*+These authors contributed equally to this work*

**Abstract:** Currently, over 80% of the international trade volume is carried by sea. Marked by persistent growth, evident atmospheric impacts, intricate mitigation challenges, international shipping has been recognized as one of the most “hard-to-abate” sectors gathering increasing attention from both academic community and governmental sectors in recent years. Against the backdrop of the ambitious climate and clean air objectives, the quantitative shipping emission characterization, impact assessment and policy effectiveness research are not only fundamental to understand the status quo and ramifications of shipping emissions but also beneficial for future emission regulations. Here, we summarized the achievements in shipping emission modelling and impact research in the past two decades, and identified the challenges lying in the transition pathway towards a clean and carbon-neutral shipping. To address the pressing demand for this, we proposed an innovative framework which aims to facilitate emission abatement. Finally, promising directions for future work were delineated, including the indirect effects of shipping emitted aerosols on the climate, the emissions and impacts of novel contaminants, synergies and conflicts

among different emission reduction measures, projections on future shipping emission inventories, Arctic shipping emissions, etc.

**Keywords:** shipping emissions, atmospheric impacts, trade-based framework, models, challenges, future directions

## 1 Introduction

Shipping exhibits characteristics of higher efficiency and lower costs relative to other modes of transportation. Over 80% of the volume of international trade is carried by sea [1]. However, greenhouse gas (GHG) and air pollutant emissions from international shipping should not be overlooked, accounting for approximately 3% for CO<sub>2</sub>, 9% for SO<sub>x</sub>, 17% for NO<sub>x</sub>, 4% for primary PM<sub>2.5</sub> and 4% for NMVOC emissions from all anthropogenic sources in 2018 [3]. Previous studies have underscored the significance of the clean and carbon-neutral transition of shipping in achieving objectives related to clean air and climate targets [2]. Yet as the transition unfolds, new concerns inevitably arise. At this point of time, it is urgent for us to recap our knowledge on shipping emissions and their impacts, identify the major obstacles and challenges in the way, as well as identify the emerging scientific inquiries for future research. Therefore, aims of this perspective include: 1) review the progress and achievements in quantifying shipping emissions and unveiling their atmospheric impacts; 2) recognize challenges in shipping emission mitigations; 3) propose a trade-based framework to reduce shipping emissions; 4) identify future directions in the general fields of shipping emission, impacts and regulations.

## 2 Outstanding progress in shipping emission and impact research

There has been a sustained evolution for shipping emission modelling methods, generally following the course of archiving detailed fleet information, high resolution, and even real-time feasibility currently. In the 1990s, shipping emission modelling was based on statistical data of fuel consumption and voluntary reporting of harbor arrivals/departures. During the last 15 years, with the advent of mandatory reporting

systems, such as Automatic Identification System (AIS), and big data processing technology, near real-time tracking of ship movements and emission simulations have become prevalent. Several research groups have established shipping emission inventories with high spatiotemporal resolution by developing bottom-up models based on AIS data, unlocking new insights into dynamics of shipping emissions nowadays. Several typical shipping emission models include STEAM developed by Finnish Meteorological Institute [4], SEIM developed by Tsinghua University [5], MariTEAM developed by Norwegian University of Science and Technology [6], etc.

The spatiotemporally resolved shipping emission inventories are well adapted to various chemical transport models and climate models, therefore providing fundamental data for modelling their environmental impacts on various scales from local to global. Interactions between air pollutants emitted from shipping and other sources such as on-road traffic or agriculture are also stressed in a number of studies. Generally, indicated by chemical transport models, shipping emissions could be the major contributors to air pollution as well as premature deaths in coastal and riverside areas. From the perspective of climate impacts, it is recognized that black carbon from ships had warmed the lower atmosphere, but shipping emissions primarily affect climate through aerosol indirect effects on clouds, with model estimates ranging from negligible to moderate ( $-0.18 \text{ W m}^{-2}$ ), and large ( $-0.19$  to  $-0.60 \text{ W m}^{-2}$ ) [3]. There remain large uncertainties, however, with more recent studies suggesting that previous estimates of the indirect effects from shipping emissions may be underestimated as they produce “invisible” ship tracks [7].

In addition, top-down satellite data observations can support bottom-up studies by filling in the gaps of ship activity, providing measurements of air pollutants in the atmospheric column and offering additional datasets of ambient conditions in various parts of the planet. Fig. 1 shows a scheme of shipping emission modelling and atmospheric impacts. The combination of observations, emissions and modelling has made it increasingly complete and multifaceted for shipping emission modelling and impact research fields [8].

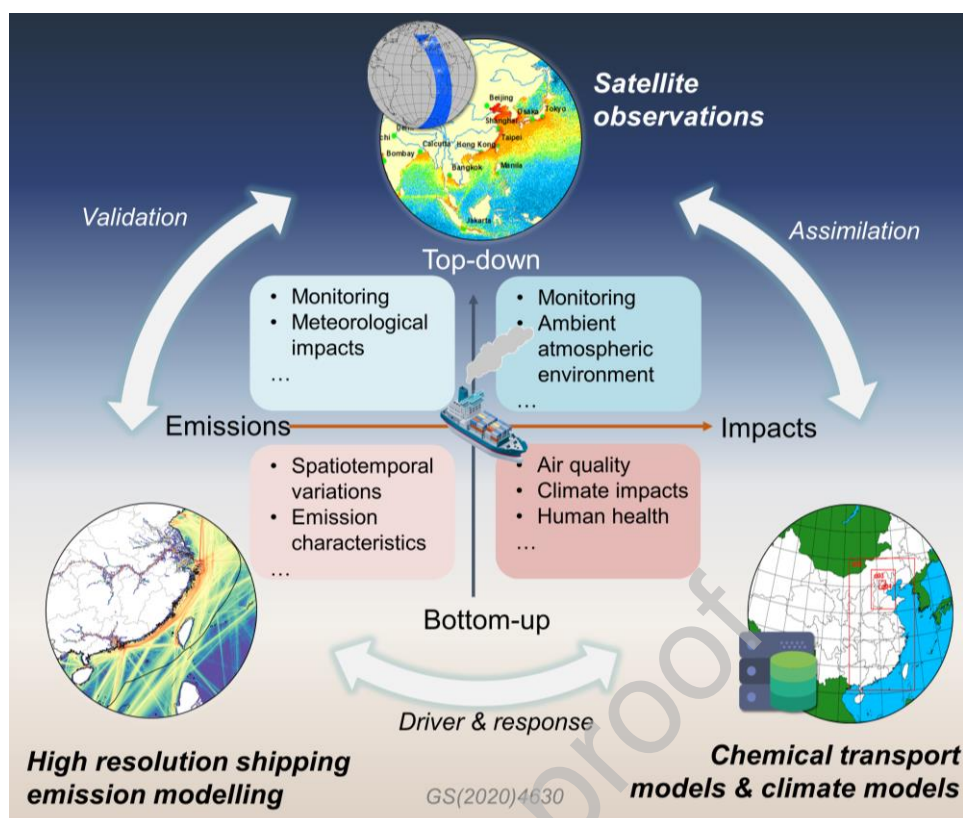


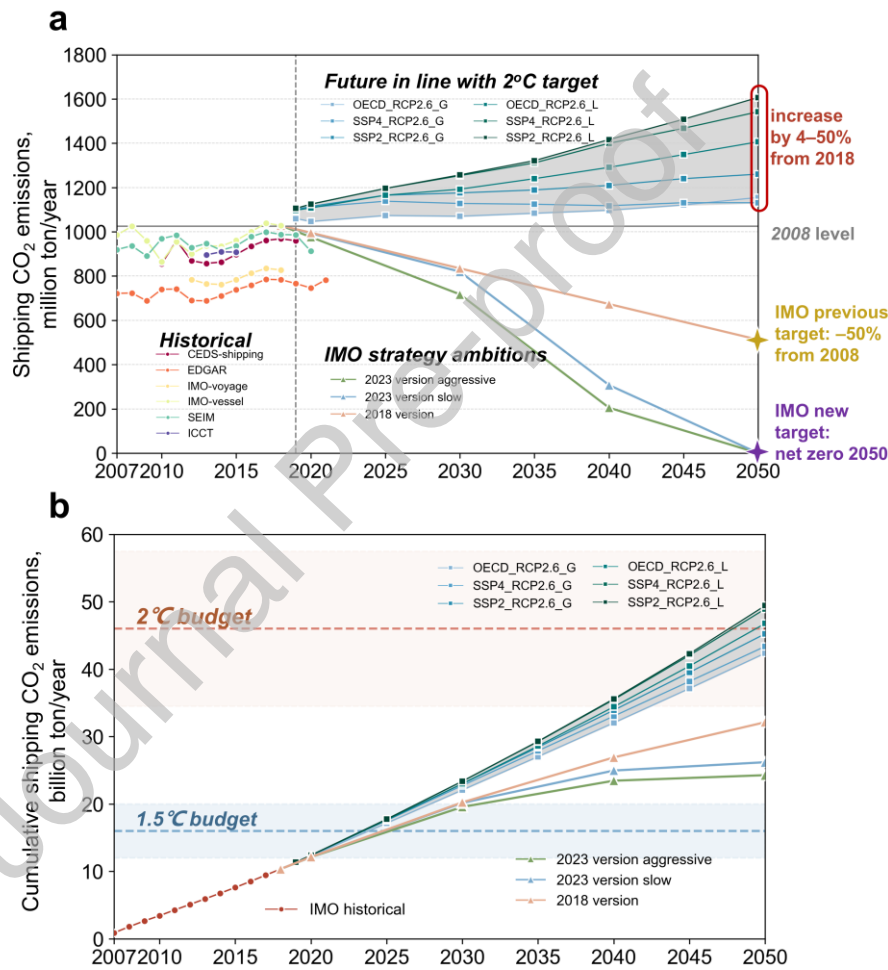
Fig. 1. A scheme of shipping emission modelling and atmospheric impact research [8].

### 3 Challenges to achieve carbon-neutral and clean shipping

The significant achievements in the field of shipping emission characterization have enhanced our understanding of the characteristics and variations of shipping emissions. However, practical challenges persist in controlling and mitigating shipping emissions. IMO plays a pivotal role in mitigating shipping GHGs and air pollutants. Since 1 January, 2020, the IMO limits of fuel sulfur content have decreased from 3.5% to 0.5% m/m, drastically cutting shipping  $\text{SO}_x$  emissions impacts on air quality. However, the possibility to continue use of high-sulfur fuels in combination with scrubbers endangers marine environment by release of toxic and acidifying species to the sea. Ships play a major role in  $\text{NO}_x$  emissions. The IMO  $\text{NO}_x$  emission limits (Tier system) are in place, however, they only apply to the newly-built. As ships have a long lifetime, these emissions are expected to continue until the next decade. Policy compliance is another problem. European coasts have recently revealed that the Tier II vessels, supposedly emitting ~20% less than Tier I vessels, are actually emitting more and there is a high level of non-compliance of the few sailing Tier III ships [9].

International shipping has been recognized as one of the most difficult sectors to decarbonize. Shown in Fig. 2. a), the control of  $\text{CO}_2$  emissions from international

shipping has been slow and iterative historically. CO<sub>2</sub> emissions from international shipping as measured by the IMO in 2018 are almost at the same level as in 2008 and have been predicted to rise by 4-50% in 2050 compared to 2018 [10]. If future ship emissions are well controlled under the 2023 IMO Strategy framework, i.e., net zero around 2050, international shipping will at least be in line with the 2°C target, but still face considerable challenges in striving for the 1.5°C target, as shown in Fig. 2. b).



**Fig. 2. Historical, future and pathways of 2023 IMO Strategy in terms of a) annual and b) cumulative tank-to-wake CO<sub>2</sub> emissions from international shipping.** The legends are basically divided into 3 sections. For the “Historical” part, legends represent various data sources, i.e., CEDS [11], EDGAR [12], IMO [10], SEIM [13], ICCT [14]. For the “Future in line with 2°C target” part, we

gathered projection data under RCP2.6-based scenarios by Fourth IMO GHG Study (Faber et al., 2020). For the “IMO strategy ambitions” part, “2018 version” represents what the pathway of international shipping will look like assuming the 2018 version of IMO initiatives will be adopted. “2023 version” complies with 2023 IMO Strategy. By “aggressive” we assume that the higher rate of CO<sub>2</sub> emission reduction envisioned by the indicative checkpoints is achieved. By “slow” the lower.

The 2023 IMO Strategy will bring measures like energy efficiency improvement and climate-friendly fuels employment which along with GHG will also cut emissions of air pollutants. However, close attention needs to be paid to trade-offs such as emissions of ammonia and N<sub>2</sub>O from use of ammonia fuel or emissions of aldehydes, other toxic organic species or CH<sub>4</sub> from carbonaceous fuels. Stringent emission limits should be called for pollutants not covered by current IMO regulations. Studies have combined current or upcoming regulations with shipping emission models and chemistry transport models to assess the future shipping emissions’ impacts, providing insights for policy making. However, description of technical properties of the fleet and knowledge of the ambient conditions are still lacking to create a credible prediction for emissions and their impacts.

## 4 Trade-based mitigation framework

In order to address the obstacles and motivate the international shipping to reduce CO<sub>2</sub> emissions as soon as possible, we have proposed an innovative trade-based framework for international shipping CO<sub>2</sub> emission reduction, based on the analysis of millions of shipping voyage energy efficiency and trade-related characteristics of international shipping (VoySEIM-GTEMS model chain) [15], as illustrated in Fig. 3. The framework aims at motivating Importer, Carrier and Exporter (ICE community), to reduce shipping emissions cooperatively, by rewarding them with credits for emission reduction through technological promotion and route optimization. The left panel of Fig. 3 displays the trade emission efficiency index matrix based VoySEIM-GTEMS, forming the basis for quantifying emission reduction credits for ICE community. The right panel of Fig. 3 illustrates the prospects of emission reductions under optimal conditions brought about by trade optimization. The specific mechanisms of incentives of the framework are as follows. On the one hand, when



carriers apply carbon-neutral technology or operation improvement, the credits are generated and allocated to the corresponding importing and exporting countries, thereby stimulating their motivation to purchase advanced carbon-neutral technology and energy. On the other hand, the emissions saved by choosing adjacent trade partners instead of distant ones would also be recorded as extra credits for importers and exporters. Trade optimization, if exploited to its maximum potential, could reduce emissions from international shipping by 38% compared with the status quo, representing a huge short- and mid-term breakthrough in shipping emission reductions. Compared to existing measures, the distinctive feature of this framework lies in its ability to stimulate nations to accelerate shipping emission reduction processes by altering shipping costs. The inherent trade structure may pose a great challenge in implementation, yet the transformation of trade structures, however, could potentially be encouraged through the augmentation of credits. Although the framework is still in a theoretical stage, it harbors significant potential for emission reductions and can serve as a robust reference for IMO in formulating mid-term techno-economic measures.

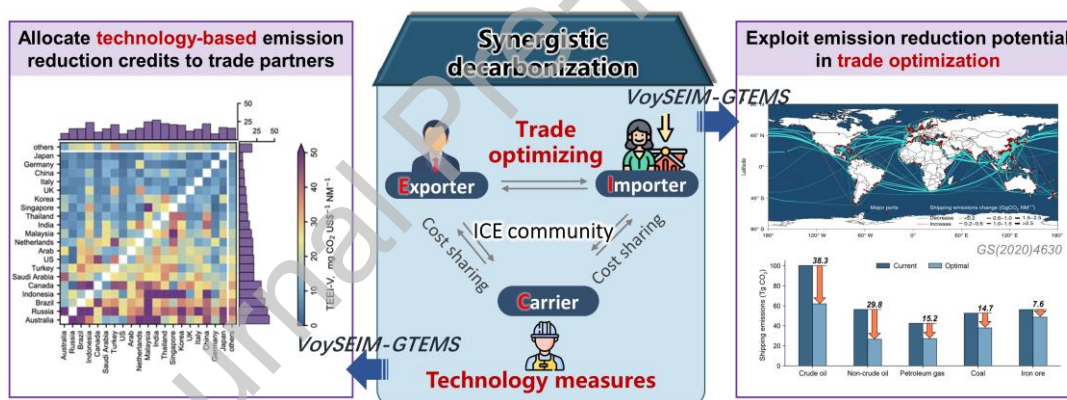


Fig. 3. A scheme of the ICE framework for international shipping to reduce CO<sub>2</sub> emissions by motivating new technologies and route optimization.

## 5 Towards a climate-friendly and health-harmless shipping

Overall, existing research models and tools for shipping emission modelling and impacts assessment, including air quality and climate impacts, have been gradually maturing and extensively employed in academic research and policy-making. The future directions in this area lie in the impact of indirect effects of shipping emitted aerosols on the climate and the emissions and impacts of VOCs and other non-CO<sub>2</sub> GHGs, where large uncertainties still remain.

The mitigation of GHG and air pollutant emissions from ships has been progressing slowly. On the one hand, the lagging replacement of the global fleet

hindered the effectiveness of NO<sub>x</sub> Tier standard upgrade and adaptation of alternative fuel. On the other hand, the imperfection of the IMO policy system is also hindering the process. Several policy weaknesses summarized above include the employment of scrubbers, insufficient NO<sub>x</sub> limitations, non-compliance to policies, and lack of coverage on non-CO<sub>2</sub> GHGs. Besides, the synergies and conflicts among different measures still lack comprehensive evaluation. For example, if CCS was installed on ships to address the carbon border adjustment mechanism by Europe, the utilization of shipping capacity was reduced. Is this a right solution when the whole planet needs to rely on efficiency to cut every gram of non-necessary carbon emission? The optimization of such a complex system remains a challenge.

Looking forward, continuous growth of maritime transport, ambitions to reduce the emissions of GHGs and air pollutants from shipping and initiatives to limit the effects of shipping on the environment will shape the future for international shipping. Future emission inventories will have to take emission factors for alternative fuels, emerging Arctic routes, fleet structure variations, etc. into account. Particularly, research on life cycle assessment of alternative fuels should also be addressed, with attention to the impact of new species such as NH<sub>3</sub> and aldehyde.

## Declaration of competing interest

The authors declare that they have no conflicts of interest in this work.

## Acknowledgements

This research has been supported by National Natural Science Foundation of China (42325505 and U2233203 to H.L.) and National Key Research and Development Program of China (2022YFC3704200)

## 6 References

- [1] United Nations Conference on Trade and Development (UNCTAD), Review of Maritime Transport 2023. <https://unctad.org/publication/review-maritime-transport-2023>, 2023 (accessed 29 November 2023)
- [2] Davis, S. J., Lewis, N. S., Shaner, M., et al. Net-zero emissions energy systems. *SCIENCE*, 360(2018), 1419-+, Article eaas9793. <https://doi.org/10.1126/science.aas9793>
- [3] Shi, Z., Endres, S., Rutgersson, A., et al. Perspectives on shipping emissions and their impacts on the surface ocean and lower atmosphere: An environmental-social-

economic dimension. *Elementa: Science of the Anthropocene*, 11(2023), 00052. <https://doi.org/10.1525/elementa.2023.00052>

[4] Johansson, L., Jalkanen, J.-P., & Kukkonen, J. Global assessment of shipping emissions in 2015 on a high spatial and temporal resolution. *Atmospheric Environment*, 167(2017), 403-415. <https://doi.org/10.1016/j.atmosenv.2017.08.042>

[5] Liu, H., Fu, M., Jin, X., et al. Health and climate impacts of ocean-going vessels in East Asia. *Nature Climate Change*, 6(2016), 1037-1041. <https://doi.org/10.1038/nclimate3083>

[6] Kramel, D., Muri, H., Kim, Y., et al. Global Shipping Emissions from a Well-to-Wake Perspective: The MariTEAM Model. *Environmental Science & Technology*, 55(2021), 15040-15050. <https://doi.org/10.1021/acs.est.1c03937>

[7] Manshausen, P., Watson-Parris, D., Christensen, M. W., et al. Invisible ship tracks show large cloud sensitivity to aerosol. *Nature*, 610(2022), 101-106. <https://doi.org/10.1038/s41586-022-05122-0>

[8] Luo, Z., He, T., Yi, W., et al. Advancing shipping NO<sub>x</sub> pollution estimation through a satellite-based approach. *PNAS Nexus*, pgad430(2023). <https://doi.org/10.1093/pnasnexus/pgad430>

[9] Van Roy, W., Van Roozendaal, B., Vigin, L., et al. International maritime regulation decreases sulphur dioxide but increases nitrogen oxide emissions in the North and Baltic Sea. *Communications Earth & Environment*, 4(2023), 391. <https://doi.org/10.1038/s43247-023-01050-7>

[10] International Maritime Organization (IMO), Forth IMO Greenhouse gas study. <https://www.imo.org/en/OurWork/Environment/Pages/Fourth-IMO-Greenhouse-Gas-Study-2020.aspx>, 2020

[11] McDuffie, E. E., Smith, S. J., O'Rourke, P., et al. A global anthropogenic emission inventory of atmospheric pollutants from sector- and fuel-specific sources (1970–2017): an application of the Community Emissions Data System (CEDS). *Earth System Science Data*, 12(2020), 3413-3442. <https://doi.org/10.5194/essd-12-3413-2020>

[12] GHG emissions of all world countries - 2021 Report. [https://edgar.jrc.ec.europa.eu/report\\_2021](https://edgar.jrc.ec.europa.eu/report_2021), 2021

[13] Wang, X., Yi, W., Lv, Z., et al. Ship emissions around China under gradually promoted control policies from 2016 to 2019. *Atmospheric Chemistry and Physics*, 21(2021), 13835-13853. <https://doi.org/10.5194/acp-21-13835-2021>

[14] Greenhouse Gas Emissions From Global Shipping, 2013–2015. <https://theicct.org/publication/greenhouse-gas-emissions-from-global-shipping-2013-2015/>, 2017

[15] Wang, X.-T., Liu, H., Lv, Z.-F., et al. Trade-linked shipping CO<sub>2</sub> emissions. *Nature Climate Change*, 11(2021), 945-951. <https://doi.org/10.1038/s41558-021-01176-6>



**Huan Liu** is a professor and doctoral supervisor of School of Environment, Tsinghua University, China, where she obtained her bachelor and Ph.D. degrees. She receives National Outstanding Youth Science Fund from National Natural Science Foundation of China, the Newton Advanced Fellowship from the Royal Society, and the National Science Distinguished Young Scholar Fund from National Natural Science Foundation of China. She is the editorial board member of ACS ES&T Engineering, Atmospheric Environment: X, Environmental Research: Infrastructure and Sustainability, and Journal of Environmental Sciences. Her researches focus on the multi-scale traffic emissions and atmospheric effects, with publications in *Nature Climate Change*, *Nature Sustainability*, *Nature Communications*, *National Science Review*, and other leading journals.



**Wen Yi** is a Ph.D. student at the School of Environment, Tsinghua University. She received her Bachelor degree of Engineering in Environmental Engineering from Renmin University. Her work is mainly related to international shipping decarbonization pathways, Arctic shipping emission projections and associated atmospheric impacts. She has published articles on *PNAS Nexus*, *Atmospheric Chemistry and Physics*, *Environmental Science & Technology* as a co-author.

#### **Declaration of interests**

☒ The authors declare that they have no known competing financial interests or personal relationships that could have appeared to influence the work reported in this paper.

☐ The authors declare the following financial interests/personal relationships which may be considered as potential competing interests:

--

Journal Pre-proof