

Applications of blockchain and artificial intelligence technologies for enabling prosumers in smart grids

Hua, Weiqi; Chen, Ying; Qadrdan, Meysam; Jiang, Jing; Sun, Hongjian; Wu, Jianzhong

DOI:

[10.1016/j.rser.2022.112308](https://doi.org/10.1016/j.rser.2022.112308)

License:

Creative Commons: Attribution (CC BY)

Document Version

Publisher's PDF, also known as Version of record

Citation for published version (Harvard):

Hua, W, Chen, Y, Qadrdan, M, Jiang, J, Sun, H & Wu, J 2022, 'Applications of blockchain and artificial intelligence technologies for enabling prosumers in smart grids: A review', *Renewable and Sustainable Energy Reviews*, vol. 161, 112308. <https://doi.org/10.1016/j.rser.2022.112308>

[Link to publication on Research at Birmingham portal](#)

General rights

Unless a licence is specified above, all rights (including copyright and moral rights) in this document are retained by the authors and/or the copyright holders. The express permission of the copyright holder must be obtained for any use of this material other than for purposes permitted by law.

- Users may freely distribute the URL that is used to identify this publication.
- Users may download and/or print one copy of the publication from the University of Birmingham research portal for the purpose of private study or non-commercial research.
- User may use extracts from the document in line with the concept of 'fair dealing' under the Copyright, Designs and Patents Act 1988 (?)
- Users may not further distribute the material nor use it for the purposes of commercial gain.


Where a licence is displayed above, please note the terms and conditions of the licence govern your use of this document.

When citing, please reference the published version.

Take down policy

While the University of Birmingham exercises care and attention in making items available there are rare occasions when an item has been uploaded in error or has been deemed to be commercially or otherwise sensitive.

If you believe that this is the case for this document, please contact UBIRA@lists.bham.ac.uk providing details and we will remove access to the work immediately and investigate.



Applications of blockchain and artificial intelligence technologies for enabling prosumers in smart grids: A review

WeiQi Hua^a, Ying Chen^b, Meysam Qadrdan^c, Jing Jiang^d, Hongjian Sun^{e,*}, Jianzhong Wu^c

^a Department of Engineering Science, University of Oxford, Oxford OX1 3QG, UK

^b KPMG Huazhen LLP Shanghai Branch, 200010, Shanghai, China

^c School of Engineering, Cardiff University, Cardiff CF24 3AA, UK

^d Department of Mathematics, Physics and Electrical Engineering, University of Northumbria, Newcastle NE1 8ST, UK

^e Department of Engineering, Durham University, DH1 3LE, Durham, UK

ARTICLE INFO

Keywords:

Artificial intelligence
Blockchain
Energy scheduling
Net zero emission
Peer-to-peer trading
Prosumers
Renewable energy
Smart grids

ABSTRACT

Governments' net zero emission target aims at increasing the share of renewable energy sources as well as influencing the behaviours of consumers to support the cost-effective balancing of energy supply and demand. These will be achieved by the advanced information and control infrastructures of smart grids which allow the interoperability among various stakeholders. Under this circumstance, increasing number of consumers produce, store, and consume energy, giving them a new role of prosumers. The integration of prosumers and accommodation of incurred bidirectional flows of energy and information rely on two key factors: flexible structures of energy markets and intelligent operations of power systems. The blockchain and artificial intelligence (AI) are innovative technologies to fulfil these two factors, by which the blockchain provides decentralised trading platforms for energy markets and the AI supports the optimal operational control of power systems. This paper attempts to address how to incorporate the blockchain and AI in the smart grids for facilitating prosumers to participate in energy markets. To achieve this objective, first, this paper reviews how policy designs price carbon emissions caused by the fossil-fuel based generation so as to facilitate the integration of prosumers with renewable energy sources. Second, the potential structures of energy markets with the support of the blockchain technologies are discussed. Last, how to apply the AI for enhancing the state monitoring and decision making during the operations of power systems is introduced.

1. Introduction

The power systems represent around 40% of global carbon emissions from the combustion of fossil fuels [1]. In efforts to meet the targets of net zero power systems, policy makers formulate measures for facilitating the integration of renewable energy sources (RESs) and encouraging changes in energy consumption behaviours. The smart grids refer to an intelligent power network which cost-effectively integrates information and control infrastructures to allow more reliable and efficient operations of power systems [2]. From the perspective of information system infrastructure, the smart grids enable bidirectional communications between stakeholders in power systems such as the system operator, generators, and consumers, which facilitates the optimal operation of generators and the active engagement of consumers [3]. From the control perspective, the interoperability of the smart grids enables the optimal coordination of various entities such as

generation units or loads, to cooperatively achieve the overall benefits of power systems [4].

The regulatory supports and advances of smart grids enable consumers to actively produce, consume, and store energy through using distributed RESs, storage devices, and advanced metering infrastructures. The energy markets are transitioning to recognise and promote the emerging role of prosumers [5]. The prosumers are small or medium sized energy users [6], e.g., residents, businesses, and industries, who also generate energy on-site, and strategically exchange energy with the utility grid or other prosumers to meet their own demand or make profits from the energy arbitrage. The emerging role of prosumers is expected to promote the demand side management (DSM) and therefore reduce the dependency on the fossil-fuel based generation with the long-distance transmission. Nevertheless, the involvement of prosumers also brings the following challenges from the perspectives of energy markets and power systems:

* Corresponding author.

E-mail addresses: huaw5@cardiff.ac.uk (W. Hua), cynthia.cy.chen@kpmg.com (Y. Chen), qadrdanm@cardiff.ac.uk (M. Qadrdan), jing.jiang@northumbria.ac.uk (J. Jiang), hongjian.sun@durham.ac.uk (H. Sun), wuj5@cardiff.ac.uk (J. Wu).

<https://doi.org/10.1016/j.rser.2022.112308>

Received 18 February 2021; Received in revised form 27 December 2021; Accepted 20 February 2022

Available online 17 March 2022

1364-0321/© 2022 The Authors. Published by Elsevier Ltd. This is an open access article under the CC BY license (<http://creativecommons.org/licenses/by/4.0/>).

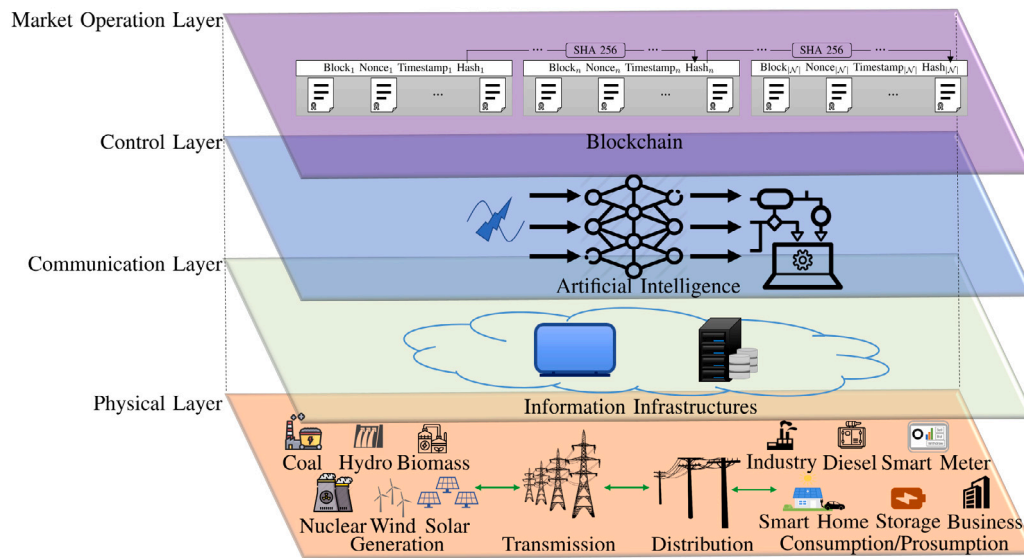


Fig. 1. Conceptual graph of incorporating the blockchain and artificial intelligence in smart grids.

- The structures of current energy markets are not suitable to accommodate the role of prosumers, since energy pricing schemes and balancing mechanisms are independent of the behaviours of energy exchange among prosumers [7,8].

- The information infrastructures of the current power systems cannot handle the increasing information flows caused by the decision making and transactions of large amounts of distributed prosumers [9].

- Given limited budgets for small or medium sized prosumers' control systems, it is hard for them to exploit historical data for optimally scheduling the generation and consumption according to their specific energy patterns [10].

- It is challenging to accurately predict prosumption behaviours given uncertainties caused by the intermittency of distributed RESs and flexible demand [11].

Flexible structures of energy markets and intelligent operations of power systems are two crucial factors for addressing these challenges. These two factors can be fulfilled by recent scientific innovations on the blockchain and artificial intelligence (AI). From the perspective of the energy market, the blockchain provides the trading platform and technical supports for decentralised energy markets which are open and accessible to individual prosumers with the enhanced automation, security, and privacy [12]. From the operational perspective, the AI supports control systems to strategically make decisions for optimising system operations and achieving certain goals [13], such as saving electricity bills, improving generating profits, mitigating carbon emissions, and predicting system uncertainties. The decisions are yielded by intelligent controlling approaches, such as the optimisation, game theory, and machine learning, which can take advantage of historical data from power systems. The conceptual graph of incorporating the blockchain and AI in smart grids with the prosumers' integration is presented in Fig. 1.

The review presented in this paper is inspired by the issue of how the applications of blockchain and AI in smart grids could enable the integration of prosumers to decarbonise power systems. The rest of this paper is organised as follows: From the regulatory aspect, Section 2 introduces how to trace carbon emissions and then impose the carbon cost on fossil-fuel based generation while promote the engagement of prosumers with the distributed RESs. From the aspect of market structures, Section 3 identifies the potential structures of energy markets when integrating the role of prosumers, and reviews the research on blockchain implemented in decentralised energy trading. From the operational aspect, Section 4 reviews the research on how the AI supports the control and decision making of stakeholders in power systems. Section 5 draws the conclusion of this paper.

2. Carbon emissions tracing and pricing

This section reviews approaches for carbon emissions tracing in power systems as a foundation to inform the policy design, and then discusses how international regulations and existing research price carbon emissions from the fossil-fuel based energy generation.

2.1. Carbon emissions tracing in power systems

In the context of this review paper, the term of *carbon emissions* refers to the carbon dioxide equivalent which is a metric to measure the emissions from various greenhouse sources by converting the amounts of these sources to the equivalent amount of the carbon dioxide according to their global warming potentials [14]. The carbon emissions from power systems can be accounted by the carbon intensities or carbon emission flows (CEFs). The carbon intensities quantify the amount of carbon emissions per unit of energy generation by evaluating the carbon content of fossil fuels and generating efficiency [15]. The CEFs trace carbon emissions from generation when the power is transmitted and consumed [16], which is crucial for fairly allocating the responsibilities of carbon reduction and encouraging the demand side engagement.

2.1.1. Carbon intensities

Evaluation of carbon intensities has been focused by a majority of research [17–20]. The research in [18] investigated the relationship between the dynamic carbon intensities and the levels of the part-load operation of fossil-fuel based power stations using historical data from power systems. The marginal generators, e.g., coal and gas, are generators which respond to the changes of RESs outputs by operating at the part-load state [18]. The part-load operation of the marginal generators would reduce efficiencies, which consumes more fossil fuels and raises the carbon intensities. To further investigate the impacts of this part-load operation on the carbon emissions, researchers analysed the historical data of all generation sources [17], marginal generators [19], and demand [21], through which three corresponding types of emission factors were defined: the average emission factor, marginal displacement factor, and marginal emission factor. The average emission factor quantifies the part-load impacts on the annual average carbon emissions from all power generation sources; The marginal displacement factor quantifies the part-load impacts on the carbon emissions from generators operating at the margin; The marginal emission factor quantifies the part-load impacts on the carbon emissions

from the marginal changes of the power demand. Moreover, to audit the carbon emissions caused by the RESs, the long-term average carbon intensities evaluated by the life-cycle carbon analysis [22] are used.

2.1.2. Carbon emission flows

To facilitate the demand side engagement for decarbonising power systems, the responsibilities of carbon emissions from generators can be shared by consumers and prosumers, since the consumption and power import from the utility grid are the primary driver to the fossil-fuel based generation. Sharing the responsibilities of carbon emissions requires the information of how much carbon emissions are produced by generators when transmitting and consuming per unit of energy. This information can be obtained by analysing the topological structures and power flows of power networks using the CEFs. The CEFs are virtual network flows concurrent with the power flows to analyse the responsibilities of carbon emissions for every component of power networks including transmission lines and loads [16]. The approach of CEFs has been focused in the literature. The concept of CEFs was initially created from international trades to audit carbon responsibilities among countries. Ståhls et al. [23] analysed the international carbon flows from a consumption-based perspective and identified the portion of carbon emissions from industrial exports. Further research implemented this concept into power systems to identify the carbon emissions incurred by consumption behaviours. In [24], an approach was developed for analysing the CEFs to determine the indirect carbon emissions caused by consumption behaviours, by which the regional variation of carbon emissions was identified. Kang et al. [25] quantified the carbon emissions from the power delivery process by analysing the operational characteristics and topological structures of power networks.

2.2. Policy design for pricing carbon emissions

The carbon pricing is a market based policy to address carbon emissions caused by the combustion of fossil fuels [26]. This policy enforces the pollutant emitters to compensate the environmental damage in a monetary manner, which increases the costs of using fossil fuels and subsequently encourages the engagement of prosumers with their distributed RESs. Two primary forms of carbon pricing are the carbon tax and emissions trading scheme. By the end of 2019, the policy of carbon pricing has been implemented in 46 countries, of which 25 countries adopt the carbon tax and 21 countries adopt the emissions trading scheme [27].

2.2.1. Carbon tax

The carbon tax levies a fixed rate on carbon content of fossil fuels [28]. This fixed rate is determined by the social cost of carbon which quantifies the marginal damage costs of carbon emissions to the society [29].

2.2.2. Emissions trading scheme

The emissions trading scheme, also known as the cap-and-trade scheme, is an alternative form to the carbon tax. Under the emissions trading scheme, the policy makers allocate a certain amount of carbon allowances for a given time period [30]. Carbon producers are obliged to have an enough amount of carbon allowances covering the amount of their carbon emissions. The surplus or deficiency of carbon allowances can be traded among these carbon producers [31].

Nonetheless, an inappropriate carbon price determined by the emissions trading scheme would inefficiently deliver the targets of carbon reduction. If the carbon price lies below the social cost of carbon or the rate at which the targets of carbon reduction can be achieved, it would insufficiently stimulate the mitigation of carbon emissions; If the carbon price in one region is higher than the carbon price in another region, the market competitiveness of carbon producers in the high-price region would be harmed. The carbon producers are prone to

discharging carbon emissions in the low-price region, while the total amount of carbon emissions remains unchanged, which is defined as the carbon leakage issue [32].

To overcome the issue of an inappropriate carbon price, the carbon price floor and ceiling are implemented in current international carbon markets by setting additional limits to carbon prices [33]. For the case of the U.K. carbon market, since the carbon price of the E.U. emissions trading scheme is lower than the social cost of carbon in the U.K., the carbon price had failed to incentivise the U.K. coal-to-gas transition before 2013 [34]. Afterwards, the U.K. has formulated the carbon price floor as the lower bound of the carbon prices from the E.U. emissions trading scheme. The U.S. has set a similar price floor and facilitated the carbon auctions since 2009 [35]. In New Zealand, a carbon price ceiling has been enacted by a fixed price option to prevent high carbon prices and protect the market competitiveness of domestic carbon producers [36].

The relationship between the emissions trading scheme and energy markets is presented in Fig. 2. The emissions trading scheme is linked to the energy markets through the carbon emissions and incurred carbon cost of generation companies. As a key stakeholder in energy markets, generation companies need to register an operator holding account in order to participate in the carbon markets [37]. With this operator holding account, generation companies can (1) receive free carbon allowances from regulators if they are eligible, (2) bid carbon allowances from the auction market held by regulators, (3) buy/sell carbon allowances from/to other pollutant emitters with surplus/deficiency of carbon allowances at the secondary market, and (4) prove to regulators that their carbon allowances cover their reportable emissions.

Purchasing carbon allowances, i.e., carbon cost, is a part of operational costs of generation companies, and the carbon cost varies depending on the carbon intensities of different generation technologies as

$$c_n^{\text{carbon}} = \pi^{\text{carbon}} \cdot \sum_{g \in G} \left[i_{g,n} \cdot \sum_{t \in T} (p_{g,n,t} \cdot \Delta t) \right], \quad (1)$$

where c_n^{carbon} is the carbon cost of the generation company n , π^{carbon} is the carbon price determined at the auction or secondary markets with the unit of GBP/ton, $i_{g,n}$ is the carbon intensity of the power plant g belonging to the generation company n with the unit of ton/MWh, G is the index set of all power plants belonging to the generation company n , $p_{g,n,t}$ is the power output of the power plant g belonging to the generation company n at the time step t with the unit of MW, T is the index set of time steps, and Δt is the time interval.

The life-cycle carbon intensities of different generation technologies are compared in Table 1. It can be seen from the table that the carbon intensities of fossil-fuel based generation technologies are higher than those of RESs, and therefore the generation companies with fossil-fuel based generation need to afford more carbon cost according to Eq. (1). In the energy market, the carbon cost is further passed from generation companies to consumers through wholesale energy markets and retail energy markets (see Fig. 2), in the form of increased electricity bills.

The projection of the future UK carbon cost under the UK emissions trading scheme is presented in Fig. 3, which includes four scenarios of societal changes in achieving the 2050 net zero target identified by the nationalgridESO future energy scenarios 2020 [40]. The scenario of the *steady progression* indicates the slowest path to the decarbonisation compared to other scenarios, under which the energy supply would heavily rely on the natural gas and domestic heating, while there will be slight increase of the home insulation and uptake of electric vehicles. Due to the relatively low carbon cost, this scenario would fail to achieve the net zero target by 2050. The scenario of the *system transformation* indicates a significant transformation on the supply side while slight changes on the consumers, whereas the scenario of the *consumer transformation* indicates a significant level of consumers' engagement through the high penetration of low carbon heating sources, electric vehicles, smart energy managements, and storage devices. Both

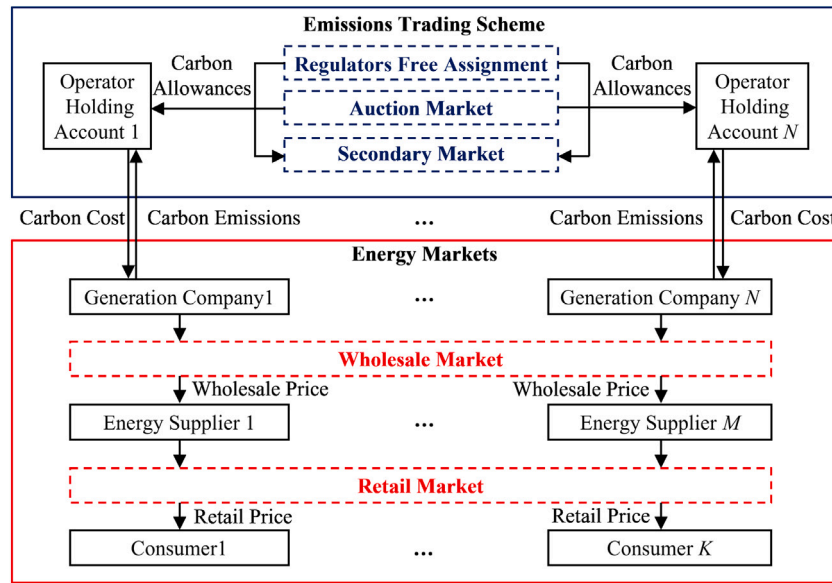


Fig. 2. Relationship between the emissions trading scheme and energy markets.

Table 1
Comparison of life-cycle carbon intensities of different generation technologies.

Carbon intensity (ton/MWh)	Coal	Gas	Biomass	Solar PV	Hydro	Wind onshore	Wind offshore	Nuclear
IPCC [38]	0.820	0.490	0.230	0.048	0.024	0.011	0.012	0.012
UNECE [39]	1.000	0.430	–	0.037	0.011	0.012	0.013	0.005

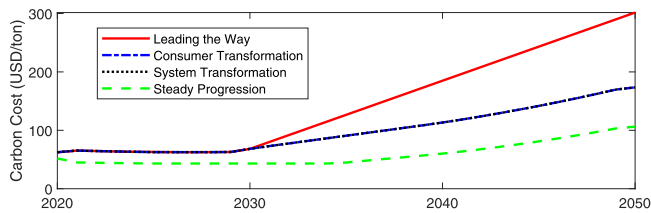


Fig. 3. The projection of the future UK carbon cost under the UK emissions trading scheme, which includes four scenarios of societal changes in achieving the 2050 net zero target identified by the nationalgridESO future energy scenarios 2020 [40].

scenarios of the system transformation and consumer transformation have the same trend of the carbon cost and will achieve the net zero target by 2050. The scenario of the *leading the way* indicates the most progressive path to the net zero target, by which different areas will achieve decarbonisation in their earliest dates with the highest consumers' engagement, improvement of energy efficiency, and investment in low carbon technologies, and therefore this scenario yields the highest carbon cost.

Given the link between the emissions trading scheme and energy markets, separately designing the carbon and energy markets would be inefficient. Recent research has highlighted the importance for coupling the energy and carbon markets. Zhang et al. [41] integrated the emissions trading scheme into the unit commitment problem of electricity generators, enabling generation companies to trade energy and carbon allowances simultaneously. Huang et al. [42] analysed how the emission price, emission quality, and time related factors drive energy generation companies to participate in the emissions trading scheme. Researchers in [43] implemented the EU emissions trading scheme to control the emissions from a group of micro-generators.

Since increasing numbers of prosumers participate in the peer-to-peer energy trading and take the responsibilities of carbon reduction, designing decentralised emissions trading scheme has drawn attentions from recent research. Fawcett [44] reviewed the personal carbon

trading undertaken by the UK government in 2008 which assigns individuals a tradable carbon allowance to cover emissions from personal energy consumption, and highlighted its importance for the individual and social change in terms of carbon reduction. A peer-to-peer trading framework was developed in [45] enabling prosumers to trade energy and carbon allowances together, in which a decentralised carbon incentive was formulated targeting on specific energy behaviours of prosumers to achieve the local energy balance and carbon reduction. Yan et al. [46] proposed a blockchain based transacting energy and carbon allowance between microgrids and the distribution system operator.

2.2.3. Comparison remark

As two well-established policy instruments, the carbon tax and emissions trading scheme have following aspects in common:

- Both the carbon tax and emissions trading scheme impose a price on carbon emissions for facilitating carbon producers to internalise the cost of environmental damages.
- Instead of the command-and-control based policy that sets out and enforces specific actions for carbon reduction, the market based policy can flexibly incentivise carbon producers for strategically responding to the carbon prices.
- Market based policy can generate public revenue through charging the carbon tax or selling the carbon allowances. This revenue can be further redistributed for investing in low carbon technologies such as RESs and the carbon capture and storage, so as to achieve the carbon revenue neutrality [47].

The differences between the carbon tax and emissions trading scheme are as follows:

- The carbon tax gives a certainty to the price of carbon emissions through a fixed tax rate, whereas the emissions trading scheme gives a certainty to the quantity of carbon emissions through the fixed total carbon allowances [48].
- The carbon tax is easier to be implemented since it is based on the established tax systems. By contrast, the emissions trading scheme is more flexible since it can embed financial innovations, e.g., peer-to-peer trading and options.

Table 2

Comparison for structures of decentralised energy markets with the integration of the role of prosumers.

	Peer-to-peer trading markets	Intermediary-based trading markets	Microgrid-based trading markets
Structure	Prosumer-centric	Community-centric	Prosumer to microgrid to utility grid (or islanded)
Control unit	Prosumers	Intermediary	Prosumers
Objective	Individual prosumers' benefits	Community's benefits	Profits for exporting (when connected to utility grid) Community's benefits (when islanded)
Pricing scheme	Prosumers' bidding/selling prices	Intermediary's bidding/selling prices	Retail prices (when connected to utility grid) Microgrid's bidding/selling prices (when islanded)
Implementation	RWE [49], Power Ledger [50]	Stem [51], Energy and Meteo Systems [52]	Asea Brown Boveri Ltd [53], LO3 Energy [54]
Advantage	Fully decentralised	Coordinated within the community	Decentralised and coordinated within the microgrid
Disadvantage	High burdens of information and control	Centralised by the intermediary	Difficulty of aligning individual prosumers' profits with microgrid benefits
Structure difference	Least structured framework	Moderate structured framework	Most structured framework
Common	Flexible structures of decentralised energy markets which accommodate increasing burdens of information and control incurred by the engagement of prosumers		

2.3. Remark of research challenges

Although the carbon pricing has been implemented as practical regulations and investigated in the literature, there are still opportunities to incorporate dynamic and decentralised policy measures targeting on high-carbon generators and consumers. This is because the long-term policy for overall power systems cannot specifically target on real-time power profiles and incurred carbon emissions.

Furthermore, with the increasing engagement of prosumers into local energy markets, tracing carbon emissions caused by individual energy patterns presents a challenge. These energy patterns are reflected by how a prosumer responds to pricing incentives through determining its on-site generation, consumption, and energy exchange. Tracing prosumer-centric carbon emissions is particularly important when assigning personal carbon allowances to individual prosumers.

3. Energy markets transition with prosumers' integration

This section identifies the potential structures of decentralised energy markets with the integration of the role of prosumers, and then reviews the research and innovations on how to exploit the blockchain technologies including smart contracts for facilitating the decentralised energy trading.

3.1. Potential structures of decentralised energy markets

A transition of energy markets towards decentralised generation and consumption is crucial for the integration of the emerging role of prosumers. The potential structures of such markets have been well investigated [5] and three primary structures are identified: (1) peer-to-peer trading markets, (2) intermediary-based trading markets, and (3) microgrid-based trading markets. These three structures of energy markets are based on the information and control infrastructures of smart grids, and categorised by the functions of control units and associated manners of the information exchange. A schematic illustration of these three structures is presented in Fig. 4, where each dot represents a control unit and each interconnected line represents an information flow. The comparison of these three structures is presented in Table 2 with details introduced as follows.

3.1.1. Peer-to-peer trading markets

The peer-to-peer trading markets are structured as a completely decentralised framework [55], under which the energy and services, e.g., DSM, storage capacities, and carbon credits, can be directly traded among prosumers. In comparison to the other two market structures, the peer-to-peer trading markets are the least structured framework. Instead of using central authorities, e.g., aggregator, as a control unit, each individual prosumer becomes an independent unit to perform control functions and exchange information with each other [56]. The behaviours of prosumers are directly incentivised by their individual

bidding/selling prices. The role of the distribution system operator remains as managing the trading platform and providing the power distribution function [57]. Hence, this framework allows individual prosumers to directly participate in energy markets while increases the burdens of control and information flows.

As practical cases, the RWE [49] has developed the peer-to-peer trading platforms integrating the functions of the decentralised generation control, grid management, communication, automation, and security. The Power Ledger [50] provides a software based peer-to-peer energy trading for 11,000 participants from residential and commercial consumers in Australia.

3.1.2. Intermediary-based trading markets

The intermediary-based trading markets are more structured than the peer-to-peer trading markets, under which an ensemble of prosumers is organised as a community such as smart buildings and virtual power plants. Each community is managed by an intermediary, e.g., aggregators or retailers, as a control unit to perform control functions and exchange information with each other. All generation sources, loads, and storage capacities within a community are pooled to collectively coordinate resources for local benefits. The intermediary can earn bonus from regulators or utilities by providing prosumers with services, e.g., the improvement of residential energy efficiency, DSM, and setup of RESs.

An example of the intermediary is the Stem [51] which has designed a platform to provide the storage service and DSM for consumers in California through the real-time optimisation and automated control. The company of Energy and Meteo Systems [52] in Germany has established a virtual power plant via a digital control centre with the services of the real-time data management, remote control of wind and solar generation, energy scheduling, DSM, and balancing management.

3.1.3. Microgrid-based trading markets

The microgrid-based trading markets are the most structured framework, under which prosumers connect to microgrids and microgrids can either connect to utility grids or operate in an islanded mode [58]. Analogous to the peer-to-peer trading markets, each individual prosumer is an independent control unit connecting to the microgrid without the intermediary. When a microgrid connects to the utility grid, prosumers can sell surplus generation to the utilities [5]. In this case, prosumers would be incentivised to generate more energy for earning profits. When a microgrid operates in an islanded mode, the surplus generation can be stored within the microgrid or used for load shifting services [59]. In this case, prosumers would be incentivised to strategically schedule their generation and consumption for the local energy balance.

As practical cases, the Asea Brown Boveri Ltd [53] provides microgrid solutions for customers to ensure the reliable, stable, and affordable power supply. The LO3 Energy [54] has developed the Brooklyn microgrid integrating 130 buildings to facilitate the DSM and improve communication infrastructures.

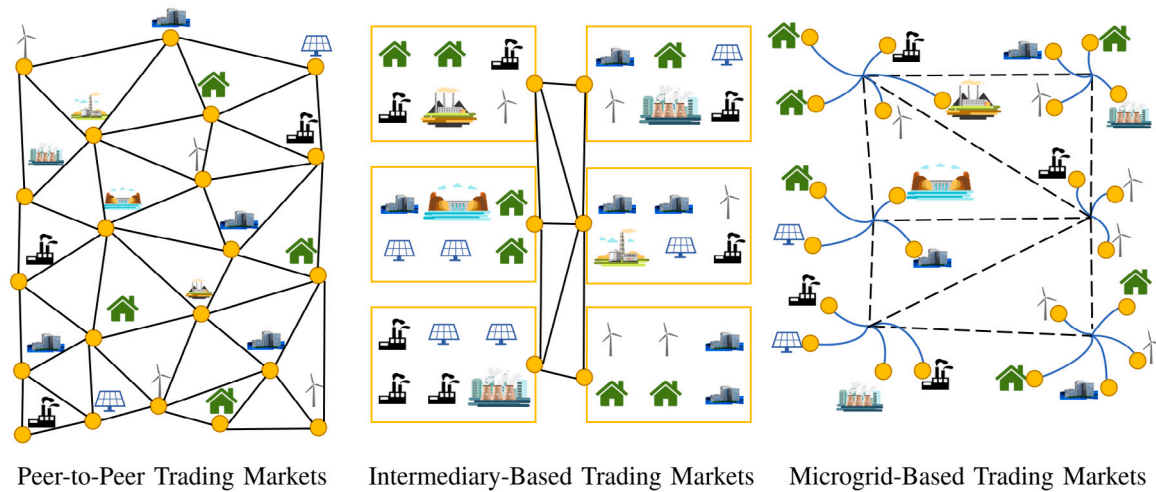


Fig. 4. Schematic illustration for structures of decentralised energy markets with the integration of the role of prosumers. Dots indicate the control units. Lines indicate the information flows exchanged among these units. Under the peer-to-peer trading markets, prosumers interconnect with each other to trade energy and other services; Under the intermediary-based trading markets, an ensemble of prosumers is organised by an intermediary to pool generation sources, flexible demand, and storage capacities for collective control; Under the microgrid-based trading markets, prosumers connect to microgrids and microgrids either connect to the utility grid or operate in an islanded mode as indicated by dashed lines.

3.2. Blockchain supporting decentralised energy trading

This subsection introduces the concepts, advantages and limitations of blockchain technologies. The smart contracts which are the second generation of the blockchain technologies and the most potential application in the decentralised energy trading [60] are specifically focused. The research and implementations on applying the blockchain technologies in the decentralised energy trading are reviewed and subsequently compared to the conventional centralised trading.

3.2.1. Blockchain technologies

Blockchain technologies [61], as one of the distributed ledger technologies, have the potential to establish a platform for the decentralised energy trading. The blockchain can prevent the replay attack and double spending attack [62] in energy markets, i.e., the same energy is sold twice or the same digital currency is spent twice, through accounting the ownership of these assets. The decentralised feature of the blockchain enables a ledger to be held and verified by all energy market participants [62]. Hence, the trading platform is open and accessible for all prosumers, system operators, and market operators. The disintermediating feature of the blockchain transits the role of energy suppliers or aggregators to a neutral facilitator for encouraging prosumers' participation [63]. The encryption of the blockchain protects prosumers' private information such as addresses, transactions, and power profiles. The computational difficulty of block mining and collective validation for reaching a consensus guarantee the security of trading networks [64].

Nonetheless, due to the technical limitations of current blockchain technologies and the conflicts with physical assets of power systems, the application of blockchain technologies also brings challenges. First, theoretically the blockchain networks allow the prosumers at anywhere to trade energy with each other. However, this would violate the physical restriction of power systems and cause higher power losses over the long-distance transmission. How to ensure prosumers to trade energy within their distribution networks presents a challenge. Second, the throughput, i.e., transactions per second, of the blockchain is lower than the existing trading technologies, whereas the latency, i.e., time per verified transaction, of the blockchain is higher than the existing trading technologies. For instance, the throughputs of the Ethereum, Bitcoin, and Visa are 15 [65], 7 [66], and 2000 [67] transactions per second, respectively, whereas the latencies of them are 3 [68], 10 [69], and 0.05 [70] min, respectively.

3.2.2. Smart contracts

Blockchain technologies have evolved from the first generation of the Bitcoin and cryptocurrency to the second generation of the Ethereum and smart contracts. In the field of the decentralised energy trading, the most potential application of the blockchain technologies is the smart contracts. The smart contracts, coined by Szabo in 1994 [71], enable executable programs to be performed in a manner of the self-enforcing settlement and setting out negotiation [72]. This supports the automatic control and interoperability of the smart grids, so as to reduce the burdens of handling information exchanges among prosumers. A general form of the smart contracts is 'If an event A happens, the smart contracts pay the currency B, deposited by the buyer C, to the seller D' [73]. The replicable feature of this general form of the smart contracts ensures standardised trading procedures with reduced transactional costs, and also prevents unforeseen trading behaviours. On the context of the energy trading, the event could be the supply of energy or other services, e.g., the DSM, which is monitored by smart meters of prosumers. The pay function is executed in a self-enforcing manner. Hence, the trustworthiness of the energy trading is dependent on the trustworthiness of smart meters and programs to be executed on the smart contracts. Nevertheless, the interactions between the smart contracts and smart meters or controllers require the design of new communication protocols and interfacing domains.

3.2.3. Research and implementations

The blockchain and smart contracts applied in the power systems control and decentralised energy trading are the subject of active research and practical implementations. Thomas et al. [12] proposed a general form of smart contracts for negotiation and controlling energy transfer process between separated distribution networks. In [74], the real-time power losses caused by energy trading in microgrids were accounted by the blockchain, by which the prosumers were considered as negotiators of energy trading and distributors were responsible for computing losses. Li et al. [75] applied smart contracts into distributed hybrid energy systems to facilitate the energy exchange among the end-user. The DSM and uncertainties caused by the renewable generation were considered into the designed framework of the peer-to-peer energy trading. Mihaylov et al. [76] designed a paradigm for the energy trading with a virtual currency generated from the energy supply. Case studies of this research testified that the designed currency incentivised prosumers to achieve the demand response and energy balance. Saxena et al. [77] proposed a blockchain based transactive energy system

Table 3

Comparison between the conventional centralised trading and blockchain based decentralised trading in energy markets.

	Conventional centralised trading	Blockchain based decentralised trading
Generators	Large scale power plants	Prosumers with distributed RESs
Pricing scheme	Determined by wholesale or retail markets	Prosumer-centric bidding/offering pricing
Contract type	Idiosyncratic contracts [83]	Standardised smart contracts
Settlement enforcement [72]	Legal restriction	Self-enforcement
Trustee [72]	Third party	Smart meters, smart contracts, and consensus
Advantage	Centralised coordination and negotiable contracts	Decentralisation, standardisation, and automation to prevent unforeseen trading behaviours
Disadvantage	Pricing and contract may not reflect individual behaviours, and dependence on a third party	Pricing may not reflect supply–demand balance in overall energy markets, and attacks to blockchain networks
Objective difference	Designed for large-scale power plants	Designed for prosumers
Common	Incorporating pricing and regulatory mechanisms into energy markets to ensure the supply–demand balance and security of supply	

to address the incentivising, contract auditability and enforcement of the voltage regulation service. The smart contracts were used by this research to enforce the validity of each transaction and automate the negotiation and bidding processes. In [78], a transparent and safe energy trading algorithm executed on the Ethereum blockchain platform was presented.

To enhance the carbon pricing scheme, blockchain technologies have also been developed to trade the carbon allowances or allocate the incentives for decarbonisation. Khaqqi et al. [79] customised the trading of carbon allowances to industries using a reputation based blockchain network by which the reputation signified participants' performances and commitments for the carbon reduction. Pan et al. [80] implemented the blockchain into the trading of carbon credits to reduce the entry threshold of carbon markets and improve the reliability of information exchange. Analogously, Richardson and Xu [81] proposed a blockchain based emissions trading scheme to ensure the transparency, tamper-resistance, and high liquidity. With respect to the application of smart contracts, a distributed carbon ledger system fitted with existing emissions trading schemes was designed in [82] to strengthen the corporate carbon accounting systems.

3.2.4. Comparison between the centralised trading and blockchain based decentralised trading

The difference between the conventional centralised trading and blockchain based decentralised trading in energy markets is summarised in Table 3, with detailed explanations as follows:

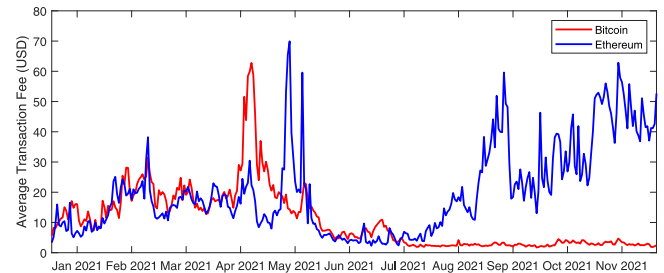
First, the primary generators in the conventional centralised trading are large-scale fossil-fuel based power plants connecting to transmission networks, whereas the primary generators in the decentralised trading are prosumers with distributed RESs connecting to distribution networks.

Second, the pricing scheme in the conventional energy trading reflects the supply–demand balance of overall energy markets. For instance, the wholesale electricity prices are determined by the uniform market clearing pricing or pay-as-bid pricing [84]. By contrast, the prosumer-centric pricing scheme in the decentralised energy trading can reflect individual supply–demand balance.

Third, the contracts for the conventional energy trading are idiosyncratic [83], which means that the contents of contracts are negotiated between generators, suppliers, system operators, market operators, and policy makers. By contrast, the smart contracts formulate standardised auction procedures for the decentralised energy trading, which is replicable for all prosumers, which can prevent unforeseen trading behaviours of prosumers.

Fourth, the settlement of the centralised energy trading is enforced by legal restrictions, which means that if the energy or other services are not delivered, generators or suppliers would receive penalty afterwards. By contrast, the self-enforcing settlement of smart contracts enables the violation of contracts to be prevented beforehand by querying smart meters to ensure that the prosumers have enough capacities to supply.

Fifth, the trustworthiness of the conventional energy trading relies on a third party, e.g., the auditing institutions or market operators,

**Fig. 5.** Average transaction fee for Bitcoin and Ethereum blockchain platforms [89].

whereas in the blockchain based decentralised energy trading, the trustworthiness of prosumers relies on the consensus of blockchain networks and the interface between smart contracts and smart meters.

3.3. Remark of research challenges

Although these innovative structures of energy markets and the blockchain based decentralised energy trading can support the integration of prosumers, the transition of energy markets also raises a series of challenges as follows:

First, when prosumers feed their distributed generation into the utility grid, the issues on market operations, e.g., negative energy prices [85], and grid operations, e.g., the voltage spike [86], power imbalance [87], and harmonic distortion [88], would challenge the control infrastructures and protocols of current power systems.

Second, for these decentralised energy markets without central authorities, how to maintain the overall benefits of power systems, e.g., the resilience and carbon mitigation, presents a challenge. This requires sophisticated rulesets, incentive measures, and pricing schemes to align individual prosumers' behaviours with systems' benefits.

Third, the transaction costs of the current blockchain platforms are high compared to the conventional IT based trading systems. Fig. 5 shows the average transaction fee for two of the most prominent blockchain platforms, i.e., Bitcoin and Ethereum. The high transaction cost would pose a barrier for prosumers to participate in the peer-to-peer energy trading.

4. Artificial intelligence supporting operations of power systems

The advanced metering infrastructures of smart grids produce a substantial volume of useful data. This data could be exploited by the AI to improve the situational awareness and operability of power systems. This is particularly useful when small or medium sized prosumers participate in the operations of power systems and make decisions independently, given limited budgets of their control systems. According to the research [10], the cost of control solution at the household level is on the order of 57 USD per year. In this section, the state-of-the-art approaches of the AI applied in the operations of power systems are reviewed.

4.1. Analysing and optimising operations of power systems

This subsection introduces the approaches implemented to analyse and optimise the operations of power systems. The game theory is a collection of analytical tools for modelling the strategic decision making and interactions among stakeholders in power systems. The optimisation provides a solution to find optimal decisions for delivering certain objectives. Additionally, uncertainties caused by the intermittency of RESs and flexible demand would affect the accuracy of the power systems modelling. This review also discusses the statistical approaches for predicting these uncertainties.

4.1.1. Game theory

The Cournot and Stackelberg are two classic models for analysing decision making of stakeholders. The Cournot model describes that market players supply homogeneous products, and compete on the amount of supplied products by making decisions independently and simultaneously [90]. The Stackelberg model features a hierarchical two-level or multi-level sequential decision making process [91]. For the two-level decision making, the players are categorised into a leader-level which makes decisions first and a follower-level which makes subsequent decisions responding to the leader's strategies. For the multi-level decision making, after the first level of followers makes responding decisions, they become a leader-level to make decisions prioritising the decisions of the next level of followers. This process continues until the last level of followers makes their responding decisions.

4.1.2. Optimisation approaches

The optimisation approaches can be categorised as programming techniques and heuristic algorithms. The programming techniques include the linear programming, integer linear programming, mixed integer linear programming, and non-linear programming. The linear programming refers to an optimisation problem in which all objective functions and constraints are the linear functions of decision variables [92]. In the integer linear programming, only binary values and integers can be used as decision variables [93]. In the mixed integer linear programming, both integers and non-integers can be used as decision variables [94]. The non-linear programming refers to an optimisation problem in which at least one objective function or constraint is the non-linear function of decision variables [95].

Although the non-linear programming problems can accurately model the practical operations of power systems, it is difficult to be solved by analytical approaches and ensure the global optimality. To overcome this issue, further research has focused on the heuristic algorithms. The heuristic algorithms can iteratively search over the entire feasible space to guarantee the global optimal solutions, including the particle swarm algorithm, genetic algorithm, artificial immune algorithm, and other heuristic algorithms. The particle swarm algorithm [96] optimises a problem by searching from solution set consisting of particles, and moving particles within the searching space according to predefined functions of particles' position and velocity. The movements of particles are determined by both the local best known position and global best known position of the searching space. A swarm of particles would ultimately move towards the best solution. The genetic algorithm [97] is based on the Darwin's theory of evolution, by which a population of candidate solutions to an optimisation problem is randomly generated and defined as a generation. The values of objective functions for every individual in the population are evaluated and defined as the fitness. The highly fitted individuals are selected and mutated to form a new generation. The population is iteratively evolved towards the best solution. Analogous to the genetic algorithm, for the artificial immune algorithm [98], a population of candidate solutions to an optimisation problem is randomly generated and defined as antigens. The values of objective functions for every antigen in the population are evaluated and defined as the antibodies. The antigens are iteratively cloned towards the best solution.

4.1.3. Research and implementations

The game theory and optimisation have been well documented by research on the power systems scheduling. The game-theoretic models, players, solving approaches, advantages, challenges, differences, and commons from the current research are summarised in Table 4. Belgana et al. [99] developed a multi-leader and multi-follower Stackelberg game-theoretic problem to find optimal strategies that could maximise profits of utilities and minimise carbon emissions. The problem was solved by a hybrid multiobjective evolutionary algorithm. The results demonstrated a trade-off between emissions, profits, and bills, while there was an opportunity to improve the searching mechanism of the algorithm and consider power losses. Meng and Zeng [100] proposed a 1-leader, n-follower Stackelberg game to maximise the profits of retailers at the leader-level and minimise the electricity bills of consumers at the follower-level considering the real-time pricing scheme. The genetic algorithm was used to solve the leader's optimisation problem and the linear programming was used to solve the follower's optimisation problem. This Stackelberg game yielded an efficient retail pricing to incentivise the demand response of consumers, whereas the competitive retail markets and imperfect information from consumers could be extended by this model. Analogously, a Stackelberg game-theoretic problem was proposed in [101] to model the interactions between the policy maker and generators/consumers for decarbonising power systems, which was solved by the designed bi-level multiobjective immune algorithm. This model could reduce carbon emissions and improve social welfare for the GB energy system. However, how to reallocate carbon revenue received from energy sector remained as a challenge. Ghosh et al. [102] formulated a coupled constrained potential game to set the energy exchange prices for maximising the amount of the energy exchange among prosumers and reducing the consumption from the utility grid. A distributed algorithm was proposed enabling individual prosumers to optimise their own payoffs. This work could be further extended to consider the non-linear price of prosumers and uncertainties caused by RESs. The Cournot game was implemented in [103] to model the competition between customers and utilities in distribution networks for satisfying the system reliability. How to facilitate the engagement of consumers into the reliability improvement remained to be considered. Similarly, Zhang et al. [104] modelled the local energy trading as a non-cooperative Cournot game to stimulate the regional energy balance and promote the penetration of RESs, while the transmission and intertemporal constraints could be considered to improve the accuracy of the proposed model.

4.1.4. Analysis of uncertainties in power systems

It is crucial for individual prosumers and power systems to account possible variations of uncertainties when modelling and optimising the operations. Using a set of scenarios is a statistical approach to predict these variations, by which each variation is defined as a scenario [105]. The uncertain scenarios are generated from the probabilistic distributions of historical data by using sampling approaches [106], such as the Monte Carlo simulation [107,108], Latin hypercube sampling [109–111] and stochastic analysis [112,113]. The typical literatures, uncertain variables, advantages, challenges, differences, and commons are summarised in Table 5. Santos et al. [107] implemented the Monte Carlo simulation to generate scenarios of RESs and solved the system optimisation problem under these scenarios using the deterministic approach. The proposed approach improved the computational efficiency compared to stochastic approaches, while the responding measures to the predicted uncertainties could be considered into the optimisation problem. Similarly, Hemmati et al. [108] analysed the uncertainties of RESs and load deviation by the Monte Carlo simulation, and incorporated the uncertainty analysis into the decision making process to maximise the generating profits. The proposed approach helped system operators make better decisions on the energy dispatch under these uncertainties. However, the computational efficiency of the proposed approach could be further improved.

Table 4

Comparison of literatures on game-theoretic approaches in the field of power systems operation.

Literature	Belgana et al. [99]	Meng and Zeng [100]	Hua et al. [101]	Ghosh et al. [102]	Mohammadi et al. [103]	Zhang et al. [104]
Model	Stackelberg	Stackelberg	Stackelberg	Potential game	Cournot	Cournot
Player	Microproducers and consumers	Retailer and consumers	Policy maker, generators and consumers	Utility and prosumers	Customers and utilities	Energy providers
Solution	Hybrid multiobjective evolutionary algorithm	Genetic algorithm and linear programming	Bi-level multiobjective immune algorithm	Distributed algorithm	Lagrangian function and KKT conditions	Optimal generation plan algorithm
Advantage	Trade-off between emissions, profits, and bills	Efficient retail pricing	Carbon reduction and improving social welfare	Local energy balance and peak reduction	Customer reliability	Peak shifting
Challenges	Improving searching mechanism and considering power losses	Considering competitive market and imperfect information	Addressing carbon revenue reallocation	Considering non-linear pricing and uncertainty	Facilitating consumers' engagement	Including transmission and intertemporal constraints
Context difference	Microgrids	Retail market	Whole power system	Distribution network	Distribution network	Whole power system
Common	Implementing the game theory for modelling and analysing the decision making and interactions of stakeholders in the operation of power systems					

Table 5

Comparison of literatures on scenarios approaches in the field of power systems operation.

Literature	Santos et al. [107]	Hemmati et al. [108]	Preece et al. [109]	Mavromatidis et al. [112]	Huang et al. [113]	Liang et al. [110]	Xiao et al. [111]
Uncertain variables	RESs	RESs and load	Intermittent generation	Energy prices, carbon factors demand, and solar radiation	RESs and load	Electric vehicle behaviours	RESs and load
Advantage	More efficient than stochastic approaches	Improved optimal energy dispatch	Accurate prediction with small samples	Accurate prediction	Easy for application	Without pre-defined density functions	Remain typical scenarios
Challenge	Including responding measures	Reducing computing time	Considering online probabilistic analysis	Including decision criteria	Determining probability degree	Behaviours of mixed electric vehicles	Scalability
Approach difference	Monte Carlo simulation	Monte Carlo simulation	Latin Hypercube sampling	Latin Hypercube sampling	Stochastic intervals	Latin Hypercube sampling	Latin Hypercube sampling
Common	Using statistical approaches to generate scenarios for predicting potential variations of uncertain variables						

The Monte Carlo simulation would cause the issues of computationally intensive and inefficiency due to the high standard deviations of samples caused by the randomly sampling. These issues can be overcome by the Latin Hypercube sampling, since the space-filling of the Latin Hypercube sampling would reduce the standard deviation of samples. In [109], the Latin hypercube sampling was used to generate uncertain scenarios of intermittent generation for overcoming those issues of the Monte Carlo simulation and considered the low-probable conditions. The results yielded accurate predictions for uncertainties with small samples, whereas there was an opportunity to consider the online probabilistic analysis. Mavromatidis et al. [112] proposed a two-stage stochastic programming combined with the Latin Hypercube sampling to incorporate the uncertainties of the energy prices, emissions factors, heating demand, electricity demand, and solar radiation into the scheduling of distribution systems. This study demonstrated that the designed stochastic method could yield a more accurate estimation of these uncertainties than deterministic methods, while decision criteria representing risk levels could be considered into the decision making process. Huang et al. [113] designed an economic dispatch model for virtual power plants, by which the uncertainties caused by the RESs and flexible demand were described by the stochastic intervals. These intervals were subsequently integrated into the problem of minimising costs. The results demonstrated the industrial applicability of the proposed approach without the need to obtain the probability density function. However, determining the probability degree for intervals remained a challenge.

Further research efforts have been dedicated to improving the predicting accuracy and adaptability of scenarios. Liang et al. [110] proposed a non-parametric kernel density estimation method to yield the probability density distribution of uncertainties from the behaviours of electric vehicles. The scenarios were generated from the probability density distribution through using the Latin hypercube sampling. However, the probability behaviours of mixed energy patterns of electric vehicles could be further investigated. To select the high-probable scenarios, Xiao et al. [111] proposed an statistical approach to merge scenarios with a minimum probability distance. The proposed approach selected typical scenarios for accurate prediction of uncertainties, while the scalability to other power networks remained a challenge.

4.2. Data-driven machine learning

The machine learning is capable of exploiting historical data to capture typical features of actors in the operation of power systems, and improving the scalability and computational efficiency from using optimisation approaches.

4.2.1. Learning approaches

The learning approaches can be categorised as the supervised learning, unsupervised learning, and reinforcement learning. For the supervised learning, the input is provided as a labelled dataset, such that the model can learn from the labels to improve the learning accuracy [114]. By contrast, for the unsupervised learning, there is no labelled dataset, such that the model explores the hidden features and predicts the output in a self-organising manner [115]. For the reinforcement learning, the model learns to react to the environment by self-adjusting through travelling from one state to another [116].

4.2.2. Research and implementations

Applying learning approaches in solving decision making problems during the operations of power systems has been well studied in literatures. The typical literatures, targeted issues, advantages, challenges, differences, and commons are summarised in Table 6. Zhang et al. [117] developed an online learning approach to replace heuristic algorithms for solving a cost minimisation problem under the uncertain RESs and loads. The results demonstrated the improved solution optimality and computational efficiency compared to heuristic algorithms, while the location planning of RESs could be considered into this problem. Mbuwir et al. [118] compared two approaches of the reinforcement learning, i.e., the policy iteration and fitted Q-iteration, in terms of scheduling the operation of the battery and heat pump in a residential microgrid. The simulation results demonstrated that the policy iteration outperformed the fitted Q-iteration, and both approaches outperformed the optimisation approach in terms of improving the computational efficiency, whereas the future work could be extended to consider the grid congestions and energy sharing. In [119], a Q-learning algorithm was used as a reinforcement learning approach to minimise

Table 6

Comparison of literatures on learning approaches in the field of power systems operation.

Literature	Zhang et al. [117]	Mbuwir et al. [118]	Najafi et al. [119]	Shafie-Khah et al. [120]
Targeted issue	Replacing heuristic algorithms	Extracting policy function and Q-function	Extracting Q-function	Extracting Q-function
Advantage	Improved optimality and computational efficiency	Improved computational efficiency	Protected privacy and cost minimisation	Cost minimisation and load balance
Challenge	Considering locational planning	Solving grid congestions and energy sharing	Considering physical constraints of V2G	Facilitating consumers' participation
Approach difference	Online convex optimisation	Reinforcement learning	Reinforcement learning	Reinforcement learning
Literature	Wen et al. [121]	Ruelens et al. [122]	Gasse et al. [123]	Zhang et al. [124]
Targeted issue	Extracting feature representations	Extracting policy function	Extracting policy function	Extracting policy function
Advantage	Flexible request of users	Cost reduction	Computational efficient	Bill reduction
Challenge	Avoiding synchronised demand response	Including exploration strategies	Application on assisting other heuristic algorithms	Considering load change
Approach difference	Reinforcement learning	Heuristic algorithm and reinforcement learning	Graph convolutional neural network	Optimisation and neural network
Common	Applying learning approaches in solving decision making problems during the operations of power systems			

the costs and protect the privacy when the EV owners exchange energy, while the physical constraints for the vehicle-to-grid (V2G) could be further considered. Analogously, Shafie-Khah et al. [120] designed a Q-learning algorithm to optimally submit the bids of demand response for the end-user. The numerical results proved that the proposed model could reduce the costs of using electricity and improve the load balance. However, how to facilitate the participation of consumers to the scheme of demand response could be considered. An energy management system was designed in [121] to provide demand response services, by which the predefined model of consumers' dissatisfaction was replaced by the feature representations extracted through using the reinforcement learning. The designed energy management system enabled flexible requests from different users. However, how to avoid a new peak caused by the synchronised demand response of a large number of consumers remained a challenge. Ruelens et al. [122] combined the heuristic algorithm with reinforcement learning to control a cluster of loads and storage devices. The simulation demonstrated the effectiveness on the cost reduction through using the proposed algorithm, while the exploration strategies could be included to improve the learning efficiency. Gasse et al. [123] proposed a learning model for extracting the branch-and-bound variable selection policies to solve the combinatorial optimisation problem, and testified that a series of computational complex problems could be efficiently solved. How to apply the proposed learning model for assisting other heuristic algorithms could be further explored. Zhang et al. [124] integrated the learning mechanism with optimisation techniques to obtain optimal demand response policies. The designed controller could help consumers reduce electricity bills with improved computational efficiency. However, how to capture the load change between two set-points remained a challenge.

4.3. Remark of practicalities, benefits, and challenges

This section remarks the extents for implementing the AI into operations of power systems, and outlines the benefits and potential challenges of such implementations.

4.3.1. Practical implementations

The extents of implementing the AI into operations of power systems can be categorised into four levels as shown in Fig. 6. The first level, i.e., responsive level, features the conventional operations of power systems, in which the analytical AI assists the situational awareness, fault detection, and restoration of power systems after receiving a call of outages. The development of the deep AI and digitalisation of power systems enable the transition towards the second level, i.e., predictive level, where more AI based analytics and decision supporting tools are included to predict the real-time generation, demand, and uncertainties, so as to maintain system performances, e.g., stability,

capacity margin, and resilience. At the third level, i.e., prescriptive level, a number of functions in the first two levels can be performed automatically with the support of AI based software, so as to minimise the disturbances and outages from the systematic perspective. At the fourth level, i.e., autonomous level, full automation of system operations would be achieved in the future, where the wide area controlling decisions and network optimisations could be delivered by an AI based digital layer without the intervention of system operators, so that the system can maintain the self-healing.

4.3.2. Benefits

The benefits of implementing the AI into the operations of power systems are summarised as follows:

- **Automation:** The AI can automatically make optimal decisions for generators (e.g., generation dispatch), power system operators (e.g., state estimation, real-time control, energy balancing, and contingency screening), consumers (e.g., smart load control).
- **Computational efficiency:** The AI can improve the computational efficiency for the management of power systems, so as to achieve the real-time reactive operations.
- **Interoperability:** The AI can assist the strategic coordination of actors in power systems, in achieving the overall system benefits.
- **Scalability:** The developed AI based models and software are scalable for different scales of power systems from households, industries, businesses, to an entire region, since they only require the historical data to extract typical characteristics of these systems.
- **Adaptability:** The AI based management tools can dynamically adapt the situations of power systems, which ensures the system resilience under both the high-probable but low-impact issues, e.g., power imbalance, and low-probable but high-impact issues, e.g., extreme weather conditions.

4.3.3. Challenges

There are two primary issues when implementing the AI to the operations of power systems:

First, when the historical data is too less to train an accurate AI model, how to guarantee the model accuracy and avoid the issues of over/under fitting presents a challenge.

Second, how to ensure that controlling decisions yielded by the AI models align with the physical constraints of power systems presents another challenge.

5. Conclusion

To investigate how to exploit the blockchain and AI for facilitating the emerging role of prosumers to be integrated into smart grids and decarbonising the power systems, a comprehensive review from the aspects of the regulations, energy markets, and operations of power

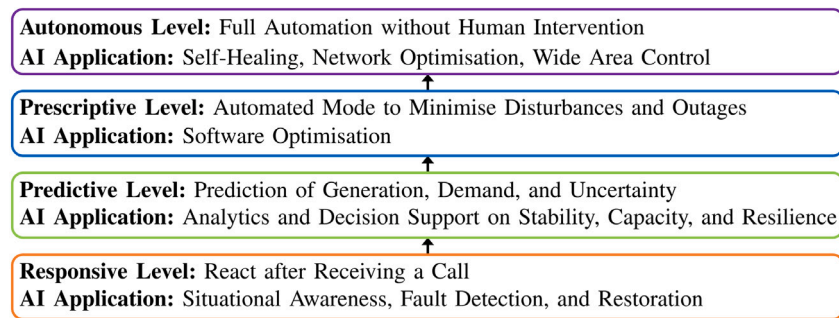


Fig. 6. Four extents of implementing the artificial intelligence into the operations of power systems.

systems is provided by this paper. This review particularly focuses on the state-of-the-art research and applications of the blockchain and AI in terms of supporting the decentralised energy trading and decision making during the operations. From the regulatory perspective, the vital barrier for facilitating the engagement of prosumers is the lack of dynamic and decentralised policy measures. Overcoming this barrier requires future research and practical regulatory design to identify key responsibilities, assets, roles, and models for prosumers. From the market perspective, the vital issue for accommodating the new role of prosumers is to design appropriate local market structures so as to align individual profits with system benefits, which requires the focus on the rulesets, pricing, transactions, trading platforms, and auction mechanisms. From the operational perspective, the vital issue is to fit novel AI models into the physical operations and constraints of power systems. This requires the transition towards a digitalised and interoperable power systems with intensive interactions between the digital layer and physical layer. Therefore, this review concludes that by incorporating the blockchain and AI, the smart grids can support the integration of prosumers with the functions of trading, control, and policy. Nonetheless, this is achievable only if the vital issues and barriers on the regulation, market, and operation are overcome.

Declaration of competing interest

The authors declare that they have no known competing financial interests or personal relationships that could have appeared to influence the work reported in this paper.

Acknowledgments

The project leading to this application has received funding from the European Union's Horizon 2020 research and innovation programme under the Marie Skłodowska-Curie grant agreement No. 872172 - TESTBED2 project www.testbed2.org.

References

- [1] Jiang M, Gao X, Guan Q, Hao X, An F. The structural roles of sectors and their contributions to global carbon emissions: a complex network perspective. *J Clean Prod* 2019;208:426–35.
- [2] Farhangi H. The path of the smart grid. *IEEE Power Energy Mag* 2009;8(1):18–28.
- [3] Yan Y, Qian Y, Sharif H, Tipper D. A survey on smart grid communication infrastructures: Motivations, requirements and challenges. *IEEE Commun Surv Tutor* 2012;15(1):5–20.
- [4] Basso T, Hambrick J, DeBlasio D. Update and review of IEEE P2030 smart grid interoperability and IEEE 1547 interconnection standards. In: 2012 IEEE PES innovative smart grid technologies (ISGT). IEEE; 2012, p. 1–7.
- [5] Parag Y, Sovacool BK. Electricity market design for the prosumer era. *Nat Energy* 2016;1(4):1–6.
- [6] Shandurkova I, Bremdal BA, Bacher R, Ottesen S, Nilsen A. A prosumer oriented energy market. In: Developments and future outlooks for smart grid oriented energy markets. Halden: IMProsume Publication, Nee Smart Energy Markets; 2012.
- [7] Paudel A, Chaudhari K, Long C, Gooi HB. Peer-to-peer energy trading in a prosumer-based community microgrid: A game-theoretic model. *IEEE Trans Ind Electron* 2018;66(8):6087–97.
- [8] Zhou Y, Wu J, Song G, Long C. Framework design and optimal bidding strategy for ancillary service provision from a peer-to-peer energy trading community. *Appl Energy* 2020;278:115671.
- [9] Ahl A, Yarime M, Tanaka K, Sagawa D. Review of blockchain-based distributed energy: Implications for institutional development. *Renew Sustain Energy Rev* 2019;107:200–11.
- [10] Dupont B, Vingerhoets P, Tant P, Vanthournout K, Cardinaels W, De Rybel T, Peeters E, Belmans R. Linear breakthrough project: Large-scale implementation of smart grid technologies in distribution grids. In: Proc 3rd IEEE PES innov smart grid technol (ISGT Europe). IEEE; 2012, p. 1–8.
- [11] Mahmud K, Khan B, Ravishankar J, Ahmadi A, Siano P. An internet of energy framework with distributed energy resources, prosumers and small-scale virtual power plants: An overview. *Renew Sustain Energy Rev* 2020;127:109840.
- [12] Thomas L, Zhou Y, Long C, Wu J, Jenkins N. A general form of smart contract for decentralized energy systems management. *Nat Energy* 2019;4(2):140–9.
- [13] Cheng L, Yu T. A new generation of ai: A review and perspective on machine learning technologies applied to smart energy and electric power systems. *Int J Energy Res* 2019;43(6):1928–73.
- [14] Babacan O, De Causmaecker S, Gambhir A, Fajardy M, Rutherford AW, Fantuzzi A, Nelson J. Assessing the feasibility of carbon dioxide mitigation options in terms of energy usage. *Nat Energy* 2020;5(9):720–8.
- [15] Zhao R, Deutz P, Neighbour G, McGuire M. Carbon emissions intensity ratio: an indicator for an improved carbon labelling scheme. *Environ Res Lett* 2012;7(1):014014.
- [16] Kang C, Zhou T, Chen Q, Xu Q, Xia Q, Ji Z. Carbon emission flow in networks. *Sci Rep-UK* 2012;2:479.
- [17] Environmental reporting guidelines: including Streamlined Energy and Carbon Reporting and greenhouse gas reporting. Tech. rep., Department for Environment, Food & Rural Affairs; 2019.
- [18] Thomson RC, Harrison GP, Chick JP. Marginal greenhouse gas emissions displacement of wind power in great britain. *Energy Policy* 2017;101:201–10.
- [19] Siler-Evans K, Azevedo IL, Morgan MG. Marginal emissions factors for the us electricity system. *Environ Sci Technol* 2012;46(9):4742–8.
- [20] Hawkes AD. Estimating marginal CO₂ emissions rates for national electricity systems. *Energy Policy* 2010;38(10):5977–87.
- [21] Li X, Yao X. Can energy supply-side and demand-side policies for energy saving and emission reduction be synergistic?—a simulated study on china's coal capacity cut and carbon tax. *Energy Policy* 2020;138:111232.
- [22] Kneifel J. Life-cycle carbon and cost analysis of energy efficiency measures in new commercial buildings. *Energy Build* 2010;42(3):333–40.
- [23] Ståhls M, Saikku L, Mattila T. Impacts of international trade on carbon flows of forest industry in Finland. *J Clean Prod* 2011;19(16):1842–8.
- [24] Li B, Song Y, Hu Z. Carbon flow tracing method for assessment of demand side carbon emissions obligation. *IEEE Trans Sustain Energy* 2013;4(4):1100–7.
- [25] Kang C, Zhou T, Chen Q, Wang J, Sun Y, Xia Q, Yan H. Carbon emission flow from generation to demand: A network-based model. *IEEE Trans Smart Grid* 2015;6(5):2386–94.
- [26] Fowlie M, Reguant M, Ryan SP. Market-based emissions regulation and industry dynamics. *J Polit Econ* 2016;124(1):249–302.
- [27] Ramstein C, Dominioni G, Ettehad S, Lam L, Quant M, Zhang J, Mark L, Nierop S, Berg T, Leuschner P, et al. State and trends of carbon pricing 2019. The World Bank; 2019.
- [28] Metcalf GE, Weisbach D. The design of a carbon tax. *Harv Environ L Rev* 2009;33:499.
- [29] Nordhaus WD. Revisiting the social cost of carbon. *Proc Natl Acad Sci* 2017;114(7):1518–23.
- [30] Driga AM, Drigas AS. Climate change 101: How everyday activities contribute to the ever-growing issue. *IJES* 2019;7(1):22–31.
- [31] Stavins RN. Experience with market-based environmental policy instruments. In: Handbook of environmental economics, Vol. 1. Elsevier; 2003, p. 355–435.

- [32] Babiker MH. Climate change policy, market structure, and carbon leakage. *J Int Econ* 2005;65(2):421–45.
- [33] Doda B. How to price carbon in good times...and bad!. *WIREs Clim Change* 2016;7(1):135–44.
- [34] Hirst D. Carbon price floor (CPF) and the price support mechanism. Tech. rep., House of Commons Library; 2018.
- [35] Goulder LH, Schein AR. Carbon taxes versus cap and trade: a critical review. *Clim Change Econ* 2013;4(03):1350010.
- [36] Newbery DM, Reiner DM, Ritz RA. The political economy of a carbon price floor for power generation. *Energy J* 2019;40(1).
- [37] <https://www.gov.uk/government/publications/participating-in-the-uk-ets/participating-in-the-uk-ets>.
- [38] Annex I. Ipcc working group III - mitigation of climate change, metrics and methodology - a.ii.9.3 (lifecycle greenhouse gas emissions). 2014.
- [39] Life cycle assessment of electricity generation options. Tech. rep., UNECE; 2021.
- [40] <https://www.nationalgrideso.com/fes-2020-new-scenario-framework>.
- [41] Zhang N, Hu Z, Dai D, Dang S, Yao M, Zhou Y. Unit commitment model in smart grid environment considering carbon emissions trading. *IEEE Trans Smart Grid* 2015;7(1):420–7.
- [42] Huang J, Xue Y, Jiang C, Wen F, Xue F, Meng K, Dong ZY. An experimental study on emission trading behaviors of generation companies. *IEEE Trans Power Syst* 2014;30(2):1076–83.
- [43] Skarvelis-Kazakos S, Rikos E, Kolentini E, Cipcigan LM, Jenkins N. Implementing agent-based emissions trading for controlling virtual power plant emissions. *Electr Power Syst Res* 2013;102:1–7.
- [44] Fawcett T. Personal carbon trading: a policy ahead of its time? *Energy Policy* 2010;38(11):6868–76.
- [45] Hua W, Jiang J, Sun H, Wu J. A blockchain based peer-to-peer trading framework integrating energy and carbon markets. *Appl Energy* 2020;279:115539.
- [46] Yan M, Shahidehpour M, Alabdulwahab A, Abusorrah A, Gurung N, Zheng H, Ogunnubi O, Vukojevic A, Paaso EA. Blockchain for transacting energy and carbon allowance in networked microgrids. *IEEE Trans Smart Grid* 2021;12(6):4702–14. <http://dx.doi.org/10.1109/TSG.2021.3109103>.
- [47] Gillis R. Carbon tax shifts and the revenue-neutrality dilemma. *Fla Tax Rev* 2019;23:293.
- [48] Homam M. Economic efficiency of carbon tax versus carbon cap-and-trade. Tech. rep., Homam Consulting and Business Solutions Inc.; 2015.
- [49] <https://www.ofgem.gov.uk/data-portal> (Mar. 2020).
- [50] <https://www.powerledger.io/>.
- [51] <https://www.stem.com/>.
- [52] <https://www.energymeteo.com/>.
- [53] <https://global.abb/group/en>.
- [54] <https://lo3energy.com/>.
- [55] Hamari J, Sjöklint M, Ukkonen A. The sharing economy: Why people participate in collaborative consumption. *J Assoc Inf Sci Technol* 2016;67(9):2047–59.
- [56] Morstyn T, Teytelboym A, McCulloch MD. Bilateral contract networks for peer-to-peer energy trading. *IEEE Trans Smart Grid* 2019;10(2):2026–35.
- [57] Park S-W, Cho K-S, Son S-Y. Voltage management method of distribution system in p2p energy transaction environment. *IFAC-PapersOnLine* 2019;52(4):324–9, IFAC Workshop on Control of Smart Grid and Renewable Energy Systems CSGRES 2019.
- [58] Kahrobaeian A, Mohamed YA-RI. Interactive distributed generation interface for flexible micro-grid operation in smart distribution systems. *IEEE Trans Sustain Energy* 2012;3(2):295–305.
- [59] Di Giorgio A, Liberati F. Near real time load shifting control for residential electricity prosumers under designed and market indexed pricing models. *Appl Energy* 2014;128:119–32.
- [60] Zhou Y, Wu J, Long C, Ming W. State-of-the-art analysis and perspectives for peer-to-peer energy trading. *Engineering* 2020;6(7):739–53.
- [61] Mengelkamp E, Notheisen B, Beer C, Dauer D, Weinhardt C. A blockchain-based smart grid: towards sustainable local energy markets. *Comput Sci Res Dev* 2018;33(1–2):207–14.
- [62] Karame GO, Androuraki E, Capkun S. Double-spending fast payments in bitcoin. In: *Proceedings of the 2012 ACM conference on computer and communications security* 2017, p. 906–17.
- [63] Fairfield JA. Smart contracts, bitcoin bots, and consumer protection. *Wash Lee L Rev Online* 2014;71:35.
- [64] Al-Riyami SS, Paterson KG. Certificateless public key cryptography. In: *International conference on the theory and application of cryptology and information security*. Springer; 2003, p. 452–73.
- [65] Rouhani S, Deters R. Performance analysis of ethereum transactions in private blockchain. In: *2017 8th IEEE international conference on software engineering and service science (ICSESS)*. 2017, p. 70–4.
- [66] Zhou D, Ruan N, Jia W. A robust throughput scheme for bitcoin network without block reward. In: *IEEE international conference on high performance computing and communications (HPCC)*. 2019, p. 706–13.
- [67] McConaghy T. Blockchain, throughput, and big data. *Bitcoin Startups Berlin*; 2014, Oct 28.
- [68] Spain M, Foley S, Gramoli V. The impact of ethereum throughput and fees on transaction latency during icos. In: *International conference on blockchain economics, security and protocols (Tokenomics 2019)*. Schloss Dagstuhl-Leibniz-Zentrum für Informatik; 2020.
- [69] Shah D, Zhang K. Bayesian regression and Bitcoin. In: *2014 52nd Annual allerton conference on communication, control, and computing (Allerton)*. IEEE; 2014, p. 409–14.
- [70] Wüst K, Gervais A. Do you need a blockchain? In: *2018 crypto valley conference on blockchain technology (CVCBT)*. IEEE; 2018, p. 45–54.
- [71] Christidis K, Devetsikiotis M. Blockchains and smart contracts for the internet of things. *IEEE Access* 2016;4:2292–303.
- [72] Buterin V, et al. A next-generation smart contract and decentralized application platform. *White Pap* 2014;3(37).
- [73] Levi SD, Lipton AB. An introduction to smart contracts and their potential and inherent limitations. In: *Harvard law school forum on corporate governance & financial regulation*. 2018.
- [74] Di Silvestre ML, Gallo P, Ippolito MG, Sanseverino ER, Zizzo G. A technical approach to the energy blockchain in microgrids. *IEEE Trans Ind Inform* 2018;14(11):4792–803.
- [75] Li Y, Yang W, He P, Chen C, Wang X. Design and management of a distributed hybrid energy system through smart contract and blockchain. *Appl Energy* 2019;248:390–405.
- [76] Mihaylov M, Jurado S, Avellana N, Van Moffaert K, de Abril IM, Nowé A. Nrgcoin: Virtual currency for trading of renewable energy in smart grids. In: *11th international conference on the european energy market (EEM14)*. 2014, p. 1–6.
- [77] Saxena S, Farag HE, Turesson H, Kim H. Blockchain based transactive energy systems for voltage regulation in active distribution networks. *IET Smart Grid* 2020.
- [78] Myung S, Lee J-H. Ethereum smart contract-based automated power trading algorithm in a microgrid environment. *J Supercomput* 2018;1–11.
- [79] Khaqqi KN, Sikorski JJ, Hadinoto K, Kraft M. Incorporating seller/buyer reputation-based system in blockchain-enabled emission trading application. *Appl Energy* 2018;209:8–19.
- [80] Pan Y, Zhang X, Wang Y, Yan J, Zhou S, Li G, Bao J. Application of blockchain in carbon trading. *Energy Procedia* 2019;158:4286–91.
- [81] Richardson A, Xu J. Carbon trading with blockchain. 2020, arXiv:2005.02474.
- [82] Tang Q, Tang LM. Toward a distributed carbon ledger for carbon emissions trading and accounting for corporate carbon management. *J Emerg Technol Account* 2019;16(1):37–46.
- [83] Electricity ten year statement. Tech. rep., National Grid; 2018.
- [84] Kahn AE, Cramton PC, Porter RH, Tabors RD. Uniform pricing or pay-as-bid pricing: a dilemma for california and beyond. *Electr J* 2001;14(6):70–9.
- [85] Nicolosi M. Wind power integration and power system flexibility—an empirical analysis of extreme events in germany under the new negative price regime. *Energy Policy* 2010;38(11):7257–68.
- [86] He L, Zheng Z, Guo D. High step-up dc–dc converter with active soft-switching and voltage-clamping for renewable energy systems. *IEEE Trans Power Electr* 2018;33(11):9496–505.
- [87] Qiu J, Zhao J, Yang H, Dong ZY. Optimal scheduling for prosumers in coupled transactive power and gas systems. *IEEE Trans Power Syst* 2017;33(2):1970–80.
- [88] Zhao Z, Zhang J, Yan B, Cheng R, Lai CS, Huang L, Guan Q, Lai LL. Decentralized finite control set model predictive control strategy of microgrids for unbalanced and harmonic power management. *IEEE Access* 2020.
- [89] <https://bitinfocharts.com/comparison/transactionfees-btc-eth.html#1y>.
- [90] Varian HR. *Intermediate microeconomics: a modern approach*: ninth international student edition. WW Norton & Company; 2014.
- [91] Von Stackelberg H. *Market structure and equilibrium*. Springer Science & Business Media; 2010.
- [92] Dantzig GB. *Linear programming and extensions*, Vol. 48. Princeton University Press; 1998.
- [93] Schrijver A. *Theory of linear and integer programming*. John Wiley & Sons; 1998.
- [94] Williams HP. *Logic and integer programming*. Springer; 2009.
- [95] Bazaraa MS, Sherali HD, Shetty CM. *Nonlinear programming: theory and algorithms*. John Wiley & Sons; 2013.
- [96] Shi Y, et al. Particle swarm optimization: developments, applications and resources. In: *Proceedings of the 2001 congress on evolutionary computation (IEEE Cat. No. 01TH8546)*, Vol. 1. IEEE; 2001, p. 81–6.
- [97] Deb K, Pratap A, Agarwal S, Meyarivan T. A fast and elitist multiobjective genetic algorithm: NSGA-II. *IEEE Trans Evol Comput* 2002;6(2):182–97.
- [98] Dasgupta D. *Artificial immune systems and their applications*. Springer Science & Business Media; 2012.
- [99] Belgana A, Rimal BP, Maier M. Open energy market strategies in microgrids: A stackelberg game approach based on a hybrid multiobjective evolutionary algorithm. *IEEE Trans Smart Grid* 2014;6(3):1243–52.
- [100] Meng F-L, Zeng X-J. A stackelberg game-theoretic approach to optimal real-time pricing for the smart grid. *Soft Comput* 2013;17(12):2365–80.
- [101] Hua W, Li D, Sun H, Matthews P. Stackelberg game-theoretic model for low carbon energy market scheduling. *IET Smart Grid* 2020;3(1):31–41.

- [102] Ghosh A, Aggarwal V, Wan H. Exchange of renewable energy among prosumers using blockchain with dynamic pricing. 2018, arXiv:1804.08184.
- [103] Mohammadi R, Mashhadi HR, Shahidehpour M. Enhancement of distribution system reliability: A framework based on cournot game model. *IEEE Trans Smart Grid* 2020;11(3):2172–81.
- [104] Vuelvas J, Ruiz F. A novel incentive-based demand response model for cournot competition in electricity markets. *Energy Syst* 2019;10(1):95–112.
- [105] Morales JM, Minguez R, Conejo AJ. A methodology to generate statistically dependent wind speed scenarios. *Appl Energy* 2010;87(3):843–55.
- [106] Hasan KN, Preece R, Milanović JV. Existing approaches and trends in uncertainty modelling and probabilistic stability analysis of power systems with renewable generation. *Renew Sustain Energy Rev* 2019;101:168–80.
- [107] Santos MJ, Ferreira P, Araújo M. A methodology to incorporate risk and uncertainty in electricity power planning. *Energy* 2016;115:1400–11.
- [108] Hemmati M, Mohammadi-Ivatloo B, Soroudi A. Uncertainty management in power system operation decision making. 2019, arXiv preprint arXiv:1911.10358.
- [109] Preece R, Milanović JV. Efficient estimation of the probability of small-disturbance instability of large uncertain power systems. *IEEE Trans Power Syst* 2015;31(2):1063–72.
- [110] Liang M, Li W, Yu J, Shi L. Kernel-based electric vehicle charging load modeling with improved latin hypercube sampling. In: 2015 IEEE power energy society general meeting. 2015, p. 1–5.
- [111] Xiao H, Pei W, Dong Z, Kong L, Wang D. Application and comparison of metaheuristic and new metamodel based global optimization methods to the optimal operation of active distribution networks. *Energies* 2018;11(1):85.
- [112] Mavromatidis G, Orehounig K, Carmeliet J. Design of distributed energy systems under uncertainty: A two-stage stochastic programming approach. *Appl Energy* 2018;222:932–50.
- [113] Huang C, Yue D, Xie J, Li Y, Wang K. Economic dispatch of power systems with virtual power plant based interval optimization method. *CSEE J Power Energy* 2016;2(1):74–80.
- [114] Jordan MI, Rumelhart DE. Forward models: Supervised learning with a distal teacher. *Cogn Sci* 1992;16(3):307–54.
- [115] Barlow HB. Unsupervised learning. *Neural Comput* 1989;1(3):295–311.
- [116] Sutton RS, Barto AG. Reinforcement learning: an introduction. MIT Press; 2018.
- [117] Zhang C, Li J, Angela Zhang Y, Xu Z. Data-driven sizing planning of renewable distributed generation in distribution networks with optimality guarantee. *IEEE Trans Sustain Energy* 2020;11(3):2003–14.
- [118] Mbuwir BV, Geysen D, Spiessens F, Deconinck G. Reinforcement learning for control of flexibility providers in a residential microgrid. *IET Smart Grid* 2020;3(1):98–107.
- [119] Najafi S, Shafie-khah M, Siano P, Wei W, Catalão JPS. Reinforcement learning method for plug-in electric vehicle bidding. *IET Smart Grid* 2019;2(4):529–36.
- [120] Shafie-Khah M, Talari S, Wang F, Catalão JPS. Decentralised demand response market model based on reinforcement learning. *IET Smart Grid* 2020;3(5):713–21.
- [121] Wen Z, O'Neill D, Maei H. Optimal demand response using device-based reinforcement learning. *IEEE Trans Smart Grid* 2015;6(5):2312–24.
- [122] Ruelens F, Claessens BJ, Vandael S, Iacovella S, Vingerhoets P, Belmans R. Demand response of a heterogeneous cluster of electric water heaters using batch reinforcement learning. In: 2014 power systems computation conference. 2014, p. 1–7.
- [123] Gasse M, Chételat D, Ferroni N, Charlin L, Lodi A. Exact combinatorial optimization with graph convolutional neural networks. In: Advances in neural information processing systems. 2019, p. 15580–92.
- [124] Zhang D, Li S, Sun M, O'Neill Z. An optimal and learning-based demand response and home energy management system. *IEEE Trans Smart Grid* 2016;7(4):1790–801.