

Target-of-opportunity Observations of Gravitational-wave Events with Vera C. Rubin Observatory

Andreoni, Igor; Margutti, Raffaella; Salafia, Om Sharan; Parazin, B.; Villar, V. Ashley; Coughlin, Michael W.; Yoachim, Peter; Mortensen, Kris; Brethauer, Daniel; Smartt, S. J.; Kasliwal, Mansi M.; Alexander, Kate D.; Anand, Shreya; Berger, E.; Bernardini, Maria Grazia; Bianco, Federica B.; Blanchard, Peter K.; Bloom, Joshua S.; Brocato, Enzo; Bulla, Mattia

DOI:

[10.3847/1538-4365/ac617c](https://doi.org/10.3847/1538-4365/ac617c)

License:

Creative Commons: Attribution (CC BY)

Document Version

Publisher's PDF, also known as Version of record

Citation for published version (Harvard):

Andreoni, I, Margutti, R, Salafia, OS, Parazin, B, Villar, VA, Coughlin, MW, Yoachim, P, Mortensen, K, Brethauer, D, Smartt, SJ, Kasliwal, MM, Alexander, KD, Anand, S, Berger, E, Bernardini, MG, Bianco, FB, Blanchard, PK, Bloom, JS, Brocato, E, Bulla, M, Cartier, R, Cenko, SB, Chornock, R, Copperwheat, CM, Corsi, A, D'Ammando, F, D'Avanzo, P, H el ene Datrier, L E, Foley, RJ, Ghirlanda, G, Goobar, A, Grindlay, J, Hajela, A, Holz, DE, Karambelkar, V, Kool, EC, Lamb, GP, Laskar, T, Levan, A, Maguire, K, May, M, Melandri, A, Milisavljevic, D, Miller, AA, Nicholl, M, Nissanke, SM, Palmese, A, Piranomonte, S, Rest, A, Sagu es-Carracedo, A, Siellez, K, Singer, LP, Smith, M, Steeghs, D & Tanvir, N 2022, 'Target-of-opportunity Observations of Gravitational-wave Events with Vera C. Rubin Observatory', *The Astrophysical Journal Supplement Series*, vol. 260, no. 1, 18. <https://doi.org/10.3847/1538-4365/ac617c>

[Link to publication on Research at Birmingham portal](#)

General rights

Unless a licence is specified above, all rights (including copyright and moral rights) in this document are retained by the authors and/or the copyright holders. The express permission of the copyright holder must be obtained for any use of this material other than for purposes permitted by law.

- Users may freely distribute the URL that is used to identify this publication.
- Users may download and/or print one copy of the publication from the University of Birmingham research portal for the purpose of private study or non-commercial research.
- User may use extracts from the document in line with the concept of 'fair dealing' under the Copyright, Designs and Patents Act 1988 (?)
- Users may not further distribute the material nor use it for the purposes of commercial gain.

Where a licence is displayed above, please note the terms and conditions of the licence govern your use of this document.

When citing, please reference the published version.

Take down policy









































While the University of Birmingham exercises care and attention in making items available there are rare occasions when an item has been uploaded in error or has been deemed to be commercially or otherwise sensitive.

If you believe that this is the case for this document, please contact UBIRA@lists.bham.ac.uk providing details and we will remove access to the work immediately and investigate.

Download date: 25. Apr. 2024



Target-of-opportunity Observations of Gravitational-wave Events with Vera C. Rubin Observatory

Igor Andreoni^{1,2,3,50} , Raffaella Margutti⁴ , Om Sharan Salafia^{5,6} , B. Parazin⁷, V. Ashley Villar^{8,9,10},
 Michael W. Coughlin¹¹ , Peter Yoachim¹² , Kris Mortensen¹³ , Daniel Brethauer⁴, S. J. Smartt¹⁴ , Mansi M. Kasliwal¹⁵ ,
 Kate D. Alexander¹⁶ , Shreya Anand¹⁵ , E. Berger¹⁷ , Maria Grazia Bernardini⁵ , Federica B. Bianco^{18,19,20,21} ,
 Peter K. Blanchard¹⁶ , Joshua S. Bloom^{4,22} , Enzo Brocato^{23,24} , Mattia Bulla²⁵ , Regis Cartier²⁶, S. Bradley Cenko^{1,3},
 Ryan Chornock⁴ , Christopher M. Copperwheat²⁷ , Alessandra Corsi²⁸ , Filippo D'Ammando²⁹ , Paolo D'Avanzo⁵,
 Laurence Élise Hélène Datrier³⁰, Ryan J. Foley³¹ , Giancarlo Ghirlanda⁵ , Ariel Goobar³² , Jonathan Grindlay¹⁷,
 Aprajita Hajela¹⁶ , Daniel E. Holz³³ , Viraj Karambelkar¹⁵ , E. C. Kool²⁵ , Gavin P. Lamb³⁴ , Tanmoy Laskar³⁵ ,
 Andrew Levan^{35,36}, Kate Maguire³⁷ , Morgan May³⁸, Andrea Melandri⁵, Dan Milisavljevic³⁹ , A. A. Miller¹⁶ ,
 Matt Nicholl⁴⁰ , Samaya M. Nissanke⁴¹ , Antonella Palmese^{42,51} , Silvia Piranomonte²³, Armin Rest^{43,44} ,
 Ana Sagués-Carracedo³², Karelle Siellez⁴⁵, Leo P. Singer⁴⁶ , Mathew Smith⁴⁷, D. Steeghs^{48,49} , and Nial Tanvir³⁴ 

¹ Joint Space-Science Institute, University of Maryland, College Park, MD 20742, USA; andreoni@umd.edu

² Department of Astronomy, University of Maryland, College Park, MD 20742, USA

³ Astrophysics Science Division, NASA Goddard Space Flight Center, Mail Code 661, Greenbelt, MD 20771, USA

⁴ Department of Astronomy, University of California, Berkeley, CA 94720-3411, USA

⁵ INAF—Osservatorio Astronomico di Brera, Via E. Bianchi 46, I-23807 Merate (LC), Italy

⁶ INFN—Sezione di Milano-Bicocca, Piazza della Scienza 3, I-20146 Milano (MI), Italy

⁷ College of Science, Northeastern University, Boston, MA 02115, USA

⁸ Department of Astronomy & Astrophysics, The Pennsylvania State University, University Park, PA 16802, USA

⁹ Institute for Computational & Data Sciences, The Pennsylvania State University, University Park, PA 16802, USA

¹⁰ Institute for Gravitation and the Cosmos, The Pennsylvania State University, University Park, PA 16802, USA

¹¹ School of Physics and Astronomy, University of Minnesota, Minneapolis, MN 55455, USA

¹² Department of Astronomy, University of Washington, 3910 15th Avenue NE, Seattle, WA 98195, USA

¹³ Department of Physics, University of California Davis, 1 Shields Avenue, Davis, CA 95616, USA

¹⁴ Astrophysics Research Centre School of Mathematics and Physics, Queen's University Belfast, Belfast, BT7 1NN, UK

¹⁵ Division of Physics, Mathematics and Astronomy, California Institute of Technology, Pasadena, CA 91125, USA

¹⁶ Center for Interdisciplinary Exploration and Research in Astrophysics (CIERA) and Department of Physics and Astronomy, Northwestern University, 2145 Sheridan Road, Evanston, IL 60208-3112, USA

¹⁷ Center for Astrophysics | Harvard & Smithsonian, Cambridge, MA 02138, USA

¹⁸ Department of Physics and Astronomy, University of Delaware, Newark, DE 19716, USA

¹⁹ Joseph R. Biden, Jr., School of Public Policy and Administration, University of Delaware, Newark, DE 19717, USA

²⁰ Data Science Institute, University of Delaware, Newark, DE 19717, USA

²¹ CUSP: Center for Urban Science and Progress, New York University, Brooklyn, NY 11201, USA

²² Lawrence Berkeley National Laboratory, 1 Cyclotron Road, MS 50B-4206, Berkeley, CA 94720, USA

²³ INAF—Osservatorio Astronomico di Roma, Via Frascati 33, I-00078 Monte Porzio Catone (RM), Italy

²⁴ INAF—Osservatorio Astronomico d'Abruzzo, Via M. Maggini s.n.c., I-64100 Teramo, Italy

²⁵ The Oskar Klein Centre, Department of Astronomy, Stockholm University, AlbaNova, SE-10691, Stockholm, Sweden

²⁶ Gemini Observatory, NSF's National Optical-Infrared Astronomy Research Laboratory, Casilla 603, La Serena, Chile

²⁷ Astrophysics Research Institute, Liverpool John Moores University, Liverpool, L3 5RF, UK

²⁸ Texas Tech University, Lubbock, TX 79409, USA

²⁹ INAF—Istituto di Radioastronomia, Via Gobetti 101, I-40129 Bologna, Italy

³⁰ Institute for Gravitational Research, University of Glasgow, Glasgow, UK

³¹ Department of Astronomy and Astrophysics, University of California, Santa Cruz, CA 95064, USA

³² The Oskar Klein Centre, Department of Physics, Stockholm University, AlbaNova, SE-106 91 Stockholm, Sweden

³³ Department of Physics, Department of Astronomy & Astrophysics, Kavli Institute for Cosmological Physics, and Enrico Fermi Institute, The University of Chicago, Chicago, IL 60637, USA

³⁴ School of Physics and Astronomy, University of Leicester, University Road, Leicester, LE1 7RH, UK

³⁵ Department of Astrophysics/IMAPP, Radboud University, P.O. Box 9010, 6500 GL Nijmegen, The Netherlands

³⁶ Department of Physics, University of Warwick, Coventry, CV4 7AL, UK

³⁷ School of Physics, Trinity College Dublin, The University of Dublin, Dublin 2, Ireland

³⁸ Department of Physics, Columbia University, New York, NY 10027, USA

³⁹ Department of Physics and Astronomy, Purdue University, 525 Northwestern Avenue, West Lafayette, IN 47907, USA

⁴⁰ Institute for Gravitational Wave Astronomy and School of Physics and Astronomy, University of Birmingham, Birmingham B15 2TT, UK

⁴¹ GRAPPA, University of Amsterdam, Science Park 904, 1098 XH Amsterdam, Netherlands

⁴² Department of Physics, University of California Berkeley, 366 LeConte Hall MC 7300, Berkeley, CA 94720, USA

⁴³ Space Telescope Science Institute, 3700 San Martin Drive, Baltimore, MD 21218, USA

⁴⁴ Department of Physics and Astronomy, The Johns Hopkins University, 3400 North Charles Street, Baltimore, MD 21218, USA

⁴⁵ Institut d'Astrophysique de Paris, CNRS, UMR 7095, 98 bis bd Arago, F-75014 Paris, France

⁴⁶ Astroparticle Physics Laboratory, NASA Goddard Space Flight Center, Mail Code 661, Greenbelt, MD 20771, USA

⁴⁷ Université de Lyon, Université Claude Bernard Lyon 1, CNRS/IN2P3, IP21 Lyon, F-69622, Villeurbanne, France

⁴⁸ Department of Physics, University of Warwick, Gibbet Hill Road, Coventry CV4 7AL, UK

⁴⁹ OzGrav: The ARC Centre of Excellence for Gravitational Wave Discovery, Clayton VIC 3800, Australia
Received 2021 November 3; revised 2022 March 3; accepted 2022 March 24; published 2022 May 13

Abstract

The discovery of the electromagnetic counterpart to the binary neutron star (NS) merger GW170817 has opened the era of gravitational-wave multimessenger astronomy. Rapid identification of the optical/infrared kilonova enabled a precise localization of the source, which paved the way to deep multiwavelength follow-up and its myriad of related science results. Fully exploiting this new territory of exploration requires the acquisition of electromagnetic data from samples of NS mergers and other gravitational-wave sources. After GW170817, the frontier is now to map the diversity of kilonova properties and provide more stringent constraints on the Hubble constant, and enable new tests of fundamental physics. The Vera C. Rubin Observatory’s Legacy Survey of Space and Time can play a key role in this field in the 2020s, when an improved network of gravitational-wave detectors is expected to reach a sensitivity that will enable the discovery of a high rate of merger events involving NSs (\sim tens per year) out to distances of several hundred megaparsecs. We design comprehensive target-of-opportunity observing strategies for follow-up of gravitational-wave triggers that will make the Rubin Observatory the premier instrument for discovery and early characterization of NS and other compact-object mergers, and yet unknown classes of gravitational-wave events.

Unified Astronomy Thesaurus concepts: [Gravitational wave sources \(677\)](#); [Neutron stars \(1108\)](#); [Black holes \(162\)](#); [Astronomical methods \(1043\)](#); [Transient detection \(1957\)](#)

1. Introduction

The direct detection of gravitational waves (GWs) from astrophysical sources has enabled an exciting new view of the cosmos (Abbott et al. 2016). The true power of GW detections becomes apparent when they are paired with electromagnetic (EM) data.

To date, the first and only celestial object with confirmed joint GW+EM detections was GW170817, which was discovered in association with a short gamma-ray burst (GRB; Abbott et al. 2017a; Goldstein et al. 2017), an optical kilonova (KN; e.g., Arcavi et al. 2017; Coulter et al. 2017; Lipunov et al. 2017; Soares-Santos et al. 2017; Tanvir et al. 2017; Valenti et al. 2017), and a radio (e.g., Alexander et al. 2017; Hallinan et al. 2017) and X-ray (e.g., Margutti et al. 2017; Troja et al. 2017) afterglow. The identification of an EM counterpart provides numerous benefits to GW analysis, including: improved localization leading to host-galaxy identification (e.g., Coulter et al. 2017); determination of the source’s distance and energy scales; characterization of the progenitor’s local environment (e.g., Alexander et al. 2017; Hallinan et al. 2017; Levan et al. 2017; Pan et al. 2017; Troja et al. 2017; Hajela et al. 2019); breaking modeling degeneracies between distance and inclination (Abbott et al. 2017b); insight on the launching and propagation of relativistic jets, and the related emission processes (e.g., Murguia-Berthier et al. 2014; Gottlieb et al. 2018; Mooley et al. 2018; Ghirlanda et al. 2019; Salafia et al. 2019; Nativi et al. 2021, 2022; Salafia & Giacomazzo 2021); and insight on the formation channel of binary neutron star (NS) mergers (e.g., Palmese et al. 2017). Furthermore, identification of the EM counterpart facilitates other fields of investigation such as determining the primary sites of heavy, rapid neutron capture “*r*-process” element production (Chornock et al. 2017; Coulter et al. 2017; Cowperthwaite et al. 2017; Kasen et al. 2017; Kilpatrick et al. 2017; Pian et al. 2017; Rosswog et al. 2017, 2018;

Smartt et al. 2017; Watson et al. 2019; Kasliwal et al. 2022), placing limits on the NS equation of state (Bauswein et al. 2017; Margalit & Metzger 2017; Annala et al. 2018; Coughlin et al. 2018, 2019b, 2019c; Most et al. 2018; Radice et al. 2018; Lai et al. 2019; Dietrich et al. 2020; Nicholl et al. 2021), and making independent measurements of the Hubble constant (Abbott et al. 2017c, 2017d; Guidorzi et al. 2017; Hjorth et al. 2017; Hotokezaka et al. 2019; Coughlin et al. 2020a, 2020b; Dietrich et al. 2020; Wang & Giannios 2021). We refer the reader to Nakar (2020) and Margutti & Chornock (2021) for recent reviews of the GW and EM observations of GW170817.

The third Advanced LIGO, Virgo, and KAGRA (LVK) observing run (O3, which ran in 2019–2020) yielded the solid detection of the second binary neutron star (NS–NS) merger (GW190425; Abbott et al. 2020a), at least two neutron star–black hole (NS–BH) mergers (GW200105 and GW200115; Abbott et al. 2021), and several other NS–NS or NS–BH candidates (The LIGO Scientific Collaboration et al. 2021a). Despite much follow-up effort, no EM counterpart was identified during O3 in the optical (e.g., Andreoni et al. 2019b, 2020; Coughlin et al. 2019a; Goldstein et al. 2019; Gomez et al. 2019; Hosseinzadeh et al. 2019; Lundquist et al. 2019; Ackley et al. 2020; Antier et al. 2020; Garcia et al. 2020; Gompertz et al. 2020; Kasliwal et al. 2020; Vieira et al. 2020; Anand et al. 2021; Becerra et al. 2021; Chang et al. 2021; Kilpatrick et al. 2021; Oates et al. 2021), in the radio (Dobie et al. 2019; Alexander et al. 2021; Bhakta et al. 2021), or during X-ray/high-energy observations (Page et al. 2020; Watson et al. 2020; see, however, Pozanenko et al. 2020). The task was made particularly difficult by the coarse localization regions (median localization area of 4480 deg²; Kasliwal et al. 2020) and large distances (median distance of 267 Mpc; Kasliwal et al. 2020) of NS–NS and NS–BH merger candidates (see also The LIGO Scientific Collaboration et al. 2021b).

Exploiting the success of multimessenger astronomy in the next decade will require a continued investment of observational resources. In this period, the GW-detector network will increase its sensitivity, while additional interferometers will come online, such as LIGO-India (Abbott et al. 2020b). In this multidetector regime, NS–NS mergers will be detected beyond

⁵⁰ Gehrels Fellow.

⁵¹ NASA Einstein Fellow.



Table 1
Realistic Expectations for NS–NS, NS–BH, and BH–BH Merger Detection during LVK O5, Assuming a Duration of One Calendar Year for the Run

	O4			O5		
	Total	$20 < \Omega_{90\%} \leq 100$	$\Omega_{90\%} \leq 20$	Total	$20 < \Omega_{90\%} \leq 100$	$\Omega_{90\%} \leq 20$
NS–NS	34^{+78}_{-25}	$2.5^{+5.7}_{-1.8}$	$2.4^{+5.6}_{-1.8}$	190^{+410}_{-130}	22^{+49}_{-15}	$13^{+29}_{-9,1}$
NS–BH	72^{+75}_{-38}	$6.8^{+7.1}_{-4.0}$	$4.3^{+4.5}_{-2.5}$	360^{+360}_{-180}	45^{+45}_{-23}	23^{+23}_{-12}
BH–BH	106^{+65}_{-42}	$19^{+12}_{-7.7}$	$15^{+9.3}_{-6.0}$	480^{+280}_{-180}	104^{+61}_{-39}	70^{+41}_{-26}

Note. Information is also reported for O4 for comparison, to stress the big difference in the number of well-localized sources expected between O4 and O5. The table indicates the total number of expected detections and those with localization uncertainty $\Omega_{90\%} \leq 20 \text{ deg}^2$ and $20 \text{ deg}^2 < \Omega_{90\%} \leq 100 \text{ deg}^2$. The reported values are based on results obtained by Petrov et al. (2022).

$\sim 200 \text{ Mpc}$ and NS–BH mergers out to several hundred megaparsecs. Nearby source localizations will continue to improve from $\sim 100 \text{ deg}^2$ to $\sim 10 \text{ deg}^2$ for those mergers detected by multiple interferometers (Petrov et al. 2022). The Vera C. Rubin Observatory will have a unique combination of a large aperture and wide field of view (FOV) that will be well suited to the task of GW follow-up. Moreover, the Legacy Survey of Space and Time (LSST) will provide deep multiband templates of $>18,000 \text{ deg}^2$ for immediate image subtraction, which is key to transient discovery. Rubin will be able to cover well-localized GW regions in a handful of pointings and achieve deep observations with relatively short integration times. This means that Rubin has the potential to detect and identify EM counterparts to GW sources rapidly and effectively, especially at such large distances, where counterparts ($M \sim -16 \text{ mag}$ in the optical) are expected to be too faint for most wide-field survey telescopes (e.g., Bloom et al. 2009; Chase et al. 2022). However, rapid target-of-opportunity (ToO) observations will be the only way to achieve this goal.

In this paper, which is largely based on the white paper by Margutti et al. (2018), we describe comprehensive ToO strategies for the follow-up of GW sources that will allow Rubin to serve as the premiere discovery instrument in the Southern Hemisphere. The start of science operations of Rubin is set in 2024+; hence, it will overlap with the fifth LIGO–Virgo–KAGRA observing run (LVK O5). The fourth LVK observing period (O4) will run mid-2022–23 and, with the increased sensitivity from O3, is projected to discover up to tens of NS–NS mergers (Table 1). However, this is an optimistic estimate with large uncertainty, and 40%–50% will likely be in solar conjunction. Thus, by O5, one can only expect an incremental increase in EM counterpart discovery. Rubin will be the next game changer.

We outline two LSST observing strategies based on the expected performance of GW detectors during O5: a *minimal* strategy that targets a time investment of $\lesssim 1.4\%$ of the nominal survey time and an *preferred* strategy that will use $\sim 2\%$ of the time budget. These strategies are designed to provide rapid discovery of EM counterparts, which will enable further multiwavelength photometric and spectroscopic observations. Our work tackles the following major science goals:

(i) The primary goal that will enable studies of EM transients from GW sources in the 2020s is growing the sample size of known EM counterparts.

Building a large sample of EM counterparts is essential for conducting statistically rigorous systematic studies that will allow us to understand the diversity of EM transient behavior, their host environments, the nature of merger remnants, and their contribution to the chemical enrichment of the universe through cosmic r -process production, which shapes the light

curves and colors of KNe associated to GW events (e.g., Metzger et al. 2015). In fact, the KN population is *expected* to be diverse, since simulations suggest that the ejected masses and lanthanide fractions (hence observable properties such as color, luminosity, and spectral features) are significantly dependent on the binary mass ratio (see, for example, Radice et al. 2020, for a recent review).

Improvements in survey data mining technology will enable the discovery of rare KNe in the Wide Fast Deep (WFD) survey (Scolnic et al. 2018; Cowperthwaite et al. 2019; Andreoni et al. 2019a, 2022; Bianco et al. 2019; Setzer et al. 2019; Sagués Carracedo et al. 2021). However, targeted follow-up will be much more efficient at achieving this goal thanks to timing and search-area constraints provided by GW detections. The chances of detecting a KN associated with a GW event during the regular WFD survey, without initiating ToO observations, is negligible (although “reverse” searches for faint signals in GW data that could be associated with EM-discovered transients is an intriguing prospect; see, for example, Aasi et al. 2013). Moreover, a multimessenger data set (as opposed to EM-only studies) carries much higher scientific value (e.g., Dietrich et al. 2020).

(ii) Of particular interest are observations of KNe at early times (e.g., $\lesssim 11 \text{ hr}$ postmerger). Despite the fact that the optical counterpart of GW170817 was discovered 10.9 hr postmerger (Coulter et al. 2017; see also, e.g., Andreoni et al. 2017; Arcavi et al. 2017; Cowperthwaite et al. 2017; Drout et al. 2017; Evans et al. 2017; Kasliwal et al. 2017; Lipunov et al. 2017; Pian et al. 2017; Smartt et al. 2017; Soares-Santos et al. 2017; Tanvir et al. 2017; Valenti et al. 2017; Villar et al. 2017), these observations were still unable to definitively determine the nature of the early blue emission. Understanding this early-time radiation is crucial for identifying emission mechanisms beyond the radioactively powered KNe (such as a precursor from β decay of free neutrons, or shock-cooling; see, for example, Metzger et al. 2015; Arcavi 2018; Piro & Kollmeier 2018). In particular, mapping the rapid broadband spectral energy distribution (SED) evolution is key to separating these components, and also distinguishing KNe from most other astrophysical transients. Photometric observations in multiple bands can serve this purpose well. If a bright ($\lesssim 21.5 \text{ mag}$) counterpart is identified rapidly enough, precious spectroscopic data can be acquired that offer an even better opportunity of differentiating between those mechanisms.

(iii) An EM counterpart to an NS–BH merger is yet to be observed (e.g., Anand et al. 2021). In this case, the merger might produce a KN (e.g., Li & Paczyński 1998; Roberts et al. 2011; Foucart 2012; Kawaguchi et al. 2016; Barbieri et al. 2020), but the ejecta mass can vary significantly (from ~ 0 to $\sim 0.5 M_{\odot}$) depending on the mass ratio of the binary, the NS equation of state, and the BH spin (e.g., Foucart et al. 2013; Kawaguchi et al. 2016;

Gompertz et al. 2022). It is also unclear if NS–BH mergers will be able to produce the bright early-time blue emission seen in GW170817 (Metzger et al. 2015), if any EM transient is produced at all. Furthermore, these systems will have higher-amplitude GWs and will thus be detected on average at greater distances, as O3 demonstrated (Abbott et al. 2021; The LIGO Scientific Collaboration et al. 2021a). This combination of increased luminosity distance and potentially fainter counterpart means that Rubin will be an essential tool for discovering (or placing the deepest limits on) their EM counterparts.

(iv) Rubin, equipped with ToO capabilities, has the potential to place deep limits on the optical emission from binary black hole (BH–BH) mergers. There are numerous speculative mechanisms for the production of an optical counterpart to a BH–BH merger (e.g., Loeb 2016; Perna et al. 2016; de Mink & King 2017; Stone et al. 2017; McKernan et al. 2018), yet none have been unambiguously observed. One candidate optical flare, which might be associated to the BH–BH merger GW190521, was found by Graham et al. (2020). Rubin will be able to place deep limits on the optical emission from BH–BH mergers with a high statistical confidence in the case of nondetections, or might be able to discover the first high-confidence EM counterpart to BH–BH mergers.

(v) Lastly, Rubin has the capability of exploring the currently uncharted territory of EM counterparts to yet-to-be identified GW sources that are of burst nature and not modeled by compact-object coalescence (e.g., from a nearby core-collapse SN; see Kotake et al. 2006).

In the pursuit of these goals, the true power of Rubin will be the ability to both rapidly grow the population of rare known transients, such as KNe, and discover new sources of optical emission associated with compact-object mergers (e.g., non-radioactively powered KN early-time emission, emission from a BH–BH merger) and unidentified GW sources.

2. Technical Description

2.1. High-level Description

The likelihood that, during the LSST WFD survey, the coordinates of a counterpart fall within the Rubin FOV by chance multiple times within ~ 1 week since a GW trigger was found to be extremely small ($\sim 7\%$ for the r band only; \sim a few percent for observations in multiple filters; Margutti et al. 2018). This conclusion has been significantly strengthened by studies that focused on the problem of the detection and characterization of KNe from NS–NS mergers in the WFD data stream using realistic simulations of the observing cadence and conditions. These studies either started from rescaled versions of the single known KN event with multiband light curves (Scolnic et al. 2018; Bianco et al. 2019), or expanded this specific case with simulations of KN light curves expected for a wide range of ejecta masses and composition (Cowperthwaite et al. 2019; Andreoni et al. 2019a, 2022; Setzer et al. 2019; Sagués Carracedo et al. 2021), and viewing angles (Sagués Carracedo et al. 2021; Andreoni et al. 2022).

The main findings from these studies can be summarized as follows: (i) The main LSST survey will reach an overall efficiency of KN detection⁵² of the order of a few percent. For

the optimistic end of the NS–NS merger rate, $R_{\text{BNS}} = 320^{+490}_{-240} \text{ Gpc}^{-3} \text{ yr}^{-1}$ (The LIGO Scientific Collaboration et al. 2021a), results from these works (with NS merger rates appropriately rescaled) generally agree that one to four GW170817-like KNe per year will be detected in the LSST WFD using the baseline cadence, and ~ 0.3 KNe per year in the LSST Deep-Drilling Fields (DDFs). (ii) While the optimistic prospect of finding up to four KNe per year might seem encouraging, the vast majority of the detected KNe will have poorly sampled light curves, which can prevent accurate estimates of physical parameters of primary scientific importance such as the merger ejecta mass and electron fraction Y_e . KNe discovered this way will also likely be found >24 hr from the merger, which will prevent the study of the possible fast-fading blue component. One major challenge will be effectively separating those handful of KNe from contaminant sources, whose number can be several orders of magnitude larger (but see, for example, Andreoni et al. 2021, 2022, for techniques to make this separation more effective). In addition, those KN detections will lack any GW information that could give insight in the determination of the progenitor and the physics of the merger.

These two results are direct consequences of the fact that the cadence of the LSST WFD survey is inadequate given the expected fast evolution of GW counterparts (see also Bellm et al. 2022), and that the sky area covered by the DDFs is not large enough to rely on chance alignment with GW localizations. Further improvement on the LSST WFD survey design with implementation of rolling cadences could lead to the discovery of a significantly larger number of KNe independently of GW or GRB triggers, which is key to unbiased studies of the KN population beyond the LVK horizon and from all viewing angles. Nevertheless, ToO capabilities are the only way to enable Rubin to have a significant scientific role in joint GW+EM multimessenger Astrophysics, for NS–NS as well as NS–BH and BH–BH mergers. As demonstrated below, only a small amount of LSST survey time during the O5 run is required in order to make a major scientific contribution.

In this section, we analyze separately the cases of ToO follow-up of GW triggers resulting from NS–NS mergers, NS–BH mergers, BH–BH mergers, as well as unmodeled GW sources. For each of these classes, we outline a *minimal* and *preferred* Rubin follow-up strategy. We design the follow-up strategies of GW triggers bearing in mind that at the time of writing, we have only one example of a well-observed KN from the NS–NS merger event GW170817 (unambiguous EM counterparts to NS–BH and BH–BH mergers are yet to be found), and that our knowledge of EM counterparts to GW events could improve in the next few years *before* the start of Rubin operations. The strategies that we are putting forward see sudden changes when the localization area passes a given threshold (for example, 20 deg^2). In reality, uncertainty in the localization area measurement should be taken into account, and a more conservative choice for the integrated probability contour (e.g., 95% instead of 90%) could be considered for exceptionally promising GW events. We propose that these strategies are used as robust guidelines, with some flexibility allowed at the time of their application.

In the 2024+ era of LSST operations, the sky localization regions from a four GW-detector network operating at design sensitivity will routinely (but not typically; Petrov et al. 2022) be of the order of $20\text{--}200 \text{ deg}^2$, depending on distance, sky location, and orientation of the merger event (Abbott et al. 2020b).

⁵² The definition of what constitutes a detection varies from study to study, but generically implies the capability to detect, with high statistical confidence, the KN emission in one or multiple bands and in at least one instance in time, and reject asteroids.

Although the impact (and time line) of KAGRA and LIGO-India are still uncertain, areas of tens of deg^2 may become common and time windows with at least three online detectors will increase, improving the overall distribution of sky localizations for detections. Rubin has a unique combination of capabilities for optical/near-IR counterpart searches: the $\sim 10 \text{ deg}^2$ camera, deep sensitivity (over six bands) and a deep sky template for subtraction after the first year of operations. In addition, the fast readout and slew times are ideally suited to fast mapping of $20\text{--}200 \text{ deg}^2$ areas, which are not expected to be typical but can become routine during O5 (Petrov et al. 2022), to depths that are untouchable by the other surveys currently in this search and discovery mission.

Facilities such as the Asteroid Terrestrial-impact Last Alert System (Tonry et al. 2018), the Zwicky Transient Facility (ZTF; Bellm et al. 2019; Graham et al. 2019) and Gravitational-wave Optical Transient Observer (GOTO; Steeghs et al. 2022) can cover large areas with their cameras, but do not have the aperture to go beyond magnitude 21–22 and have limited filter sets. The Panoramic Survey Telescope and Rapid Response System (Chambers et al. 2016; in the Northern hemisphere) and the Dark Energy Camera (DECam; Flaugher et al. 2015; in the Southern hemisphere) are mounted on larger telescopes and therefore are more sensitive. Compared to DECam, Rubin has the following key advantages: a larger FOV (9.6 deg^2 against $\sim 3 \text{ deg}^2$ of DECam), larger collecting area (which makes Rubin significantly more sensitive), shorter readout time, and the advantage of having an all-sky reference frame with which to do immediate transient discovery via image subtraction. Other planned facilities include BlackGEM (Bloemen et al. 2015), a southern hemisphere GOTO node, and the La Silla Schmidt Southern Survey (LS4), which are also limited in aperture and sensitivity compared to Rubin.

Rubin is expected to start operations in 2024. Comparing the time lines of the Rubin and the GW observatories projects, Rubin will become operational by the start of the fifth observing run (O5).

For the observability of individual GW events, we assume that Rubin can access roughly two-thirds of the sky, which is generous because follow-up might be performed only for events falling within the LSST footprint ($\sim 18,000 \text{ deg}^2$), or where templates are available in at least one band. To ensure that GW localization skymaps are properly covered, we consider ~ 2 the minimum number of pointings when developing the strategies, so that chip gaps can be covered by applying small offsets between consecutive observations. For instance, a sky area of 20 deg^2 could be imaged with two Rubin pointings ($\sim 10 \text{ deg}^2$ each), but four tiles are considered instead to avoid losing $\sim 4\%$ of the area in any band due to gaps between the detectors. We apply a usable weather correction of 80% based on Cerro Tololo historical records.

The LSST camera is equipped with five filter slots. This means that observations with all six $u+g+r+i+z+y$ filters will not be possible to obtain in a given night. In dark nights, the u filter will be available, but the z filter will not. Conversely, the z filter will be available in bright nights, but the u filter will not. Therefore the exact GW follow-up strategies will be slightly different depending on the Moon’s phase. For time budget calculations, we assume 7 s of overhead time between exposures and 120 s overhead time for each filter change.

2.1.1. Binary Neutron Star Mergers (NS–NS)

For NS–NS mergers, we identify two key areas of the parameter space that can be explored by Rubin better than any other existing optical telescope: (i) the very early ($\delta t < 12 \text{ hr}$) multiband evolution of the KN emission, and (ii) the faint end of the KN brightness distribution. We expect numerous faint KNe resulting from distant mergers or from intrinsically low-luminosity events that populate the faint end of the KN luminosity function. We design the Rubin follow-up strategy of NS–NS mergers around the two discovery areas above. By sampling the rise time of the KN emission in multiple bands, the Rubin will enable constraints on new emission components such as shock-cooling emission (proposed for GW170817; Piro & Kollmeier 2018) or a free-neutron precursor (Metzger et al. 2015).

Other survey instruments in the Southern Hemisphere do not reach a comparable depth and, because of their smaller FOV, will have to tile the GW localization region with several pointings. The combination of those two factors—large 10 deg^2 FOV and unique depth—make Rubin a particularly efficient at early KN discovery. The multiband exploration of the very early KN emission is a key strength of the Rubin GW follow-up program that we propose here.

A second key strength of our proposed strategy builds on the unique capability of Rubin to map the faint end of the KN brightness distribution. Systematic GW follow-up during O3 made it possible to add limits on the intrinsic KN luminosity function (Kasliwal et al. 2020). However, the intrinsically faint end $M > -15 \text{ mag}$, expected, for example, when the ejecta mass is lower than GW170817, is still poorly probed (but see Gompertz et al. 2018). Observationally faint KN emission can also result from the most distant NS–NS mergers detected by the GW interferometers. During O5, NS–NS mergers are expected to be detected out to beyond $\sim 300 \text{ Mpc}$ (Petrov et al. 2022). As shown in Figures 1 and 2, Rubin is the only survey instrument able to discover red KNe at those distances.

Deep, rapid multiband observations are a crucial aspect of EM follow-up of NS–NS mergers as: (i) the blue KN component is not guaranteed to be present in all NS–NS mergers (Metzger et al. 2015); (ii) even if present, the brightness of the blue KN component is angle-dependent, and will thus depend on our line of sight to the NS–NS merger (e.g., Kasen et al. 2017; Bulla 2019; Nativi et al. 2021). A solid discovery strategy of EM counterparts to NS–NS mergers has thus to be built around the capability to detect the red KN component. As shown in Figure 2, the red emission from KNe at 200 Mpc and with small ejecta mass $M_{\text{ej,red}} = 0.005 M_{\odot}$ (~ 1 order of magnitude less than the ejecta mass inferred for the KN associated with GW170817; e.g., Cowperthwaite et al. 2017; Drout et al. 2017; Kasliwal et al. 2017; Pian et al. 2017; Smartt et al. 2017; Villar et al. 2017) is well within the reach of one Rubin visit, while it is beyond or at the very limit of what other instrument surveys in the Southern Hemisphere will be able to detect. Of those, DECam is the most sensitive; however, its FOV is about one-third of Rubin’s, and it lacks all-sky reference images for image subtraction. Rubin observations of KNe will allow us to probe the *diversity* of the ejecta properties of NS–NS mergers in ways that are simply not accessible otherwise (but see works that present the KN diversity based on short GRB observations; for example, Gompertz et al. 2018; Ascenzi et al. 2019a; Lamb et al. 2019; Troja et al. 2019; Rossi et al. 2020).

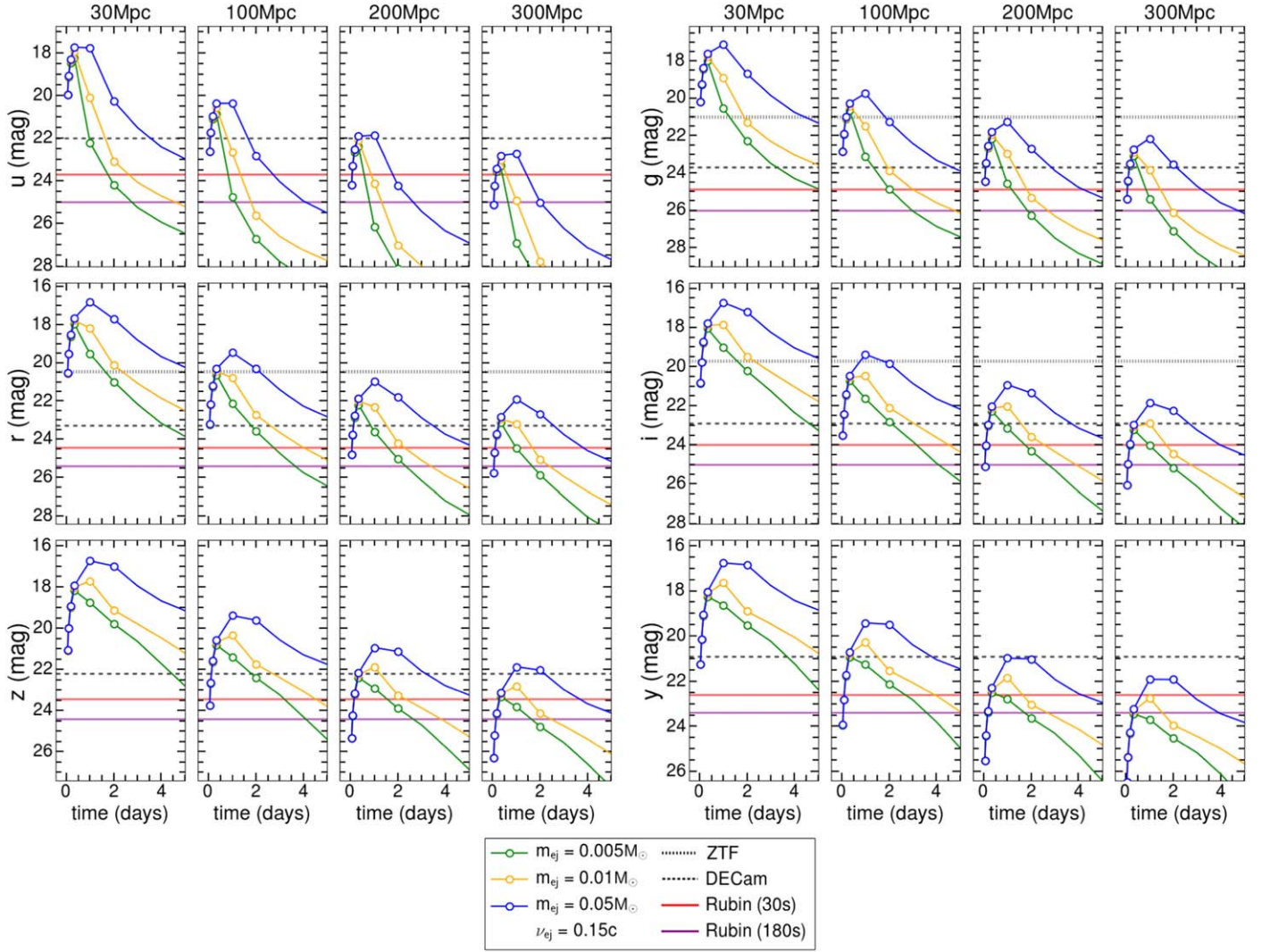


Figure 1. Simulated KN light curves in the six Rubin filters for different properties of the ejecta (mass and velocity) at four representative distances (30, 100, 200, and 300 Mpc). The models include a “red” and “blue” KN component. We explore three values of the red-component ejecta mass, $M_{ej,R} = 0.005, 0.01, \text{ and } 0.05 M_{\odot}$, with velocity $v_{ej,R} = 0.15 c$ (the KN luminosity is not a strong function of $v_{ej,R}$ and values within $0.1\text{--}0.2 c$ give comparable results). For each combination of these parameters, the blue ejecta component is $M_{ej,B} = 0.5 \times M_{ej,R}$ and $v_{ej,B} = 1.5 \times v_{ej,R}$. Open circles depict the expected preferred cadence times postmerger (1, 2, 4, 24, and 48 hr, with the possible addition of data at 8 hr). Dotted and dotted-dashed horizontal lines mark typical 5σ detection thresholds of ZTF and DECam, respectively, assuming 30 s exposure times (although GW follow-up with those instruments is likely to be performed using longer exposure times). Red and purple solid lines: Rubin 5σ detection thresholds for exposure times of 30 and 180 s under ideal observing conditions.

Set to start in late 2024 or early 2025, O5 will bring radical improvements in the detection of compact-object coalescences. KAGRA and Virgo are expected to approach design sensitivity (130 Mpc and 150–260 Mpc, respectively) by 2025, and the orientation-averaged range of the LIGO detectors, with A+ upgrade, will be as large as 330 Mpc for NS–NS mergers. Localizations can therefore become extremely well constrained with $\Omega_{90\%} < 20 \text{ deg}^2$ out to ~ 150 Mpc during Rubin operations. Given current NS–NS rates, we should expect 9–90 events yr^{-1} during O5 with localization regions smaller than 100 deg^2 (Table 1; Petrov et al. 2022). These improvements are expected to greatly increase the number of well-localized mergers from O4 (see Table 1). Importantly, deep questions regarding GW sources cannot be solved during O4 with the small number of counterparts expected to be found with current facilities; thus, they will remain open questions in the LSST era.

In this work we design our strategies based on the expected performance of the GW detectors in O5 (Abbott et al. 2020b;

Petrov et al. 2022). For some NS–NS mergers, Rubin can thus image the entire localization region with a relatively small number of pointings (Figure 3), with dithered pointings that will be needed to cover chip gaps. This implies that Rubin will be able to capture the multiband evolution of KNe potentially starting as early as minutes after the GW trigger. The earliest on-source time will be dictated by the position of the target in the sky for most events.

Below, we outline our *minimal* and *preferred* Rubin ToO observing strategies of NS–NS mergers adopting an event rate of $R_{\text{BNS}} = 286_{-237}^{+510} \text{ Gpc}^{-3} \text{ yr}^{-1}$ for the median and 90% symmetric credible intervals (The LIGO Scientific Collaboration et al. 2021b). The time budget for ToO follow-up is calculated based on the expected GW event discovery rates for O5 (Table 1; Petrov et al. 2022). The observing strategies are summarized in Figure 4 and Table 2.

Minimal strategy: On the first night, we propose at least two five-filter visits ($u + g + r + i + y$ in dark time and $g + r + i + z + y$ in bright time; 30 s exposure time for each filter) of

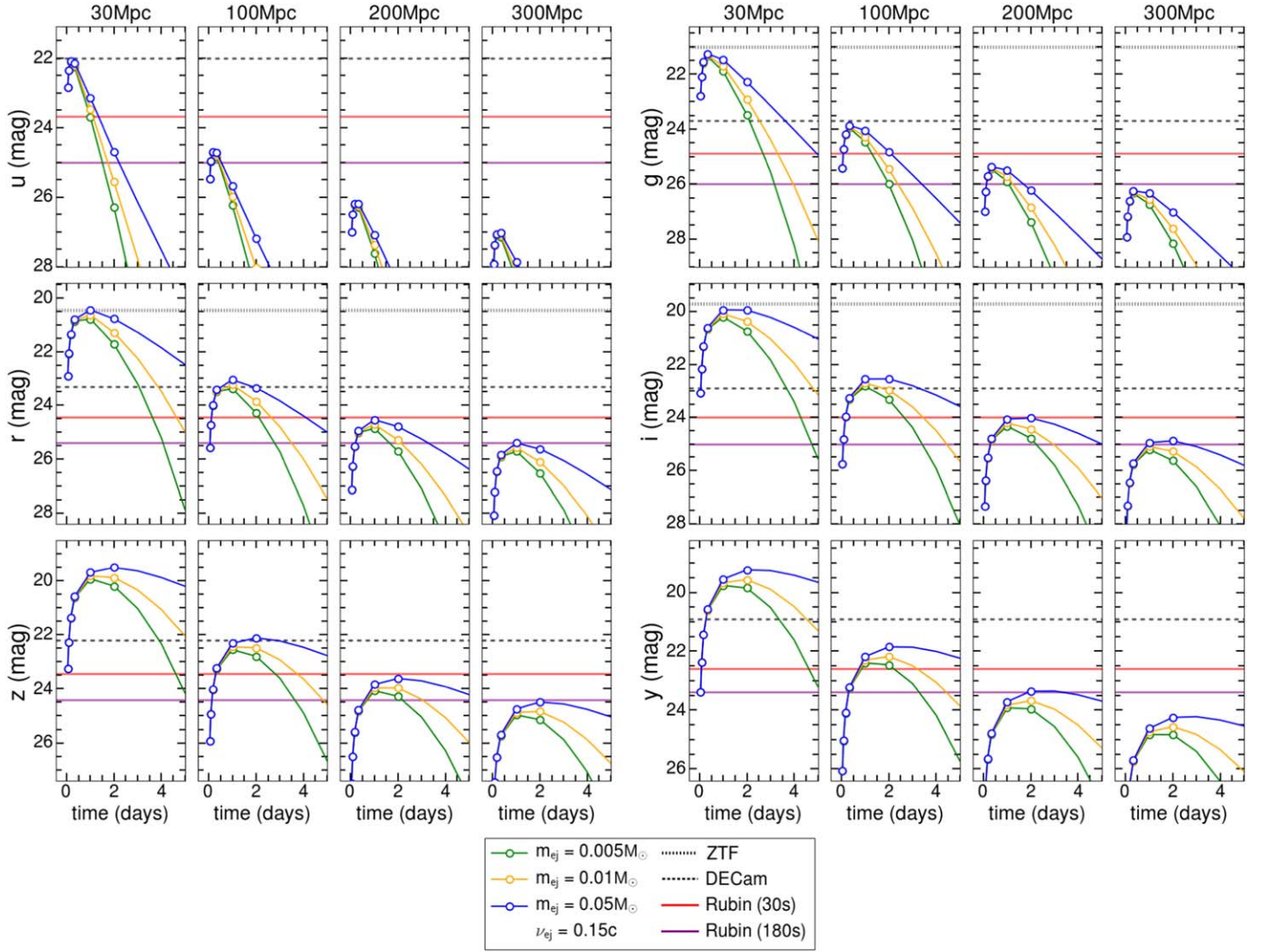


Figure 2. Same as Figure 1, but only the red KN component is considered to simulate the light curves, instead of a combination of a red and a blue component. The KN light curves are adapted from models described in Villar et al. (2017). Since NS–BH mergers are expected to be accompanied by such redder KNe at larger distances, a longer and deeper monitoring is preferred (see Section 2.1.2).

well-localized NS–NS mergers with $\Omega_{90\%} \leq 20 \text{ deg}^2$ and whose sky position and timing are favorable for prompt follow-up (i.e., within hours since GW trigger). Continued follow-up during the first night is desirable, as outlined in the *preferred* strategy. The bluer u and g bands are of particular interest as there are predictions of a free-neutron decay pulse within the first few hours after merger (Metzger et al. 2015). We will aim at obtaining epochs at 1 and 4 hr, with a larger time spacing if observing conditions allow it. These observations will allow us to identify new transients and separate KN candidates from background supernovae by measuring rapid luminosity and color evolution between the two epochs.

Deeper 180 s observations should be obtained on the following night, approximately 1 day from the merger. The 5σ magnitude limits for 30 and 180 s exposures are shown in Figures 1–2 (a correction for image subtraction noise, which depends on the projected distance from the host among other factors, is not applied). In particular, for 180 s exposures, we will reach $m_g^{\text{lim}} \sim 26 \text{ mag}$, $m_z^{\text{lim}} \sim 24.4 \text{ mag}$ (ideal observing conditions, dark sky), corresponding to absolute magnitudes $M_g^{\text{lim}} = -10.5$ and $M_z^{\text{lim}} = -12.1$ at 200 Mpc. Deep 180 s

epochs will enable the measurement of the likely rapid KN decay, which is crucial to distinguish KNe from other Galactic and extragalactic transients.

Based on the results from Cowperthwaite et al. (2019) and Andreoni et al. (2019b), observations in the $g+z$ bands can be particularly effective at finding optical counterparts to NS–NS mergers, especially after the possible blue component fades away within \sim hours from the merger. The $g+z$ filter combination can sample the widest possible range of the EM spectrum while maximizing the sensitivity of the observing campaign of less well-localized targets, for example, avoiding the throughput losses of the u and y filters. However, the $g+i$ band combination was also demonstrated to be effective (e.g., Andreoni et al. 2019a). We therefore suggest to employ $g+z$ observations ($g+i$ in dark time, when the z filter is unavailable) of more coarsely localized events with $20 \text{ deg}^2 < \Omega_{90\%} \leq 100 \text{ deg}^2$, with the same cadence and exposure times as above.

On average, we anticipate that $N=4$ ($N=20$) Rubin pointings will be needed to cover the localization area of mergers with $\Omega_{90\%} \leq 20 \text{ deg}^2$ ($\Omega_{90\%} \leq 100 \text{ deg}^2$); see Figure 3. With this strategy, we expect to spend $\sim 1.85 \text{ hr}$ ($\sim 3.00 \text{ hr}$)

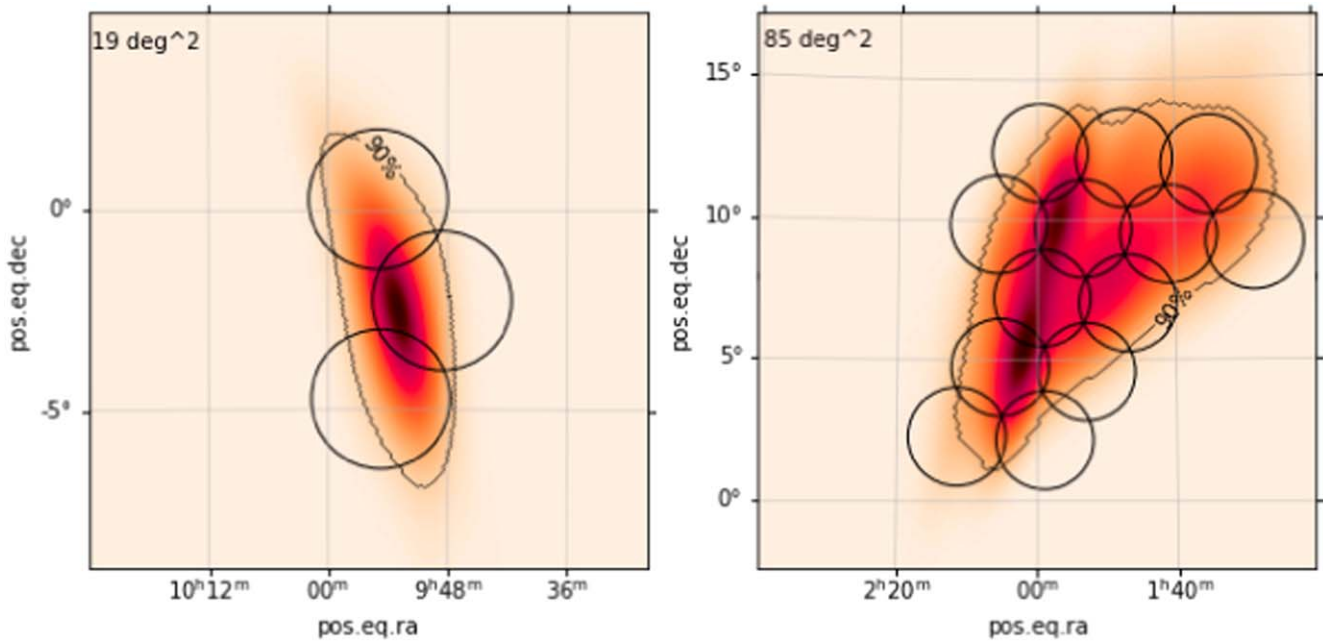


Figure 3. Example of Rubin tiling of simulated GW skymaps for NS–NS mergers localized within $\Omega_{90\%} < 20 \text{ deg}^2$ (left panel) and $20 \text{ deg}^2 < \Omega_{90\%} \leq 100 \text{ deg}^2$ (right panel). The tiling pattern was created using `gwemopt` (Coughlin & Stubbs 2016) to include most ($\gtrsim 90\%$) of the integrated localization probability. We expect most skymaps with $\Omega_{90\%} < 20 \text{ deg}^2$ to require four Rubin pointings or less to cover $>90\%$ of the probability area, accounting for small offsets to be applied between exposures to cover chip gaps.

per NS–NS merger with $\Omega_{90\%} \leq 20 \text{ deg}^2$ ($20 \text{ deg}^2 < \Omega_{90\%} \leq 100 \text{ deg}^2$).

Based on the results obtained by Petrov et al. (2022) and reported in Table 1, the number of mergers with $\Omega_{90\%} \leq 20 \text{ deg}^2$ is $N = 13^{+29}_{-9.1} \text{ yr}^{-1}$ during O5 ($N = 22^{+49}_{-15} \text{ yr}^{-1}$ for $20 \text{ deg}^2 < \Omega_{90\%} \leq 100 \text{ deg}^2$) assuming a duration of 1 year. These values translate to $\sim 7^{+15}_{-5}$ ($\sim 12^{+8}_{-3}$) sources accessible to Rubin.

Accounting for seven well-localized mergers with $\Omega_{90\%} \leq 20 \text{ deg}^2$ and three particularly promising mergers with $20 \text{ deg}^2 < \Omega_{90\%} \leq 100 \text{ deg}^2$ (chosen depending on GW signal-to-noise ratio, distance, observability, distance from the Moon, and the Galactic plane) to be followed up, the desired time allocation for NS–NS mergers is about 13 hr and 9 hr, respectively, during O5, for a total of ~ 22 hr.

Preferred strategy: Three sets of five-filter observations ($u + g + r + i + y$ in dark time and $g + r + i + z + y$ in bright time; 30 s for each filter) should be employed. Observations will be log-spaced in time with a focus on the first night in which the object is available to sample the very early KN evolution (see Sections 1 and 2.1.1 regarding the scientific significance of rich observations within few hours from the merger) at 1, 2, and 4 hr from all NS–NS mergers with $\Omega_{90\%} \leq 100 \text{ deg}^2$ and for which the sky position and time are favorable for rapid follow-up with Rubin. Additional observations at 8 hr are desired, too, if they are possible to perform.

On the second night, the entire localization area should be imaged with 180 s exposures in all five filters for events with $\Omega_{90\%} \leq 20 \text{ deg}^2$ and $g + z$ filters for events with $20 \text{ deg}^2 < \Omega_{90\%} \leq 100 \text{ deg}^2$.

If an optical counterpart has not been unambiguously identified, we suggest performing a final set of observations on the third night. This could be the only way of effectively distinguishing a KN from supernovae and other contaminant sources.

With this *preferred* strategy, the average Rubin investment of time per NS–NS merger is 2.19 hr (5.59 hr) for GW sources localized within $\Omega_{90\%} \leq 20 \text{ deg}^2$ ($20 \text{ deg}^2 < \Omega_{90\%} \leq 100 \text{ deg}^2$).

Accounting again for seven well-localized mergers with $\Omega_{90\%} \leq 20 \text{ deg}^2$ and the best three mergers with $20 \text{ deg}^2 < \Omega_{90\%} \leq 100 \text{ deg}^2$ to be followed up, the desired time allocation for NS–NS mergers is 15.32 hr and 16.78 hr, respectively, during O5, for a total of about 32 hr.

We stress that the 10 hr budgeted for the *preferred* strategy more than in the *minimal* strategy can add great scientific value by providing multiband, highly cadenced data that will make KN discovery more robust, but will also allow us to measure with precision the temperature evolution of the short-lived, elusive blue component. This will be precious especially if the number of detected NS–NS mergers in GWs is similar to, or lower than, the median expected value (Table 1). The *preferred* strategy will also be more effective at separating KNe from unrelated transients photometrically in real time. Future work is planned to evaluate the impact of those strategies on parameter estimation for a set of KN models and further optimize them (see, for example, Sravan et al. 2021). Future analysis could also evaluate the implementation of hybrid strategies in which, for the same trigger, higher-probability regions and low-probability regions are tiled with a different cadence or filter choice.

2.1.2. The Rubin Quest for the Unknown: EM Counterparts to NS–BH Mergers

At the end of O3, several GW detections of NS–BH merger candidates have been reported (Abbott et al. 2021; The LIGO Scientific Collaboration et al. 2021a), but no EM counterpart to an NS–BH merger was found (e.g., Anand et al. 2021; Dichiara et al. 2021; for the most robust NS–BH GW detections). Extensive follow-up was also performed for

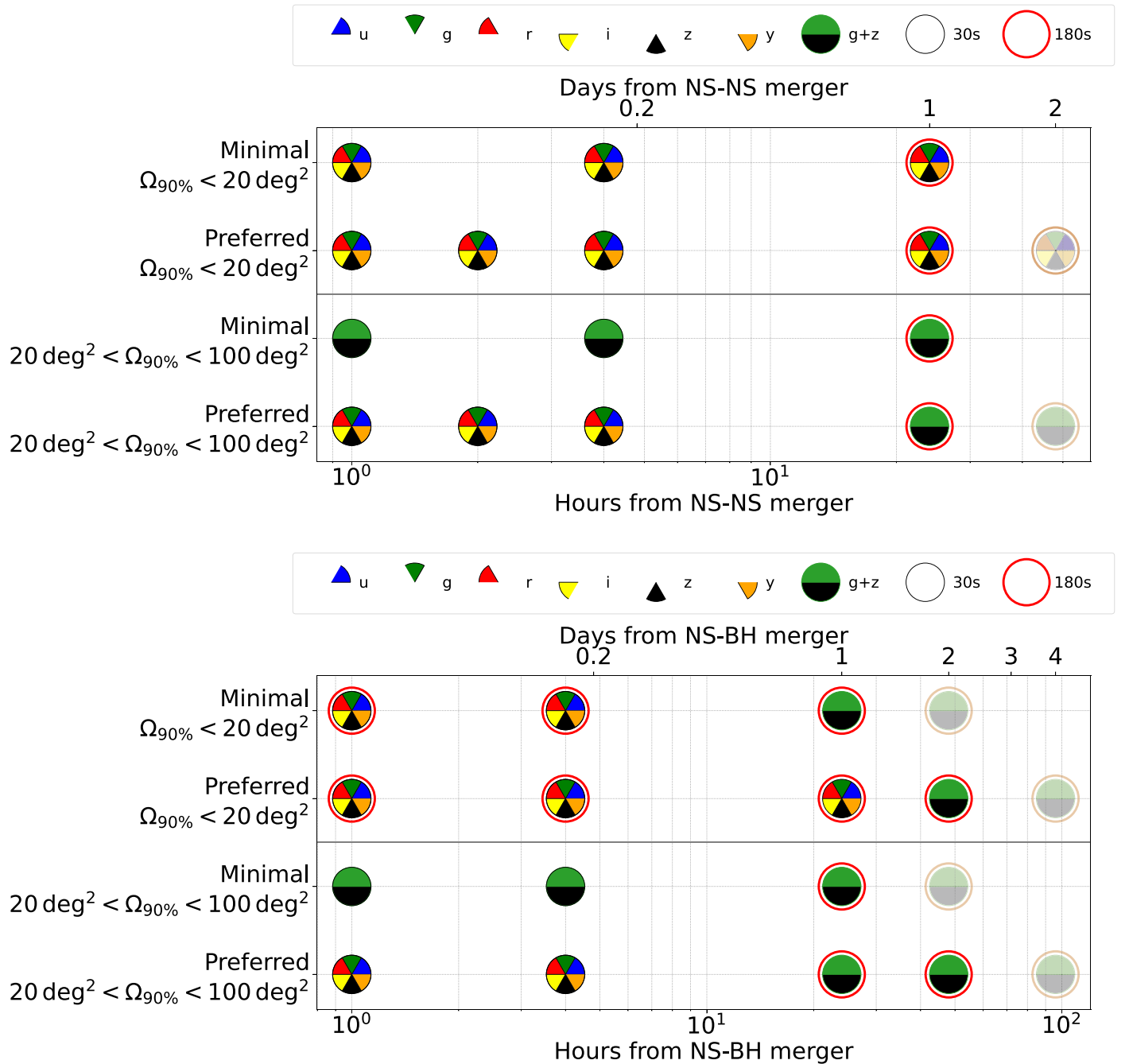


Figure 4. Rubin observational cadences for NS–NS (top) and NS–BH (bottom) mergers follow-up with Rubin. Observations in the $g + z$ filters will be replaced by observations in the $g + i$ filters during bright dark time due to the limit of five filters available each night. For NS–NS mergers, we envision 30 s exposures in each filter on the first night, and 180 s exposures (markers circled in red) on the following nights. For NS–BH mergers, which are expected to be found at larger distances, 180 s exposures should be employed from the first night. Solid markers indicate planned observations over the entire localization area, while semitransparent markers indicate possible extra observations to be carried out if the optical counterpart has not yet been identified.

the peculiar source GW190814 (Dobie et al. 2019; Gomez et al. 2019; Ackley et al. 2020; Andreoni et al. 2020; Morgan et al. 2020; Thakur et al. 2020; Vieira et al. 2020; Watson et al. 2020; Alexander et al. 2021; de Wet et al. 2021; Kilpatrick et al. 2021; Dobie et al. 2022; Tucker et al. 2022). However, the nature of the secondary component of GW190814 is unclear, as it can be either the lightest black hole or the heaviest NS ever discovered in a double compact-object system (Abbott et al. 2020c).

Yet, some NS–BH mergers are expected to be accompanied by KN emission not dissimilar in nature from the KN emission

from NS–NS mergers. Their GW localizations are also expected to be similar to those of NS–NS mergers, despite their larger distance due to the larger amplitudes of their GW signals. The range of dynamical ejecta mass produced by NS–BH mergers is broad: it can be much less than in NS–NS mergers if the system lacks a fast spinning black hole or a very favorable mass ratio, but it might be up to ~ 10 times larger than in NS–NS mergers, which would lead to luminous KNe peaking ~ 1 mag brighter than GW170817 (e.g., Kasen et al. 2015; Metzger et al. 2015; Bulla 2019; Barbieri et al. 2020; Hotokezaka & Nakar 2020). However, the amount of

lanthanide-poor ejecta is expected to be low and, differently from NS–NS mergers, no neutron precursor is expected at early times (Metzger et al. 2015). While some early blue emission from the disk winds is not excluded, the general expectation is that KNe associated to NS–BH mergers will be typically dominated by the near-IR component.

Especially in the case of NS–BH mergers, the deep sensitivity of Rubin brings an additional advantage compared to all of the other survey instruments. GW detectors are sensitive to NS–BH mergers at distances extending to several hundred megaparsecs, which implies that, on average, NS–BH mergers will be localized at larger distances than NS–NS mergers (a factor of a few; Abbott et al. 2020b). The larger distances of NS–BH systems detected through their GW emission cancel out the advantage of their intrinsically more luminous KN emission. NS–BH mergers will be thus, on average, observed as fainter signals in the EM spectrum and will greatly benefit from the Rubin large collecting area.

The strategies chosen for NS–BH mergers envision at least two sets of observations on the first night from the merger, followed by follow-up until a few days later. Deep observations since the beginning of follow-up campaigns will probe the emission at early times even for distant events. A longer monitoring time is likely going to be required in order to recognize NS–BH KNe, which might evolve slower than GW170817, and hence be harder to distinguish from supernovae and other types of unrelated transients.

In addition to the unknown light-curve behavior, a major source of uncertainty is the intrinsic rate of NS–BH mergers in the local universe, which is constrained by GW observations as $R_{\text{NS–BH}} = 45_{-33}^{+75} \text{ Gpc}^{-3} \text{ yr}^{-1}$ (assuming that GW200105 and GW200115 are representative of the NS–BH population, or $R_{\text{NS–BH}} = 130_{-69}^{+112} \text{ Gpc}^{-3} \text{ yr}^{-1}$ assuming a broader distribution of component masses; Abbott et al. 2021), still consistent with the 90% confidence range of NS–NS merger rate $R = 80\text{--}810 \text{ Gpc}^{-3} \text{ yr}^{-1}$ (The LIGO Scientific Collaboration et al. 2021a). The observing strategies for NS–BH follow-up are also summarized in Figure 4 and Table 2.

Minimal strategy: For well-localized events with $\Omega_{90\%} \leq 20 \text{ deg}^2$, two sets of deep five-filter observations ($u + g + r + i + y$ in dark time and $g + r + i + z + y$ in bright time; 180 s exposure time) should be carried out at 1 hr and 4 hr from the merger on the first night. On the second night, $g + z$ ($g + i$ in dark time) exposures (again 180 s) should follow if a counterpart is not yet identified. An additional observation pair on the third night might be desired if the counterpart remains elusive.

More coarsely localized mergers with $20 \text{ deg}^2 < \Omega_{90\%} \leq 100 \text{ deg}^2$ will be observed with the same cadence, but observations should be carried out only in $g + z$ ($g + i$) filters. Only the closest of such coarsely localized events should be followed up (for instance, within a luminosity distance of 250 Mpc, where a faint KN peaking at ~ -13 would be observable at ~ 24 mag). Hence we suggest observations to be carried out with 30 s exposure times on the first night, then 180 s on the following nights to detect possible rapidly fading transients.

The average LSST investment of time per NS–BH merger in the *minimal* strategy is ~ 2.79 hr and ~ 3.00 hr per NS–BH merger with $\Omega_{90\%} \leq 20 \text{ deg}^2$ and $20 \text{ deg}^2 < \Omega_{90\%} \leq 100 \text{ deg}^2$, respectively.

Based on the results presented in Petrov et al. (2022) and summarized in Table 1, we can expect $\sim 12_{-6}^{+12}$ ($\sim 24_{-12}^{+24}$)

NS–BH mergers to be accessible for Rubin that are localized within $\Omega_{90\%} \leq 20 \text{ deg}^2$ ($20 \text{ deg}^2 < \Omega_{90\%} \leq 100 \text{ deg}^2$) in O5. Considering 12 well-localized events and three particularly promising events that are more coarsely localized, the total time allocation for the *minimal* strategy to follow up NS–BH mergers with Rubin would be 33.48 hr and 9.00 hr for the two localization categories, respectively, for a total of 42.48 hr.

Preferred strategy: At least two sets of deep five-filter observations ($u + g + r + i + y$ in dark time and $g + r + i + z + y$ in bright time; 180 s exposure time) should be obtained on the first night at 1 hr and 4 hr from the merger for all sources localized better than $\Omega_{90\%} \leq 20 \text{ deg}^2$. Additional data taken at 2 hr and/or 8 hr from the merger could help characterize the very early emission as outlined in Section 2.1.1 for NS–NS mergers.

For particularly well-localized NS–BH mergers ($\Omega_{90\%} < 20 \text{ deg}^2$), the entire area should be imaged again on the second ($u + g + r + i + y$ or $g + r + i + z + y$ filters) and third ($g + z$ or $g + i$ filters) night, with exposures of 180 s per filter. An additional epoch on the fourth night is desirable if a counterpart is yet to be unambiguously identified. This systematic approach may be necessary to obtain a uniform data set to recognize and characterize possible yet unknown counterparts to NS–BH mergers in an unbiased way.

More coarsely localized mergers with $20 \text{ deg}^2 < \Omega_{90\%} \leq 100 \text{ deg}^2$ will be observed with the same cadence, but observations should be carried out only in $g + z$ filters from the second night onward. Since only the closest (e.g., $D < 250$ Mpc, see above) of such coarsely localized events should be followed up, the exposure time should be of 30 s on the first night and 180 s on the following nights.

The average LSST investment of time per NS–BH merger in the *preferred* strategy is 3.97 hr and 4.43 hr per NS–BH merger with $\Omega_{90\%} \leq 20 \text{ deg}^2$ and $20 \text{ deg}^2 < \Omega_{90\%} \leq 100 \text{ deg}^2$, respectively.

Considering again 12 well-localized NS–BH events and three particularly significant and nearby events that are more coarsely localized, the total time allocation for the *preferred* strategy to follow up NS–BH mergers with Rubin would be 47.64 hr (13.29 hr) for events localized within $\Omega_{90\%} < 20 \text{ deg}^2$ ($20 \text{ deg}^2 < \Omega_{90\%} \leq 100 \text{ deg}^2$) in O5, for a total of about 61 hr.

2.1.3. The Rubin Quest for the Unknown: EM Counterparts to BH–BH Mergers

Theoretical speculations on EM counterparts to BH–BH mergers experienced a surge of interest because of the possible association of a burst of γ -rays detected by the Fermi satellite with the BH–BH merger event GW150914 (Connaughton et al. 2016) and the discovery of an AGN flare that might be associated with GW190521 (Graham et al. 2020).

Follow-up observations of BH–BH mergers are also extremely valuable to probe formation channels of LVK stellar black holes, even in the case of nondetection or multiple potential associations. In the case of BH–BH mergers inducing AGN flares, following up the better localized events as described here can produce a constraint on the fraction of BH–BH mergers happening in AGN disks with 2–3 orders of magnitude fewer events than without a follow-up, and simultaneously produce cosmological results more constraining than standard sirens without a counterpart (Palmese et al. 2021).

BH–BH mergers are routinely detected by the detectors through their GW emission, but to date an unambiguous

Table 2
Summary of Strategies and Expected Time Allocations

	<i>Minimal Strategy NS–NS</i>	<i>Preferred Strategy NS–NS</i>
Sequence	(<i>u</i>) <i>grizy</i> (30 s) at 1 hr, 4 hr and <i>gz</i> (<i>i</i>) (180 s) at 24 hr for $\Omega_{90\%} \leq 20 \text{ deg}^2$ <i>gz</i> (<i>i</i>) (30 s) at 1 hr, 4 hr and <i>gz</i> (<i>i</i>) (180 s) at 24 hr for $20 \text{ deg}^2 < \Omega_{90\%} \leq 100 \text{ deg}^2$	(<i>u</i>) <i>grizy</i> (30 s) at 1 hr, 2 hr, 4 hr and <i>gz</i> (<i>i</i>) (180 s) at 24 hr (<i>u</i>) <i>grizy</i> (30 s) at 1 hr, 2 hr, 4 hr and <i>gz</i> (<i>i</i>) (180 s) at 24 hr
Tiles	4 for $\Omega_{90\%} \leq 20 \text{ deg}^2$ 20 for $20 \text{ deg}^2 < \Omega_{90\%} \leq 100 \text{ deg}^2$	4 20
Average Time per Event	1.85 hr for $\Omega_{90\%} \leq 20 \text{ deg}^2$ 3.0 hr for $20 \text{ deg}^2 < \Omega_{90\%} \leq 100 \text{ deg}^2$	2.19 hr 5.59 hr
Events per Year	Same as <i>preferred</i> Same as <i>preferred</i>	7 with $\Omega_{90\%} \leq 20 \text{ deg}^2$ 3 $20 \text{ deg}^2 < \Omega_{90\%} \leq 100 \text{ deg}^2$
Total Time per LSST Year	21.95 hr	32.1 hr
	<i>Minimal Strategy NS–BH</i>	<i>Preferred Strategy NS–BH</i>
Sequence	(<i>u</i>) <i>grizy</i> (180 s) at 1 hr, 4 hr and <i>gz</i> (<i>i</i>) at 24 hr (180 s) for $\Omega_{90\%} \leq 20 \text{ deg}^2$ <i>gz</i> (<i>i</i>) (180 s) at 1 hr, 4 hr, 24 hr (180 s) for $20 \text{ deg}^2 < \Omega_{90\%} \leq 100 \text{ deg}^2$	(<i>u</i>) <i>grizy</i> (180 s) at 1 hr, 4 hr, 24 hr and <i>gz</i> (<i>i</i>) (180 s) at 48 hr (<i>u</i>) <i>grizy</i> (180 s) at 1 hr, 4 hr and <i>gz</i> (<i>i</i>) at 24 hr, 48 hr (180 s)
Tiles	4 for $\Omega_{90\%} \leq 20 \text{ deg}^2$ 20 for $20 \text{ deg}^2 < \Omega_{90\%} \leq 100 \text{ deg}^2$	4 20
Average Time per Event	2.79 hr for $\Omega_{90\%} \leq 20 \text{ deg}^2$ 3.0 hr for $20 \text{ deg}^2 < \Omega_{90\%} \leq 100 \text{ deg}^2$	3.97 hr for 4.43 hr for
Events per Year	Same as <i>preferred</i> Same as <i>preferred</i>	12 with $\Omega_{90\%} \leq 20 \text{ deg}^2$ 3 with $20 \text{ deg}^2 < \Omega_{90\%} \leq 100 \text{ deg}^2$
Total Time per LSST Year	42.48 hr	60.93 hr
	<i>Minimal Strategy BH–BH</i>	<i>Preferred Strategy BH–BH</i>
Sequence	<i>gi</i> ^a (180 s) at 1 hr, 3 days, 15 days	<i>gi</i> ^a (180 s) at 1 hr, 4 hr, 3 days, 15 days
Tiles	2	2
Average Time per Event	0.725 hr	0.96 hr
Events per Year	~2	~2
Total Time per LSST Year	1.45 hr	1.93 hr
	<i>Minimal Strategy Unidentified GW</i>	<i>Preferred Strategy Unidentified GW</i>
Sequence	Same as <i>preferred</i>	<i>gi</i> ^a (30 s) at 1 hr, 3 days, 15 days
Tiles	20	20
Average Time per Event	Same as <i>preferred</i>	1.33 hr
Events per Year	Same as <i>preferred</i>	1
Total Time per LSST Year	Same as <i>preferred</i>	1.33 hr
	<i>Minimal Strategy—Total Allocation</i>	<i>Preferred Strategy—Total Allocation</i>
	67.2 hr (~1.39% LSST time)	96.2 hr (~1.99% LSST time)

Notes. Parentheses for filters indicate if a filter will be included instead of another depending on whether the observation is taken during dark or bright time, as outlined in Section 2.1.

^a We will use the *r* band instead of the *g* band during bright time.

association with an EM counterpart is still missing. Theoretical models of EM counterparts from BH–BH mergers are highly speculative and span a wide range of possible morphologies (Loeb 2016; Perna et al. 2016; de Mink & King 2017; Stone et al. 2017; McKernan et al. 2018). On the observational side, few deep follow-up campaigns were performed to date (e.g., Bhakta et al. 2021, for S191216ap), the most complete being dedicated to observations of the well-localized event GW190814, if the progenitor system was indeed a BH–BH binary (see Section 2.1.2). Since no viable counterpart was found, the existence and properties of EM transient emission from BH–BH mergers is still a completely open question in astrophysics. Given the current large uncertainty of possible EM counterparts, we design a model-agnostic Rubin

observational strategy of two nearby, very well-localized BH–BH mergers.

The observing strategies are summarized in Table 2 and in Figure 5. We note that, thanks to the large number of expected BH–BH mergers in O5, localization regions of many BH–BH mergers could be probed by the LSST WFD survey. However, equipped with ToO capabilities, Rubin will probe the existence and properties of transients from BH–BH mergers at short and medium timescales with unparalleled sensitivity among ground-based surveys, thus opening up a completely new window of investigation on our universe.

Minimal strategy: For Rubin follow-up of promptly accessible (i.e., within hours of GW detection) BH–BH mergers at $d_L \leq 500 \text{ Mpc}$ with $\Omega_{90\%} \leq 15 \text{ deg}^2$. The expected

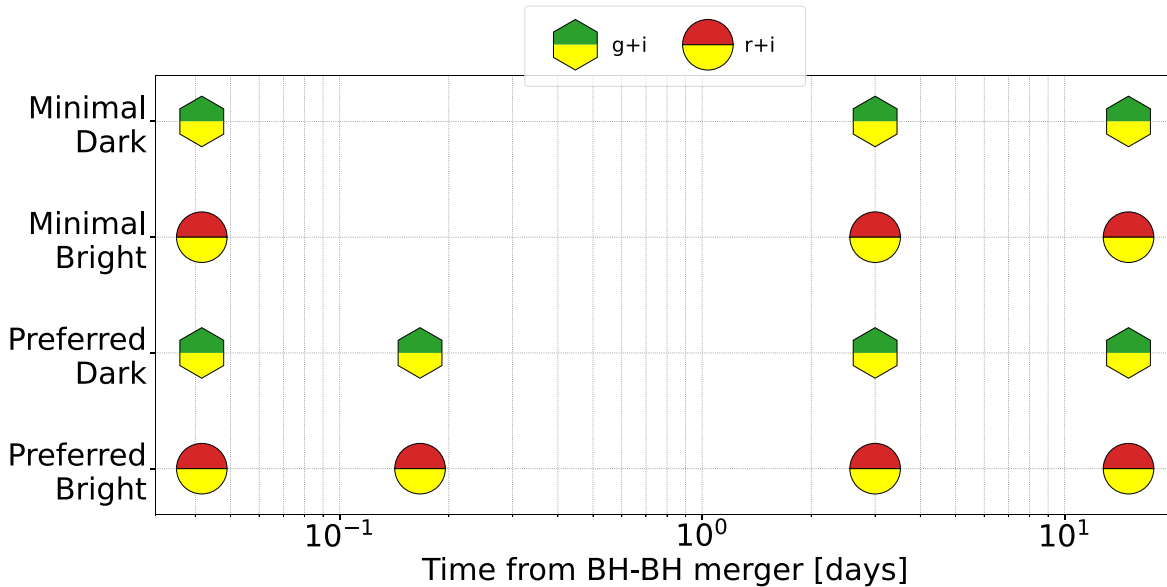


Figure 5. Cadences for BH–BH merger follow-up with Rubin. In dark time, observations in the $g+i$ filters are preferred to $r+i$ observations, to be carried out in bright time.

rate of well-localized BH–BH mergers is high (Table 1); hence, several could be also detected at low distances. Given the loudness of these events, we expect to be able to cover the GW localization region of well-localized BH–BH mergers with only two or three Rubin pointings. Given that properties of transient counterparts to BH–BH mergers are unknown, we advocate for follow-up in filter pairs that maximize depth for our search for EM counterparts and, possibly, sample well-separated regions of the optical spectrum. We propose deep $g+i$ observations during dark time and $r+i$ observations during bright time (180 s exposure for each filter), which will bring the highest throughput.

We propose deep $g+i$ (or $r+i$ during bright time) observations (180 s exposure for each filter) at 1 hr, 3 days, and 15 days after the merger. The average investment of Rubin time per BH–BH merger is 0.72 hr (total of 1.45 hr yr⁻¹). For a 180 s exposure observation, we anticipate reaching a 5σ magnitude limit $m_g^{\text{lim}} \sim 26$ mag $m_i^{\text{lim}} \sim 25$ mag (under ideal conditions of dark sky and zenith pointing), corresponding to absolute magnitudes $M_g^{\text{lim}} = -12.5$ mag and $M_i^{\text{lim}} = -13.5$ mag at 500 Mpc.

Preferred strategy: The same as the *minimal* strategy outlined above, but with the addition of another epoch of deep $g+i$ observations (or $r+i$ during bright time) during the first night. This strategy will allow us to map the very short timescales of variability of potential EM transients associated with BH–BH mergers, as well as the longer timescales of evolution of \sim weeks. The average investment of Rubin time per BH–BH merger is 0.96 hr (total of about 1.83 hr yr⁻¹).

With the BH–BH follow-up campaign described here, under ideal observing conditions, Rubin will extend the discovery space ~ 3 mag deeper than previous campaigns, probing fast and slow timescales of evolution of EM counterparts to BH–BH mergers in two bands (hence providing color information). The key advantage of the *preferred* strategy, compared to the *minimal* strategy, is the capability to sample the very short timescales of evolution of the transients.

2.1.4. The Rubin Quest for the Unknown: Unmodeled GW Sources

This class of GW triggers includes sources found through GW unmodeled source pipelines, which are not necessarily of compact-object mergers in origin and might include very nearby supernova explosions and things we may not even have thought of.

Only one (poorly localized) candidate of such events was found to date; thus, we consider Rubin follow-up of one unidentified GW source during O5, with localization $\Omega_{90\%} \leq 100$ deg². We expect to be able to cover the localization region with ~ 20 Rubin pointings. We propose $g+z$ 30 s exposure observations during the first night, at 3 days and 15 days to sample the EM spectrum with deep sensitivity ($r+i$ will be used during dark time). For GW sources for which the entire region can be covered at low airmass, two $g+z$ (or $g+i$ in dark time) epochs will be acquired during the first night. With this strategy, we will be able to constrain the presence of EM counterparts to unidentified GW sources across the spectrum, both on short (i.e., intra-night) and longer timescales of weeks. The average investment of time per GW trigger is 1.33 hr. This is a small investment of Rubin time, which holds promises for high discovery potential and significant scientific impact. The observing strategy is summarized in Table 2.

3. Performance Evaluation

As explained in Section 2.1, Rubin ToO observations are key to EM counterpart discovery in the next decade. If the *preferred* strategy outlined above is implemented, we expect an EM counterpart discovery in the vast majority of NS–NS mergers within a distance of $\lesssim 300$ Mpc, assuming that GW170817 is not too dissimilar from the typical KN from NS–NS mergers. With the Rubin *minimal* ToO strategy, we anticipate a lower level of success (e.g., less timely EM candidate identification, which might prevent subsequent characterization of the source with smaller FOV facilities, or limited information on the early-time properties of the EM

counterpart, which will preclude the identification of additional components of emission). Based on these considerations, we define a heuristic quantifier of the success of the ToO implementation for NS–NS merger follow-up as:

$$S_{\text{NS-NS}} = \frac{(1 + n_{\text{ep}} + n_{\text{flt}} + 2f_{\text{early}})N_{\text{det}}}{12N_{\text{NS-NS}}} \quad (1)$$

where $N_{\text{NS-NS}}$ is the number of NS–NS mergers detected by GW interferometers that satisfy the ToO activation criteria, N_{det} is the number of associated KN detections in Rubin ToOs, n_{ep} is the average number of epochs per event in the strategy, n_{flt} is the average number of filters employed per event, and f_{early} is the fraction of the ToOs that lead to an identification of the counterpart within 1 day. This definition gives added value to higher-cadence, multifilter monitoring—which is a requirement for an appropriate determination of the temperature evolution—and to an early detection. The normalization of Equation (1) is defined in such a way that a strategy that envisages observations in five filters, four epochs per event, and leads to the detection of all events within 1 day, yields $S_{\text{NS-NS}} = 1$. We note that many alternative, equally reasonable choices could have been made in defining such a metric: for example, a different weight could be assigned to n_{ep} and n_{flt} to emphasize higher cadence (or longer-lasting monitoring) with respect to an accurate determination of a smaller number of SEDs, or vice versa. Still, such a change would not impact significantly our evaluation, neither quantitatively nor qualitatively.

In order to obtain a rough estimate of our expected performance with the *preferred* and *minimal* strategy, we constructed the KN peak apparent magnitude distribution in two bands, g and z , for $\Omega_{90\%} \leq 20 \text{ deg}^2$ and $20 \text{ deg}^2 < \Omega_{90\%} \leq 100 \text{ deg}^2$ O5 GW-detected events separately, using the distance distributions from Petrov et al. (2022) and assuming peak absolute magnitudes $M_{g,\text{peak}} = -15 \text{ mag}$ and $M_{z,\text{peak}} = -16 \text{ mag}$ (based on AT2017gfo and our simulations), to which we associated a Gaussian scatter with standard deviation $\sigma = 1 \text{ mag}$ to represent the expected intrinsic diversity of KNe (Gompertz et al. 2018; Ascenzi et al. 2019b; Rossi et al. 2020). The resulting distributions are shown in Figure 6.

This allows us to estimate that 97% (96%) of KNe associated to tightly localized events with $\Omega_{90\%} \leq 20 \text{ deg}^2$ will be detectable at peak in the g band (z band) with a 30 s exposure, while the fraction decreases to 88% (83%) for events with $20 \text{ deg}^2 < \Omega_{90\%} \leq 100 \text{ deg}^2$, due to the correlation between distance and average localization accuracy. The deeper limits reached with a longer 180 s exposure increase all of these fractions to 95%–100%, but this is in part balanced by fading of the light curves after $t \gtrsim 1 \text{ day}$, which is when longer exposures are performed in our proposed strategies. We therefore take the detection fractions estimated with the 30 s exposure as reference.

The expected number of KN detections N_{det} is proportional to the number of ToOs and to the detection efficiency f_{det} , that is

$$N_{\text{det}} \sim \min \left(\frac{T_{\text{ToO}}}{\langle T_{\text{single}} \rangle} f_{\text{det}}, N_{\text{NS-NS}} \right) \quad (2)$$

where T_{ToO} is the time allocated to ToOs (we are focusing here on NS–NS), and $\langle T_{\text{single}} \rangle$ is the average time per event required

to complete the observations according to the strategy. In O5, from Table 1 and accounting for the Rubin sky coverage, we expect $N_{\text{NS-NS}} \sim 19$, of which there are seven with $\Omega_{90\%} \leq 20 \text{ deg}^2$ and 12 with $20 \text{ deg}^2 < \Omega_{90\%} \leq 100 \text{ deg}^2$. With the *minimal* strategy and considering events with $\Omega_{90\%} \leq 20 \text{ deg}^2$, we showed that $\langle T_{\text{single}} \rangle \sim 1.85 \text{ hr}$ and proposed a total of $T_{\text{ToO}} = 12.95 \text{ hr}$. For these events, $f_{\text{det}} = 0.97$ as estimated above. Since early observations are always performed according to the strategy, $f_{\text{early}} \sim 1$, and given the strategy characteristics, $n_{\text{ep}} = 3$ and $n_{\text{flt}} = 5$. This results in $S_{\text{NS-NS,min}, < 20 \text{ deg}^2} \sim 0.89$. For less tightly localized events ($20 \text{ deg}^2 < \Omega_{90\%} \leq 100 \text{ deg}^2$), we have $f_{\text{det}} = 0.88$ as explained above, $f_{\text{early}} \sim 1$ again, $n_{\text{ep}} = 3$ and $n_{\text{flt}} = 2$ (since events are only observed in two filters in this case). This results in $S_{\text{NS-NS,min}, 20-100 \text{ deg}^2} \sim 0.15$. Considering all events together, the overall performance of the *minimal* strategy is $S_{\text{NS-NS,min}} \sim 0.42$.

For the *preferred* strategy, the performance for well-localized improves thanks to the larger number of epochs, $n_{\text{ep}} = 4$, leading to $S_{\text{NS-NS,pref}, < 20 \text{ deg}^2} \sim 0.97$. For less tightly localized events, since observations are performed in more than two filters, $S_{\text{NS-NS,pref}, 20-100 \text{ deg}^2} \sim 0.22$. We note that the performance for this class of events is mainly bounded by the time investment being aimed at detecting only three out of 12 events, which implies $S_{\text{NS-NS,pref}, 20-100 \text{ deg}^2} \leq 0.25$ (unless more than four epochs are performed per event). Considering all events together, the overall performance of the *preferred* strategy is $S_{\text{NS-NS,pref}} \sim 0.5$. This number would further improve with a larger time investment for less tightly localized events.

We adopt a performance metric with the same form for NS–BH mergers. Given the possible redder color of the associated KNe, the absence of observational constraints, and the expected wider range of luminosities (e.g., Barbieri et al. 2019, 2020), we conservatively assume fainter typical peak absolute magnitudes with respect to the NS–NS case, $M_{g,\text{peak}} = -14 \text{ mag}$ and $M_{z,\text{peak}} = -15 \text{ mag}$, and a wider scatter $\sigma = 2 \text{ mag}$. This, combined with the larger average distances, results in a lower detection fraction (constructed in the same way as for the NS–NS case), as shown in Figure 6. In particular, we find that 58% (53%) of KNe associated to tightly localized events with $\Omega_{90\%} \leq 20 \text{ deg}^2$ will be detectable at peak in the g band (z band) with a 30 s exposure, while the fraction decreases to 39% (34%) for events with $20 \text{ deg}^2 < \Omega_{90\%} \leq 100 \text{ deg}^2$. Adopting 180 s exposures, as in our proposed strategy when $\Omega_{90\%} \leq 20 \text{ deg}^2$, this improves to 77% (69%) for events detectable in the g band (z band), and 60% (51%) for events with $20 \text{ deg}^2 < \Omega_{90\%} \leq 100 \text{ deg}^2$. Assuming again $f_{\text{early}} = 1$ in all cases, these lead to $S_{\text{NS-BH,min}, < 20 \text{ deg}^2} = 0.71$, $S_{\text{NS-BH,min}, 20-100 \text{ deg}^2} = 0.03$, and a combined $S_{\text{NS-BH,min}} = 0.26$ for the *minimal* strategy. For the *preferred* strategy, the improvements lead to $S_{\text{NS-BH,pref}, < 20 \text{ deg}^2} = 0.77$ and $S_{\text{NS-BH,pref}, 20-100 \text{ deg}^2} = 0.05$, yielding a combined performance $S_{\text{NS-BH,pref}} = 0.29$. Again, the main limitation here is the time investment: if more time could be allocated to ToOs following events with a relatively coarse localization, Rubin would be able in principle to detect the large majority of counterparts early and to provide a multifilter characterization of each, revolutionizing our knowledge of these sources.

For BH–BH mergers and GW events from unidentified sources for which an optical/near-IR EM counterpart has never

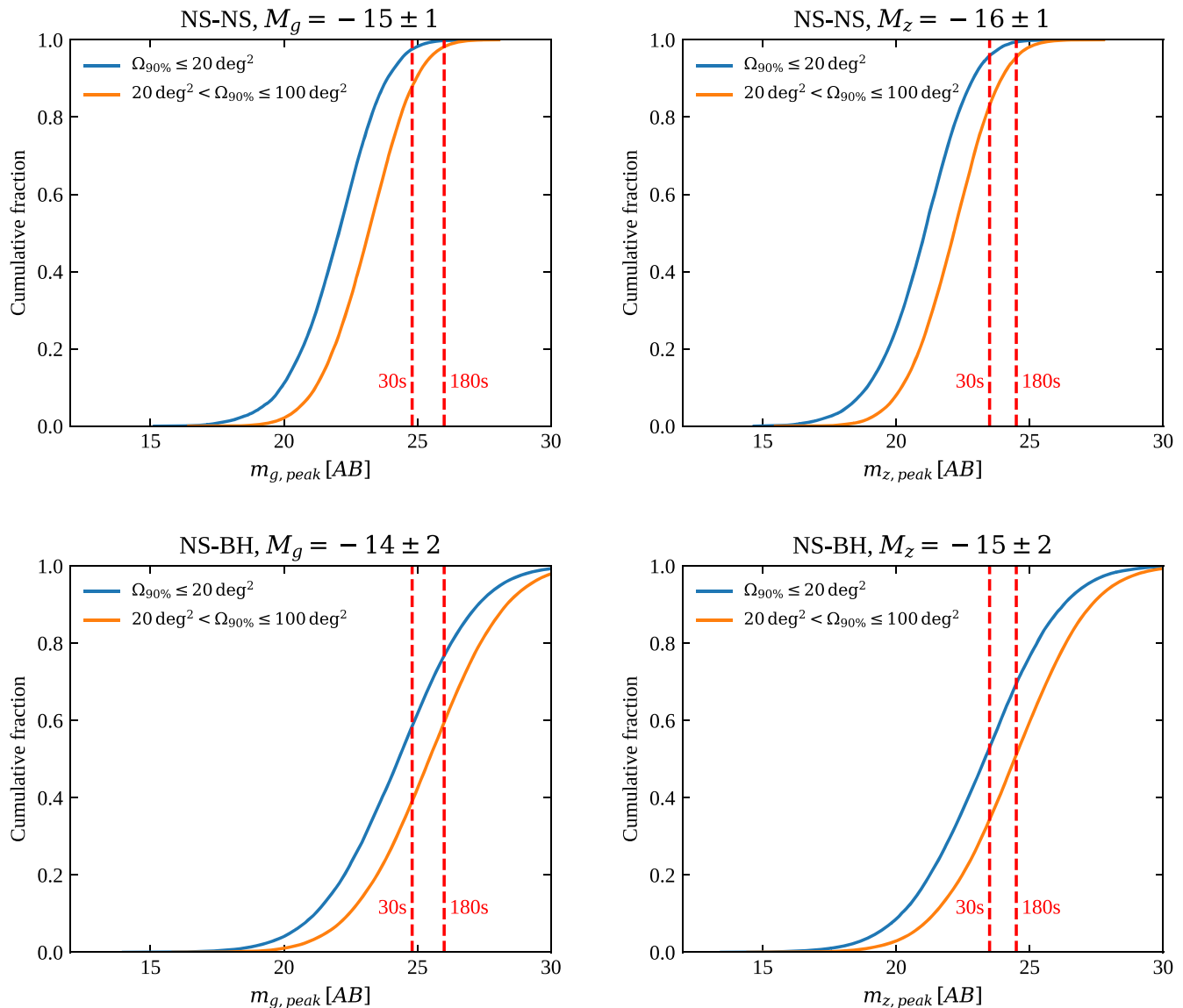


Figure 6. Cumulative apparent peak magnitude distribution of KNe associated to O5 NS–NS (top row) and NS–BH (bottom row) GW events. The left-hand panels refer to the g band, while the right-hand ones are for the z band. Blue lines are for tightly localized events ($\Omega_{90\%} \leq 20 \text{ deg}^2$) while orange ones refer to events with $20 \text{ deg}^2 < \Omega_{90\%} \leq 100 \text{ deg}^2$. The vertical dashed lines show our estimated 5σ single-visit depth for 30 and 180 s exposures, as annotated.

been observed, defining the rate of success of our strategy in a similar, semiquantitative way is not straightforward, as in this case, Rubin is literally exploring the unknown. However, we emphasize that those EM counterparts constitute a large portion of the discovery space that is made available for Rubin exploration by our ToO strategies. Further, we expect that improvements upon these heuristics using quantitative, population-level constraints on parameters of interest, including the NS equation of state or the Hubble constant, may be possible in the future using these simulations (Dietrich et al. 2020).

3.1. Impact of ToOs on the LSST Survey

As part of the v2.0 survey strategy simulations, we consider two simulations that include interruptions for ToO observations. For a general assessment of the impact of ToO observations on the baseline LSST survey, we consider the cases of 10 ToO events per year and 50 ToO events per year. We only attempt ToO observations for sources that fall in the main Rubin survey footprint.

Follow-up observations are attempted in five filters, $g+r+i+y$ and u or z (whichever happens to be loaded depending on the Moon’s phase). We attempt to observe in all five filters at a generous cadence of 0, 1, 2, 4, and 8 hr after the initial ToO alert, from which we expect an impact similar to, or greater than, the strategies described in Section 2. For 10 ToO yr^{-1} and 50 ToO yr^{-1} , we execute 13,039 and 56,877 total visits following up ToOs, respectively.

The impact on other Rubin science cases appears to be very minimal. The number of well-observed type Ia supernovae only drops to 24,800 and 24,700, in the ToO simulation, compared to 25,400 in the baseline. Other science cases such as detection of faint near-Earth objects and detection of fast microlensing events also change by only 1%.

4. Discussion and Conclusion

In this paper, we presented *minimal* and *preferred* strategies for GW follow-up with Rubin Observatory. For each type of GW detection, we outlined preferred observing cadences,

exposure times, and filters as described in Section 2 and summarized in Table 2. ToOs with Rubin are crucial to answer the scientific questions posed in the introduction with joint EM +GW observations and will have minimal impact on the main survey (Section 3.1).

Thanks to Rubin ToOs, we expect to discover counterparts to approximately 10 counterparts to NS–NS mergers and probe the existence of EM counterparts to ~ 15 NS–BH mergers per year during O5. This number can increase significantly if more LVK runs happen during Rubin operations. During O5, Rubin will be able to discover a larger number of counterparts via ToO observations than during the regular LSST survey, where < 4 KN detections per year are expected (Section 2.1). Un-triggered KN discovery (i.e., independent of GW or GRB detection) is important to probe EM counterparts at distances beyond the LVK horizon, helping us understand the KN luminosity function, correlations with redshift at all viewing angles, while also enabling studies of both cosmology and nuclear physics. However, Rubin ToO will provide the community with early ($\delta t < 12$ hr) and deep multiband observations of faint KNe, and will benefit from merger time information and invaluable GW data for multimessenger studies.

The strategies were designed to maximize the chances of discovering the EM counterpart to GW sources. As soon as the most likely counterpart is identified, a public announcement will be immediately made, allowing other facilities with large apertures but smaller FOVs (e.g., Very Large Telescope, W. M. Keck Observatory, Gemini Observatory, Magellan Telescopes, ESO New Technology Telescope telescope equipped with the Son Of X-Shooter “SOXS” spectrograph) to continue characterizing the EM transient with deep spectroscopic and photometric observations. Rubin detection of KNe will be particularly important for follow-up with space-based observatories, including James Webb Space Telescope. Broker projects will have an important role during future GW observing runs and must commit to immediate release of data and classification whenever possible. The community will also benefit from Rubin publicly releasing the ToO follow-up strategy on each event *in advance* to maximize the opportunity for coordination with other ground- and space-based observatories.

The total time needed to actuate the *minimal* strategies is ~ 67 hr yr $^{-1}$ during O5. Assuming a GW-detector duty cycle of 0.5 during the first couple of years of Rubin operations and ~ 8 hr on-sky per night, this corresponds to roughly $\sim 1.39\%$ of the LSST time budget in the first years of operations. For the *preferred* strategies, the total time is ~ 96 hr yr $^{-1}$, which corresponds to approximately $\sim 2\%$ of the LSST time budget. We note that these are likely upper limits to the time amount that will be required, since we expect at least some EM counterparts to be confidently identified during the first or second night of observations. Moreover, the time budget could be significantly reduced if (i) an associated GRB (and ideally its afterglow) is found and localized with $\lesssim 2$ deg precision shortly after the GW trigger; (ii) the most distant NS–NS and NS–BH mergers, which would be observable only if a very bright ($M < -17.5$ mag; see Kasliwal et al. 2020) counterpart is present, are either ignored or observed only with the minimal strategies (which can be suitable to the detection of some GRB afterglows). O4 will provide further guidance on how follow-up strategies should be optimized.

The *preferred* strategies for NS–NS and NS–BH mergers in particular will provide a data set that will enable modeling of the elusive blue KN component. Importantly, highly cadenced multifilter observations on the first night and continued observations > 48 hr from the merger could be the only way to single out a KN candidate among the large number of supernovae and other contaminant transients found during the search (see, e.g., Cowperthwaite et al. 2018), which will be too faint for spectroscopic follow-up in the vast majority of cases.

We argue that the proposed follow-up strategies, thanks to repeated multiband observations on the first night, will enable the discovery of afterglows if a short GRB is also detected and is associated with the GW event (i.e., under favorable viewing angles). A comprehensive study of Rubin strategies to discover GRB afterglows associated with GW triggers, especially for the case of off-axis jets (see, for example, Ghirlanda et al. 2015; Lamb et al. 2018; Zhu et al. 2021), is beyond the scope of this work.

We expect that any major modification of the observing strategies proposed in this work could have a highly disruptive impact on the capability to reach Rubin multimessenger scientific objectives. The impact of the ToO program described here on other programs is small, since observations acquired as ToOs can be used as part of other LSST surveys (Section 3.1). When a procedure for performing ToO observations with Rubin has been set for GW follow-up, a similar procedure (although with different strategies) can be applied to other special EM or multimessenger events such as, for instance, high-energy neutrinos from astrophysical sources (e.g., Stein et al. 2021).

Finally, we plan to reevaluate the ToO triggering criteria and observing strategies proposed here at the end of O4 and on a yearly base after the start of Rubin operations.

We thank Lynne Jones for her work on LSST strategy simulations. This paper was created in the nursery of the Rubin LSST Transient and Variable Star Science Collaboration.⁵³ The authors acknowledge the support of the Vera C. Rubin Legacy Survey of Space and Time Transient and Variable Stars Science Collaboration, which provided opportunities for collaboration and exchange of ideas and knowledge, and of Rubin Observatory in the creation and implementation of this work. The authors acknowledge the support of the LSST Corporation, which enabled the organization of many workshops and hackathons throughout the cadence optimization process by directing private funding to these activities.

R.M. acknowledges support from the National Science Foundation under grant No. AST-1909796 and AST-1944985, and by the Heising-Simons foundation. M.W.C. acknowledges support from the National Science Foundation with grant Nos. PHY-2010970 and OAC-2117997. A.C. acknowledges support from the NSF award AST #1907975. S.J.S. acknowledges funding from STFC grants ST/T000198/1 and ST/S006109/1. D.M. acknowledges NSF support from grants PHY-1914448 and AST-2037297. K.M. acknowledges support from EU H2020 ERC grant No. 758638. A.H. is partially supported by a Future Investigators in NASA Earth and Space Science and Technology (FINESST) award No. 80NSSC19K1422. M.N. acknowledges support from the European Research Council (ERC) under the European Union’s Horizon 2020 research and

⁵³ <https://lsst-tvssc.github.io/>

innovation program (grant agreement No.948381) and a Fellowship from the Alan Turing Institute. P.D.'A. acknowledges support from PRIN-MIUR 2017 (grant 20179ZF5KS) and from the Italian Space Agency, contract ASI/INAF No. I/004/11/4. E.C.K. and A.G. acknowledge support from the G. R.E.A.T research environment funded by *Vetenskapsrådet*, the Swedish Research Council, under project No. 2016-06012, and support from The Wenner-Gren Foundations. M.B. acknowledges support from the Swedish Research Council (Reg. No. 2020-03330). The UCSC team is supported in part by NASA grant NNG17PX03C, NSF grant AST-1815935, the Gordon & Betty Moore Foundation, the Heising-Simons Foundation, and by a fellowship from the David and Lucile Packard Foundation to R.J.F. This work was supported by the Preparing for Astrophysics with LSST Program, funded by the Heising Simons Foundation through grant 2021-2975, and administered by Las Cumbres Observatory.

Software: LSST metrics analysis framework (MAF; Jones et al. 2014); *astropy* (Astropy Collaboration et al. 2013); *matplotlib*; *ligo.skymap*.⁵⁴

ORCID iDs

Igor Andreoni  <https://orcid.org/0000-0002-8977-1498>
 Raffaella Margutti  <https://orcid.org/0000-0003-4768-7586>
 Om Sharan Salafia  <https://orcid.org/0000-0003-4924-7322>
 Michael W. Coughlin  <https://orcid.org/0000-0002-8262-2924>
 Peter Yoachim  <https://orcid.org/0000-0003-2874-6464>
 Kris Mortensen  <https://orcid.org/0000-0001-9676-5005>
 S. J. Smartt  <https://orcid.org/0000-0002-8229-1731>
 Mansi M. Kasliwal  <https://orcid.org/0000-0002-5619-4938>
 Kate D. Alexander  <https://orcid.org/0000-0002-8297-2473>
 Shreya Anand  <https://orcid.org/0000-0003-3768-7515>
 E. Berger  <https://orcid.org/0000-0002-9392-9681>
 Maria Grazia Bernardini  <https://orcid.org/0000-0001-6106-3046>
 Federica B. Bianco  <https://orcid.org/0000-0003-1953-8727>
 Peter K. Blanchard  <https://orcid.org/0000-0003-0526-2248>
 Joshua S. Bloom  <https://orcid.org/0000-0002-7777-216X>
 Enzo Brocato  <https://orcid.org/0000-0001-7988-8177>
 Mattia Bulla  <https://orcid.org/0000-0002-8255-5127>
 Ryan Chornock  <https://orcid.org/0000-0002-7706-5668>
 Christopher M. Copperwheat  <https://orcid.org/0000-0001-7983-8698>
 Alessandra Corsi  <https://orcid.org/0000-0001-8104-3536>
 Filippo D'Ammando  <https://orcid.org/0000-0001-7618-7527>
 Ryan J. Foley  <https://orcid.org/0000-0002-2445-5275>
 Giancarlo Ghirlanda  <https://orcid.org/0000-0001-5876-9259>
 Ariel Goobar  <https://orcid.org/0000-0002-4163-4996>
 Aprajita Hajela  <https://orcid.org/0000-0003-2349-101X>
 Daniel E. Holz  <https://orcid.org/0000-0002-0175-5064>
 Viraj Karambelkar  <https://orcid.org/0000-0003-2758-159X>
 E. C. Kool  <https://orcid.org/0000-0002-7252-3877>
 Gavin P. Lamb  <https://orcid.org/0000-0001-5169-4143>
 Tanmoy Laskar  <https://orcid.org/0000-0003-1792-2338>
 Kate Maguire  <https://orcid.org/0000-0002-9770-3508>
 Dan Milisavljevic  <https://orcid.org/0000-0002-0763-3885>
 A. A. Miller  <https://orcid.org/0000-0001-9515-478X>

Matt Nicholl  <https://orcid.org/0000-0002-2555-3192>
 Samaya M. Nissanke  <https://orcid.org/0000-0001-6573-7773>
 Antonella Palmese  <https://orcid.org/0000-0002-6011-0530>
 Armin Rest  <https://orcid.org/0000-0002-4410-5387>
 Leo P. Singer  <https://orcid.org/0000-0001-9898-5597>
 D. Steeghs  <https://orcid.org/0000-0003-0771-4746>
 Nial Tanvir  <https://orcid.org/0000-0003-3274-6336>

References

- Aasi, J., Abadie, J., Abbott, B. P., et al. 2013, *PhRvD*, **88**, 122004
 Abbott, B. P., Abbott, R., Abbott, T. D., et al. 2016, *PhRvL*, **116**, 061102
 Abbott, B. P., Abbott, R., Abbott, T. D., et al. 2017a, *ApJL*, **848**, L13
 Abbott, B. P., Abbott, R., Abbott, T. D., et al. 2017b, *PhRvL*, **119**, 161101
 Abbott, B. P., Abbott, R., Abbott, T. D., et al. 2017c, *ApJL*, **848**, L12
 Abbott, R., Abbott, R., Abbott, T. D., et al. 2017d, *Natur*, **551**, 85
 Abbott, B. P., Abbott, R., Abbott, T. D., et al. 2020a, *ApJL*, **892**, L3
 Abbott, B. P., Abbott, R., Abbott, T. D., et al. 2020b, *LRR*, **23**, 3
 Abbott, R., Abbott, T. D., Abraham, S., et al. 2020c, *ApJL*, **896**, L44
 Abbott, R., Abbott, T. D., Abraham, S., et al. 2021, *ApJL*, **915**, L5
 Ackley, K., Amati, L., Barbieri, C., et al. 2020, *A&A*, **643**, A113
 Alexander, K. D., Berger, E., Fong, W., et al. 2017, *ApJL*, **848**, L21
 Alexander, K. D., Schroeder, G., Paterson, K., et al. 2021, *ApJ*, **923**, 66
 Anand, S., Coughlin, M. W., Kasliwal, M. M., et al. 2021, *NatAs*, **5**, 46
 Andreoni, I., Ackley, K., Cooke, J., et al. 2017, *PASA*, **34**, e069
 Andreoni, I., Anand, S., Bianco, F. B., et al. 2019a, *PASP*, **131**, 068004
 Andreoni, I., Coughlin, M. W., Almualla, M., et al. 2022, *ApJS*, **258**, 5
 Andreoni, I., Coughlin, M. W., Kool, E. C., et al. 2021, *ApJ*, **918**, 63
 Andreoni, I., Goldstein, D. A., Anand, S., et al. 2019b, *ApJL*, **881**, L16
 Andreoni, I., Goldstein, D. A., Kasliwal, M. M., et al. 2020, *ApJ*, **890**, 131
 Annala, E., Gorda, T., Kurkela, A., & Vuorinen, A. 2018, *PhRvL*, **120**, 172703
 Antier, S., Agayeva, S., Almualla, M., et al. 2020, *MNRAS*, **497**, 5518
 Arcavi, I. 2018, *ApJL*, **855**, L23
 Arcavi, I., Hosseinzadeh, G., Howell, D. A., et al. 2017, *Natur*, **551**, 64
 Ascenzi, S., Coughlin, M. W., Dietrich, T., et al. 2019a, *MNRAS*, **486**, 672
 Ascenzi, S., De Lillo, N., Haster, C.-J., Ohme, F., & Pannarale, F. 2019b, *ApJ*, **877**, 94
 Astropy Collaboration, Robitaille, T. P., Tollerud, E. J., et al. 2013, *A&A*, **558**, A33
 Barbieri, C., Salafia, O. S., Perego, A., Colpi, M., & Ghirlanda, G. 2019, *A&A*, **625**, A152
 Barbieri, C., Salafia, O. S., Perego, A., Colpi, M., & Ghirlanda, G. 2020, *EPJA*, **56**, 8
 Bauswein, A., Just, O., Janka, H.-T., & Stergioulas, N. 2017, *ApJL*, **850**, L34
 Becerra, R. L., Dichiaro, S., Watson, A. M., et al. 2021, *MNRAS*, **507**, 1401
 Bellm, E. C., Burke, C. J., Coughlin, M. W., et al. 2022, *ApJS*, **258**, 13
 Bellm, E. C., Kulkarni, S. R., Barlow, T., et al. 2019, *PASP*, **131**, 068003
 Bhakta, D., Mooley, K. P., Corsi, A., et al. 2021, *ApJ*, **911**, 77
 Bianco, F. B., Drout, M. R., Graham, M. L., et al. 2019, *PASP*, **131**, 068002
 Bloemen, S., Groot, P., Nelemans, G., & Klein-Wolt, M. 2015, in ASP Conf. Ser. 496, *Living Together: Planets, Host Stars and Binaries*, ed. S. M. Rucinski, G. Torres, & M. Zejda (San Francisco, CA: ASP), 254
 Bloom, J. S., Holz, D. E., Hughes, S. A., et al. 2009, arXiv:0902.1527
 Bulla, M. 2019, *MNRAS*, **489**, 5037
 Chambers, K. C., Magnier, E. A., Metcalfe, N., et al. 2016, arXiv:1612.05560
 Chang, S.-W., Onken, C. A., Wolf, C., et al. 2021, *PASA*, **38**, e024
 Chase, E. A., O'Connor, B., Fryer, C. L., et al. 2022, *ApJ*, **927**, 163
 Chornock, R., Berger, E., Kasen, D., et al. 2017, *ApJL*, **848**, L19
 Connaughton, V., Burns, E., Goldstein, A., et al. 2016, *ApJL*, **826**, L6
 Coughlin, M., & Stubbs, C. 2016, *ExA*, **42**, 165
 Coughlin, M. W., Ahumada, T., Anand, S., et al. 2019a, *ApJL*, **885**, L19
 Coughlin, M. W., Antier, S., Dietrich, T., et al. 2020a, *NatCo*, **11**, 4129
 Coughlin, M. W., Dietrich, T., Antier, S., et al. 2019b, *MNRAS*, **492**, 863
 Coughlin, M. W., Dietrich, T., Doctor, Z., et al. 2018, *MNRAS*, **480**, 3871
 Coughlin, M. W., Dietrich, T., Heinzel, J., et al. 2020b, *PhRvR*, **2**, 022006
 Coughlin, M. W., Dietrich, T., Margalit, B., & Metzger, B. D. 2019c, *MNRAS*, **489**, L91
 Coulter, D. A., Foley, R. J., Kilpatrick, C. D., et al. 2017, *Sci*, **358**, 1556
 Cowperthwaite, P. S., Berger, E., Rest, A., et al. 2018, *ApJ*, **858**, 18
 Cowperthwaite, P. S., Berger, E., Villar, V. A., et al. 2017, *ApJL*, **848**, L17
 Cowperthwaite, P. S., Villar, V. A., Scolnic, D. M., & Berger, E. 2019, *ApJ*, **874**, 88
 de Mink, S. E., & King, A. 2017, *ApJL*, **839**, L7

⁵⁴ lscsoft.docs.ligo.org/ligo.skymap

- de Wet, S., Groot, P. J., Bloemen, S., et al. 2021, *A&A*, **649**, A72
- Dichiara, S., Becerra, R. L., Chase, E. A., et al. 2021, *ApJL*, **923**, L32
- Dietrich, T., Coughlin, M. W., Pang, P. T. H., et al. 2020, *Sci*, **370**, 1450
- Dobie, D., Stewart, A., Hotokezaka, K., et al. 2022, *MNRAS*, **510**, 3794
- Dobie, D., Stewart, A., Murphy, T., et al. 2019, *ApJL*, **887**, L13
- Drout, M. R., Piro, A. L., Shappee, B. J., et al. 2017, *Sci*, **358**, 1570
- Evans, P. A., Cenko, S. B., Kennea, J. A., et al. 2017, *Sci*, **358**, 1565
- Flaugher, B., Diehl, H. T., Honscheid, K., et al. 2015, *AJ*, **150**, 150
- Foucart, F. 2012, *PhRvD*, **86**, 124007
- Foucart, F., Deaton, M. B., Duez, M. D., et al. 2013, *PhRvD*, **87**, 084006
- Garcia, A., Morgan, R., Herner, K., et al. 2020, *ApJ*, **903**, 75
- Ghirlanda, G., Salafia, O. S., Paragi, Z., et al. 2019, *Sci*, **363**, 968
- Ghirlanda, G., Salvaterra, R., Campana, S., et al. 2015, *A&A*, **578**, A71
- Goldstein, A., Veres, P., Burns, E., et al. 2017, *ApJL*, **848**, L14
- Goldstein, D. A., Andreoni, I., Nugent, P. E., et al. 2019, *ApJL*, **881**, L7
- Gomez, S., Hosseinzadeh, G., Cowperthwaite, P. S., et al. 2019, *ApJL*, **884**, L55
- Gompertz, B. P., Cutter, R., Steeghs, D., et al. 2020, *MNRAS*, **497**, 726
- Gompertz, B. P., Levan, A. J., Tanvir, N. R., et al. 2018, *ApJ*, **860**, 62
- Gompertz, B. P., Nicholl, M., Schmidt, P., Pratten, G., & Vecchio, A. 2022, *MNRAS*, **511**, 1454
- Gottlieb, O., Nakar, E., Piran, T., & Hotokezaka, K. 2018, *MNRAS*, **479**, 588
- Graham, M. J., Ford, K. E. S., McKernan, B., et al. 2020, *PhRvL*, **124**, 251102
- Graham, M. J., Kulkarni, S. R., Bellm, E. C., et al. 2019, *PASP*, **131**, 078001
- Guidorzi, C., Margutti, R., Brout, D., et al. 2017, *ApJL*, **851**, L36
- Hajela, A., Margutti, R., Alexander, K. D., et al. 2019, *ApJL*, **886**, L17
- Hallinan, G., Corsi, A., Mooley, K. P., et al. 2017, *Sci*, **358**, 1579
- Hjorth, J., Levan, A. J., Tanvir, N. R., et al. 2017, *ApJL*, **848**, L31
- Hosseinzadeh, G., Cowperthwaite, P. S., Gomez, S., et al. 2019, *ApJL*, **880**, L4
- Hotokezaka, K., & Nakar, E. 2020, *ApJ*, **891**, 152
- Hotokezaka, K., Nakar, E., Gottlieb, O., et al. 2019, *NatAs*, **3**, 940
- Jones, R. L., Yoachim, P., Chandrasekharan, S., et al. 2014, *Proc. SPIE*, **9149**, 91490B
- Kasen, D., Fernandez, R., & Metzger, B. 2015, *MNRAS*, **450**, 1777
- Kasen, D., Metzger, B., Barnes, J., Quataert, E., & Ramirez-Ruiz, E. 2017, *Natur*, **551**, 80
- Kasliwal, M. M., Anand, S., Ahumada, T., et al. 2020, *ApJ*, **905**, 145
- Kasliwal, M. M., Kasen, D., Lau, R. M., et al. 2022, *MNRAS*, **510**, L7
- Kasliwal, M. M., Nakar, E., Singer, L. P., et al. 2017, *Sci*, **358**, 1559
- Kawaguchi, K., Kyutoku, K., Shibata, M., & Tanaka, M. 2016, *ApJ*, **825**, 52
- Kilpatrick, C. D., Coulter, D. A., Arcavi, I., et al. 2021, *ApJ*, **923**, 258
- Kilpatrick, C. D., Foley, R. J., Kasen, D., et al. 2017, *Sci*, **358**, 1583
- Kotake, K., Sato, K., & Takahashi, K. 2006, *RPPh*, **69**, 971
- Lai, X., Zhou, E., & Xu, R. 2019, *EPJA*, **55**, 60
- Lamb, G. P., Tanaka, M., & Kobayashi, S. 2018, *MNRAS*, **476**, 4435
- Lamb, G. P., Tanvir, N. R., Levan, A. J., et al. 2019, *ApJ*, **883**, 48
- Levan, A. J., Lyman, J. D., Tanvir, N. R., et al. 2017, *ApJL*, **848**, L28
- Li, L.-X., & Paczyński, B. 1998, *ApJL*, **507**, L59
- Lipunov, V. M., Gorbvskoy, E., Kornilov, V. G., et al. 2017, *ApJL*, **850**, L1
- Loeb, A. 2016, *ApJL*, **819**, L21
- Lundquist, M. J., Paterson, K., Fong, W., et al. 2019, *ApJL*, **881**, L26
- Margalit, B., & Metzger, B. 2017, *ApJL*, **850**, L19
- Margutti, R., Berger, E., Fong, W., et al. 2017, *ApJL*, **848**, L20
- Margutti, R., & Chornock, R. 2021, *ARA&A*, **59**, 155
- Margutti, R., Cowperthwaite, P., Doctor, Z., et al. 2018, arXiv:1812.04051
- McKernan, B., Ford, K. E. S., Bellovary, J., et al. 2018, *ApJ*, **866**, 66
- Metzger, B. D., Bauswein, A., Goriely, S., & Kasen, D. 2015, *MNRAS*, **446**, 1115
- Mooley, K. P., Deller, A. T., Gottlieb, O., et al. 2018, *Natur*, **561**, 355
- Morgan, R., Soares-Santos, M., Annis, J., et al. 2020, *ApJ*, **901**, 83
- Most, E. R., Weih, L. R., Rezzolla, L., & Schaffner-Bielich, J. 2018, *PhRvL*, **120**, 261103
- Murgia-Berthier, A., Montes, G., Ramirez-Ruiz, E., De Colle, F., & Lee, W. H. 2014, *ApJL*, **788**, L8
- Nakar, E. 2020, *PhR*, **886**, 1
- Nativi, L., Bulla, M., Rosswog, S., et al. 2021, *MNRAS*, **500**, 1772
- Nativi, L., Lamb, G. P., Rosswog, S., Lundman, C., & Kowal, G. 2022, *MNRAS*, **509**, 903
- Nicholl, M., Margalit, B., Schmidt, P., et al. 2021, *MNRAS*, **505**, 3016
- Oates, S. R., Marshall, F. E., Breeveld, A. A., et al. 2021, *MNRAS*, **507**, 1296
- Page, K. L., Evans, P. A., Tohuavohu, A., et al. 2020, *MNRAS*, **499**, 3459
- Palmese, A., Fishbach, M., Burke, C. J., Annis, J., & Liu, X. 2021, *ApJL*, **914**, L34
- Palmese, A., Hartley, W., Tarsitano, F., et al. 2017, *ApJL*, **849**, L34
- Pan, Y. C., Kilpatrick, C. D., Simon, J. D., et al. 2017, *ApJL*, **848**, L30
- Perna, R., Lazzati, D., & Giacomazzo, B. 2016, *ApJL*, **821**, L18
- Petrov, P., Singer, L. P., Coughlin, M. W., et al. 2022, *ApJ*, **924**, 54
- Pian, E., D'Avanzo, P., Benetti, S., et al. 2017, *Natur*, **551**, 67
- Piro, A. L., & Kollmeier, J. A. 2018, *ApJ*, **855**, 103
- Pozanenko, A. S., Minaev, P. Y., Grebenev, S. A., & Chelovekov, I. V. 2020, *AstL*, **45**, 710
- Radice, D., Bernuzzi, S., & Perego, A. 2020, *ARNPS*, **70**, 95
- Radice, D., Perego, A., Zappa, F., & Bernuzzi, S. 2018, *ApJL*, **852**, L29
- Roberts, L. F., Kasen, D., Lee, W. H., & Ramirez-Ruiz, E. 2011, *ApJL*, **736**, L21
- Rossi, A., Stratta, G., Maiorano, E., et al. 2020, *MNRAS*, **493**, 3379
- Rosswog, S., Feindt, U., Korobkin, O., et al. 2017, *CQGra*, **34**, 104001
- Rosswog, S., Sollerman, J., Feindt, U., et al. 2018, *A&A*, **615**, A132
- Sagués Carracedo, A., Bulla, M., Feindt, U., & Goobar, A. 2021, *MNRAS*, **504**, 1294
- Salafia, O. S., Ghirlanda, G., Ascenzi, S., & Ghisellini, G. 2019, *A&A*, **628**, A18
- Salafia, O. S., & Giacomazzo, B. 2021, *A&A*, **645**, A93
- Scolnic, D., Kessler, R., Brout, D., et al. 2018, *ApJL*, **852**, L3
- Setzer, C. N., Biswas, R., Peiris, H. V., et al. 2019, *MNRAS*, **485**, 4260
- Smartt, S. J., Chen, T.-W., Jerkstrand, A., et al. 2017, *Natur*, **551**, 75
- Soares-Santos, M., Holz, D. E., Annis, J., et al. 2017, *ApJL*, **848**, L16
- Sravan, N., Graham, M. J., Fremling, C., & Coughlin, M. W. 2021, arXiv:2112.05897
- Steeghs, D., Galloway, D. K., Ackley, K., et al. 2022, *MNRAS*, **511**, 2405
- Stein, R., Velzen, S. v., Kowalski, M., et al. 2021, *NatAs*, **5**, 510
- Stone, N. C., Metzger, B. D., & Haiman, Z. 2017, *MNRAS*, **464**, 946
- Tanvir, N. R., Levan, A. J., González-Fernández, C., et al. 2017, *ApJL*, **848**, L27
- Thakur, A. L., Dichiara, S., Troja, E., et al. 2020, *MNRAS*, **499**, 3868
- The LIGO Scientific Collaborationthe Virgo Collaboration, Abbott, R., et al. 2021a, *ApJL*, **913**, L7
- The LIGO Scientific Collaborationthe Virgo Collaboration, Abbott, R., et al. 2021b, arXiv:2108.01045
- Tonry, J. L., Denneau, L., Heinze, A. N., et al. 2018, *PASP*, **130**, 064505
- Troja, E., Castro-Tirado, A. J., Becerra González, J., et al. 2019, *MNRAS*, **489**, 2104
- Troja, E., Piro, L., van Eerten, H., et al. 2017, *Natur*, **551**, 71
- Tucker, D., Wiesner, M., Allam, S., et al. 2022, *ApJ*, **929**, 115
- Valenti, S., Sand, D. J., Yang, S., et al. 2017, *ApJL*, **848**, L24
- Vieira, N., Ruan, J. J., Haggard, D., et al. 2020, *ApJ*, **895**, 96
- Villar, V. A., Guillochon, J., Berger, E., et al. 2017, *ApJL*, **851**, L21
- Wang, H., & Giannios, D. 2021, *ApJ*, **908**, 200
- Watson, A. M., Butler, N. R., Lee, W. H., et al. 2020, *MNRAS*, **492**, 5916
- Watson, D., Hansen, C. J., Selsing, J., et al. 2019, *Natur*, **574**, 497
- Zhu, J.-P., Yang, Y.-P., Zhang, B., Gao, H., & Yu, Y.-W. 2021, arXiv:2110.10468