

Log P_{oct}/SA predicts the thermoresponsive behavior of P(DMA-co-RA) statistical copolymers

Akar, Irem; Foster, Jeff; Leng, Xiyue; Pearce, Amanda K.; Mathers, Robert T.; O'Reilly, Rachel

DOI:

[10.1021/acsmacrolett.1c00776](https://doi.org/10.1021/acsmacrolett.1c00776)

License:

Creative Commons: Attribution (CC BY)

Document Version

Publisher's PDF, also known as Version of record

Citation for published version (Harvard):

Akar, I, Foster, J, Leng, X, Pearce, AK, Mathers, RT & O'Reilly, R 2022, 'Log P_{oct}/SA predicts the thermoresponsive behavior of P(DMA-co-RA) statistical copolymers', *ACS Macro Letters*, vol. 11, no. 4, pp. 498–503. <https://doi.org/10.1021/acsmacrolett.1c00776>

[Link to publication on Research at Birmingham portal](#)

General rights

Unless a licence is specified above, all rights (including copyright and moral rights) in this document are retained by the authors and/or the copyright holders. The express permission of the copyright holder must be obtained for any use of this material other than for purposes permitted by law.

- Users may freely distribute the URL that is used to identify this publication.
- Users may download and/or print one copy of the publication from the University of Birmingham research portal for the purpose of private study or non-commercial research.
- User may use extracts from the document in line with the concept of 'fair dealing' under the Copyright, Designs and Patents Act 1988 (?)
- Users may not further distribute the material nor use it for the purposes of commercial gain.

Where a licence is displayed above, please note the terms and conditions of the licence govern your use of this document.

When citing, please reference the published version.

Take down policy

While the University of Birmingham exercises care and attention in making items available there are rare occasions when an item has been uploaded in error or has been deemed to be commercially or otherwise sensitive.

If you believe that this is the case for this document, please contact UBIRA@lists.bham.ac.uk providing details and we will remove access to the work immediately and investigate.

Log P_{oct}/SA Predicts the Thermoresponsive Behavior of P(DMA-co-RA) Statistical Copolymers

Irem Akar, Jeffrey C. Foster, Xiyue Leng, Amanda K. Pearce, Robert T. Mathers,* and Rachel K. O'Reilly*



Cite This: *ACS Macro Lett.* 2022, 11, 498–503



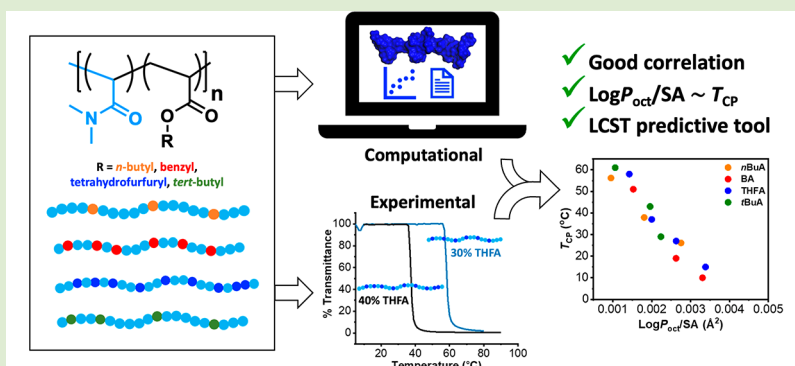
Read Online

ACCESS |

Metrics & More

Article Recommendations

Supporting Information



ABSTRACT: Polymers that exhibit a lower critical solution temperature (LCST) have been of great interest for various biological applications such as drug or gene delivery, controlled release systems, and biosensing. Tuning the LCST behavior through control over polymer composition (e.g., upon copolymerization of monomers with different hydrophobicity) is a widely used method, as the phase transition is greatly affected by the hydrophilic/hydrophobic balance of the copolymers. However, the lack of a general method that relates copolymer hydrophobicity to their temperature response leads to exhaustive experiments when seeking to obtain polymers with desired properties. This is particularly challenging when the target copolymers are comprised of monomers that individually form nonresponsive homopolymers, that is, only when copolymerized do they display thermo-responsive behavior. In this study, we sought to develop a predictive relationship between polymer hydrophobicity and cloud point temperature (T_{CP}). A series of statistical copolymers were synthesized based on hydrophilic *N,N*-dimethyl acrylamide (DMA) and hydrophobic alkyl acrylate monomers, and their hydrophobicity was compared using surface area-normalized octanol/water partition coefficients (Log P_{oct}/SA). Interestingly, a correlation between the Log P_{oct}/SA of the copolymers and their T_{CP} s was observed for the P(DMA-co-RA) copolymers, which allowed T_{CP} prediction of a demonstrative copolymer P(DMA-co-MMA). These results highlight the strong potential of this computational tool to improve the rational design of copolymers with desired temperature responses prior to synthesis.

“Smart” polymers that change their physical or chemical structures upon exposure to external stimuli such as light, pH, redox state, ultrasound, and temperature have been used extensively in a range of applications from biosensors to drug delivery systems.^{1–5} Among these stimuli, temperature has been the most widely studied on account of its easy external applicability and the abundance of methods to tune thermo-responsive behavior within the desired range.⁶ Thermo-responsive polymers display either a lower critical solution temperature (LCST) or an upper critical solution temperature (UCST) behavior in water, where they undergo structural changes and thus changes in their solubility upon heating up above or cooling down below a specific temperature, respectively.^{3,7} In general, LCST-based systems are more preferable than UCST-based systems, particularly for biological applications, because of the high-temperature requirements of

the latter.^{8,9} In an LCST-based system, polymers are soluble below their LCST on account of strong interactions between polymer chains and the solvent (water); however, upon heating above a specific temperature, they undergo a phase transition where they become immiscible as a consequence of the weakening of the polymer–solvent interactions.¹⁰

It is desirable to be able to tune polymer LCST temperatures in order to suit the requirements of a particular application.

Received: December 10, 2021

Accepted: February 7, 2022

Several methods have been studied toward this, such as changing the polymer molecular weight, hydrophobicity, or solution concentration.^{11–16} In particular, tuning polymer hydrophobicity is an interesting strategy, as changes to overall hydrophobicity can readily modulate polymer–solvent interactions.¹⁷ For example, Sumerlin and Vogt reported a method to decrease poly(*N*-isopropylacrylamide) (PNIPAM) LCST by moving from a linear to branched architecture, which increased polymer hydrophobicity through an increase in hydrophobic end groups. They confirmed that the hydrophobic end groups had the greatest impact on polymer LCST (rather than branching) by showing that polymer LCSTs increased significantly upon removal of the end groups.¹⁸ Another route to tune polymer hydrophobicity is via copolymerization of a high LCST monomer with monomers of lower LCST.^{19–24} For example, Lutz and Hoth reported copolymers of oligoethylene glycol monomethyl ether methacrylate (OEGMA) and diethylene glycol methacrylate (DEGMA) where they showed that the cloud point temperature (T_{CP}) of the copolymers decreased from 90 to 28 °C as the molar quantity of DEGMA increased.²⁵ Additionally, previous work has shown linear correlations of T_{CP} to hydrophobic mole fraction for copolymers of *N*-isopropylacrylamide (NiPA) and *N*-isopropylmethacrylamide (NiPMA) and poly(ethylene glycol) monomethyl ether methacrylate (PEGMA) and methyl methacrylate (MMA);^{26,27} however, nonlinear T_{CP} behavior has also been reported.²⁸ These inconsistencies could be due to differences in experimentation, chain end effects, or the type of polymerization employed. Thus, despite some work in the field to date, there are still fundamental gaps in our understanding of how LCST behavior can be tuned using copolymerization, such as isolating the effect of polymer structure and specific monomer chemistry. Specifically, the ability to generate overall design rules for achieving desired thermoresponsive behavior would contribute essential knowledge toward the design of copolymers for many given applications.

Hydrophobicity is one of the most important phenomena that has been investigated to explain polymer behavior in bulk or solution; however, the influence of polymer hydrophobicity on solution behavior from a theoretical perspective is relatively underexplored.²⁹ In medicinal chemistry, hydrophobicity of small molecules can be quantified via octanol–water partition coefficient ($\text{Log } P_{oct}$) calculations, which describes the partitioning of a substance between octanol and water.^{30,31} Inspired by this, Mathers and co-workers sought to adapt this method to computationally predict the hydrophobicity of macromolecules, developing a surface-area-normalized method ($\text{Log } P_{oct}/SA$). Subsequent studies have shown that the addition of the surface area normalization improves the predictive power for polymers compared to standard small molecule methods.^{32–36}

In our previous study we were interested in correlating the polymer hydrophobicity to its LCST behavior by investigating the relationship between the $\text{Log } P_{oct}/SA$ of a series of statistical copolymers of hydrophilic OEGMA with different hydrophobic methacrylate comonomers (Figure 1A). We aimed to determine a correlation between a polymer hydrophobicity and its T_{CP} , thereby reducing the experimental workload by predicting the T_{CP} of new copolymers prior to synthesis. However, we found that the strongest influence of the copolymer T_{CP} was the hydrophobic comonomer mol %, that is, the grafting density rather than the chemical identity of

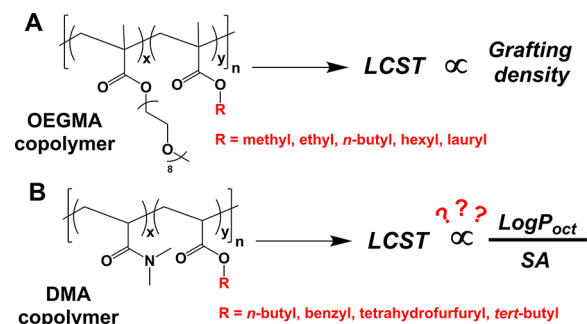


Figure 1. Our studies on how hydrophobicity influences thermoresponsive behavior of (A) brushy polymers and (B) nonbrushy polymers.

the comonomers, as the brushy nature of the OEGMA dominated the phase transition.²¹ This finding inspired us to investigate whether a correlation could be found between polymer hydrophobicity and the T_{CP} when using nonbrushy monomers; thus, providing a route to uniquely tune polymer LCST behavior using specific monomer chemistry (Figure 1B).

With the goal of realizing this, we selected hydrophilic *N,N*-dimethyl acrylamide (DMA) as our nonbrushy monomer of interest, due to its simple chain structure and commercial availability, and alkyl acrylates such as *n*-butyl acrylate (*n*BuA), benzyl acrylate (BA), tetrahydrofurfuryl acrylate (THFA), and *tert*-butyl acrylate (*t*BuA) for the hydrophobic component on account of their commercial availability and compatibility with polymerization conditions. Interestingly, to the best of our knowledge, no literature studies report DMA homopolymers displaying LCST behaviors under the dilute conditions that are typically employed during T_{CP} measurements (ca. 1–10 mg mL⁻¹ polymer), with only one study by Fischer et al. reporting a DMA homopolymer with a very high T_{CP} at a solution concentration of 20 mg mL⁻¹.³⁷ Thus, our aim was two-fold: to not only establish correlations for polymer hydrophobicity and T_{CP} , but to investigate the intriguing LCST behavior of this largely nonthermoresponsive monomer at lower concentrations and temperature windows.

To this end, we initially synthesized a library of copolymers based on DMA and various hydrophobic alkyl acrylates (RA, R = *n*-butyl, benzyl, tetrahydrofurfuryl, and *tert*-butyl) in order to observe the effect of monomer chemistry and copolymer composition and studied their LCST response. T_{CP} was used as a proxy of the LCST behavior as it is a macroscopic effect that can be detected easily via dynamic light scattering,³⁸ differential scanning calorimetry,³⁹ microdifferential scanning calorimetry,²¹ and UV–vis spectroscopy.²¹ Then, we attempted to correlate the T_{CP} of the copolymers to their hydrophobicity, which was determined by calculating the $\text{Log } P_{oct}/SA$ of oligomeric models representative of the final copolymers. Overall, copolymer MW and the targeted hydrophobic mol % were maintained as consistently as possible across each series. The copolymers were prepared via reversible addition–fragmentation chain transfer (RAFT) polymerization in 1,4-dioxane for 4 h until targeted DPs were reached (Figure 2A). The final molar composition of the purified copolymers was determined using ¹H NMR spectroscopy by relative integration of resonances corresponding to each monomer (Figures 2B and S1–S4). Kinetic analysis showed that both DMA and RA monomers were consumed at

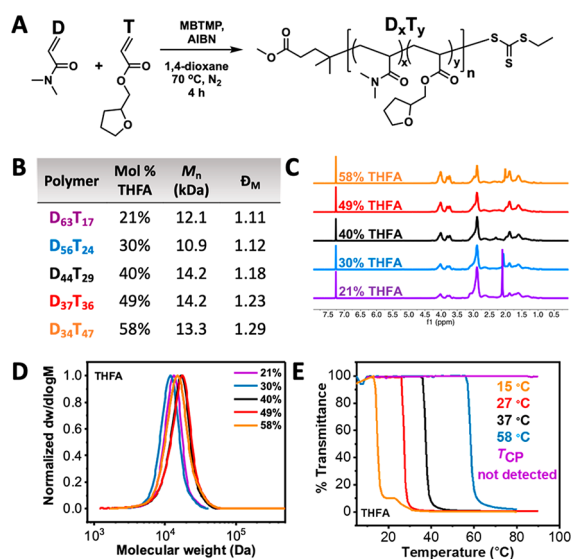


Figure 2. (A) Synthetic scheme for the preparation of P(DMA-*co*-RA) statistical copolymers. THFA is used as the comonomer in this example. (B) Molar composition (determined by ^1H NMR spectroscopy), number-average MW (M_n), and dispersity (\mathcal{D}_M) determined by SEC of P(DMA-*co*-THFA) copolymers. (C) ^1H NMR spectra of P(DMA-*co*-THFA) copolymers in CDCl_3 (300 MHz). (D) Normalized SEC molecular weight distributions for the P(DMA-*co*-THFA) series (eluent: $\text{CHCl}_3 + 0.5$ v/v% NEt_3 , PMMA standards). (E) Percent transmittance as a function of temperature for the P(DMA-*co*-THFA) copolymers dissolved in H_2O at 10 mg/mL as measured by UV-vis spectroscopy ($\lambda = 550$ nm, 0–90 °C, 1 °C min^{-1}).

an approximately equal rate, confirming the statistical nature of the copolymerizations (Figures S5–S8). Molecular weight distributions (MWDs) for the P(DMA-*co*-RA) copolymers were determined using size-exclusion chromatography (SEC). Copolymers were obtained with narrow and symmetrical MWDs (Figures 2D and S6–S8). Variations in number-average MW (M_n) and dispersity (\mathcal{D}_M) values were determined by calculating the coefficients of variance. Using this measure, M_n varied by only 2% across the entire data set, while \mathcal{D}_M varied by 0.04% with all values <1.36. Turbidity measurements were conducted using UV-vis spectroscopy in order to measure the T_{CP} of the copolymers. Changes in the percentage transmittance were recorded at $\lambda = 550$ nm within the temperature range of 0 to 90 °C. Temperature points that correspond to 50% transmittance values were taken as the T_{CP} of polymers (see Supporting Information for a detailed method). In general, an inverse relationship was observed between the T_{CP} of P(DMA-*co*-RA) copolymers and the RA content (Figures 2E and S9).

Log P_{Oct} values of short oligomer models that represent each P(DMA-*co*-RA) copolymer were calculated (at $T = 298$ K) for quantifying hydrophobicity. Then, the Log P_{Oct} value of each representative model was normalized by surface area using Molecular Dynamics (MD) simulations (see Supporting Information for a detailed model). Normalizing a thermodynamic parameter (i.e., Log P_{Oct}) with a structural parameter (i.e., SA) facilitates comparison of architectural differences resulting from monomer size and functionality as well as oligomer length.^{36,40,41} Furthermore, this strategy conforms to the Lum–Chandler–Weeks theory, which states that above a critical length scale, hydrophobicity scales with surface area

rather than volume.^{29,42} Consequently, Log P_{Oct}/SA values provide a general method for correlating hydrophobicity to T_{CP} that accommodates models with enough repeating units to represent the actual polymer. Figure 3A shows the repeating

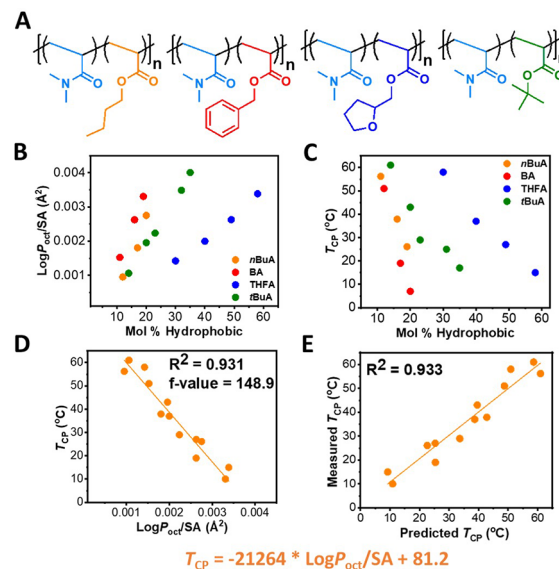


Figure 3. (A) Chemical structures of the repeating units for the P(DMA-*co*-*n*BuA), P(DMA-*co*-BA), P(DMA-*co*-THFA), and P(DMA-*co*-*t*BuA) copolymers, respectively. (B) Calculated Log P_{Oct}/SA values for P(DMA-*co*-RA) copolymer oligomers as a function of the mol % of the hydrophobic comonomer. (C) Plot of T_{CP} as measured by UV-vis spectroscopy vs the mol % of hydrophobic comonomer. (D) Plot of T_{CP} as measured by UV-vis spectroscopy vs the calculated Log P_{Oct}/SA values for P(DMA-*co*-RA) copolymer oligomers. The solid line represents a linear fit of these data. (E) Comparison between measured T_{CP} values of P(DMA-*co*-RA) copolymers and those predicted from their Log P_{Oct}/SA . The solid line represents a linear fit of these data. The equation was generated using the linear fit of the data in the plot of Figure 3D.

units for each of the P(DMA-*co*-RA) copolymers that were used to build oligomer models to calculate the Log P_{Oct}/SA values. The length of the oligomer models varied between 17 and 27 units and the models were built based on the hydrophobic mol % that each copolymer contains (see Supporting Information for detailed model). Log P_{Oct}/SA increased as the hydrophobic mol % in the copolymers increased, confirming the relationship between hydrophobicity and Log P_{Oct} (Figure 3B).³⁶ Comonomers *n*BuA, BA, and *t*BuA produced copolymers with similar slopes, while P(DMA-*co*-THFA) copolymers differed from the others. The ether oxygen in the tetrahydrofuran ring of THFA had a significant influence on Log P_{Oct}/SA values. Importantly, this data demonstrates that the comonomer chemistry plays an important role in overall hydrophobicity of P(DMA-*co*-RA) copolymers. Figure 3C shows the inverse linear relationships between the hydrophobic mol % and T_{CP} of the copolymers for each series. Linear regression data for each series is shown in Table S3. This clearly illustrates that the increase in the hydrophobic comonomer content results in an increase in the overall copolymer hydrophobicity, causing the copolymer T_{CP} to decrease. Motivated by this, we next plotted the calculated Log P_{Oct}/SA values against the measured T_{CP} s in order to see if any relationship could be built. Figure 3D shows the inverse relationship between the Log P_{Oct}/SA (polymer hydro-

phobicity) and the T_{CP} of P(DMA-*co*-RA) copolymers with each series possessing a similar slope. This indicates that copolymer hydrophobicity can be directly correlated to its T_{CP} for these nonbrushy copolymers, unlike the OEGMA-based brushy copolymers we studied in our previous work. Of importance, the data shown in Figure 3D was fitted using linear, exponential, and polynomial fits. We found that the prediction capability of the linear fit was superior to the polynomial fit and very similar to the exponential fit in terms of the similarity of the measured and calculated T_{CP} of the P(DMA-*co*-RA) copolymers. Therefore, we chose the linear fit for the T_{CP} prediction due to its greater simplicity. Comparison of the measured and predicted T_{CP} for P(DMA-*co*-RA) copolymers showed a reasonably strong correlation, suggesting that this tool could be used for predicting the T_{CP} of new nonbrushy copolymers (Figure 3E). Thus, we suggest that the experimental T_{CP} of new copolymers can be reliably predicted using this computational method.

It is important to note the significance of these findings in the context of facilitating the targeted design of new copolymers based on monomers known to produce non-responsive homopolymers. In such cases, conventional methods like the Flory–Fox equation, which determines the thermal properties of polymers based on both weight fraction and thermoresponse of the two homopolymers, cannot be used. Therefore, the predictive tool developed in this work significantly increases ease of access to new thermoresponsive copolymers with varied chemistries and tunable on-demand temperature responses.

Finally, to prove this hypothesis, we chose to design a new copolymer of DMA and the well-known hydrophobic monomer methyl methacrylate (MMA), which was one of the hydrophobic comonomers used in our previous work.

Log P_{oct}/SA of the P(DMA-*co*-MMA) copolymer with 31% hydrophobic mol % was calculated prior to synthesis, giving a predicted T_{CP} of 41 °C when using the equation generated based on the relationship between Log P_{oct}/SA and measured T_{CP} . Following the polymer synthesis, the measured T_{CP} of the copolymer was determined as 42 °C using UV–vis spectroscopy. This confirmed that the T_{CP} of new copolymers could be predicted using this guidance with only minor deviations from the targeted T_{CP} . Interestingly, unlike the P(DMA-*co*-RA) polymerizations, the copolymerization of DMA and MMA yielded a copolymer with a gradient topology (Figure S10). Based on the fact that Log P_{oct}/SA could still predict T_{CP} for this copolymer, it was hypothesized that the exact copolymer sequence may not be a critical determinant of thermoresponsiveness. Further investigation is warranted to test this hypothesis.

To conclude, we report the synthesis of a series of thermoresponsive P(DMA-*co*-RA) copolymers via copolymerization of DMA and different alkyl acrylate monomers and the investigation of their LCST behavior by measuring the copolymer T_{CP} s using UV–vis spectroscopy. Analysis of our experimental data using computational modeling of Log P_{oct}/SA revealed that the thermoresponsive behavior of nonbrushy P(DMA-*co*-RA) copolymers could be related to their hydrophobicity. We validated this method by predicting the T_{CP} of a P(DMA-*co*-MMA), which showed good correlation with the experimentally measured T_{CP} (1 °C difference from targeted T_{CP}). Overall, this study demonstrates the strength of the Log P_{oct}/SA computational modeling tool for the prediction of copolymer interactions in solution. We envisage this to be

particularly powerful in the study of thermoresponsive copolymers comprised of monomers that produce non-responsive homopolymers, thus, widening access to new monomer chemistries that can be used in the rational design of polymers with thermoresponsive behavior.

■ ASSOCIATED CONTENT

Supporting Information

The Supporting Information is available free of charge at <https://pubs.acs.org/doi/10.1021/acsmacrolett.1c00776>.

Materials, characterization techniques, experimental procedures, and additional data (SEC, ^1H NMR, and UV–vis spectra) (PDF)

■ AUTHOR INFORMATION

Corresponding Authors

Robert T. Mathers – Department of Chemistry, Pennsylvania State University, New Kensington, Pennsylvania 15068, United States; orcid.org/0000-0002-0503-4571; Email: rtm11@psu.edu

Rachel K. O'Reilly – School of Chemistry, University of Birmingham, Edgbaston, Birmingham B15 2TT, United Kingdom; orcid.org/0000-0002-1043-7172; Email: r.oreilly@bham.ac.uk

Authors

Irem Akar – School of Chemistry, University of Birmingham, Edgbaston, Birmingham B15 2TT, United Kingdom

Jeffrey C. Foster – School of Chemistry, University of Birmingham, Edgbaston, Birmingham B15 2TT, United Kingdom; orcid.org/0000-0002-9097-8680

Xiyue Leng – School of Chemistry, University of Birmingham, Edgbaston, Birmingham B15 2TT, United Kingdom

Amanda K. Pearce – School of Chemistry, University of Birmingham, Edgbaston, Birmingham B15 2TT, United Kingdom; orcid.org/0000-0003-3372-7380

Complete contact information is available at:

<https://pubs.acs.org/doi/10.1021/acsmacrolett.1c00776>

Author Contributions

The manuscript was written through contributions of all authors.

Notes

The authors declare no competing financial interest.

■ ACKNOWLEDGMENTS

This work is supported by the Turkish Ministry of National Education, the Engineering and Physical Sciences Research Council, EPSRC, (EP/S00338X/1), and the University of Birmingham.

■ REFERENCES

- (1) Dai, S.; Ravi, P.; Tam, K. C. pH-Responsive polymers: synthesis, properties and applications. *Soft Matter* **2008**, *4* (3), 435–449.
- (2) Gibson, M. I.; O'Reilly, R. K. To aggregate, or not to aggregate? considerations in the design and application of polymeric thermally-responsive nanoparticles. *Chem. Soc. Rev.* **2013**, *42* (17), 7204–7213.
- (3) Jochum, F. D.; Theato, P. Temperature- and light-responsive smart polymer materials. *Chem. Soc. Rev.* **2013**, *42* (17), 7468–7483.
- (4) Zhang, A.; Jung, K.; Li, A.; Liu, J.; Boyer, C. Recent advances in stimuli-responsive polymer systems for remotely controlled drug release. *Prog. Polym. Sci.* **2019**, *99*, 101164.

- (5) Zhang, X.; Han, L.; Liu, M.; Wang, K.; Tao, L.; Wan, Q.; Wei, Y. Recent progress and advances in redox-responsive polymers as controlled delivery nanoplatforms. *Mater. Chem. Front.* **2017**, *1* (5), 807–822.
- (6) Roy, D.; Brooks, W. L. A.; Sumerlin, B. S. New directions in thermoresponsive polymers. *Chem. Soc. Rev.* **2013**, *42* (17), 7214–7243.
- (7) Zhang, Q.; Hoogenboom, R. Polymers with upper critical solution temperature behavior in alcohol/water solvent mixtures. *Prog. Polym. Sci.* **2015**, *48*, 122–142.
- (8) Vanparijs, N.; Nuhn, L.; De Geest, B. G. Transiently thermoresponsive polymers and their applications in biomedicine. *Chem. Soc. Rev.* **2017**, *46* (4), 1193–1239.
- (9) Doberenz, F.; Zeng, K.; Willems, C.; Zhang, K.; Groth, T. Thermoresponsive polymers and their biomedical application in tissue engineering - a review. *J. Mater. Chem. B* **2020**, *8* (4), 607–628.
- (10) Zhang, Q.; Weber, C.; Schubert, U. S.; Hoogenboom, R. Thermoresponsive polymers with lower critical solution temperature: from fundamental aspects and measuring techniques to recommended turbidimetry conditions. *Mater. Horiz.* **2017**, *4* (2), 109–116.
- (11) Jeong, N. S.; Hasan, M.; Phillips, D. J.; Saaka, Y.; O'Reilly, R. K.; Gibson, M. I. Polymers with molecular weight dependent LCSTs are essential for cooperative behaviour. *Polym. Chem.* **2012**, *3* (3), 794–799.
- (12) Liu, Z.; Guo, Y.; Inomata, K. LCST-type phase behavior of poly(2-chloroethyl vinyl ether-alt-maleic anhydride) in n-butyl acetate. *Polym. J.* **2011**, *43* (8), 676–682.
- (13) Keogh, R.; Blackman, L. D.; Foster, J. C.; Varlas, S.; O'Reilly, R. K. The Importance of Cooperativity in Polymer Blending: Toward Controlling the Thermoresponsive Behavior of Blended Block Copolymer Micelles. *Macromol. Rapid Commun.* **2020**, *41* (6), 1900599.
- (14) Miclotte, M. P. J.; Lawrenson, S. B.; Varlas, S.; Rashid, B.; Chapman, E.; O'Reilly, R. K. Tuning the Cloud-Point and Flocculation Temperature of Poly(2-(diethylamino)ethyl methacrylate)-Based Nanoparticles via a Postpolymerization Betainization Approach. *ACS Polym. Au* **2021**, *1* (1), 47–58.
- (15) Ramírez-Jiménez, A.; Montoya-Villegas, K. A.; Licea-Claverie, A.; González-Ayón, M. A. Tunable Thermo-Responsive Copolymers from DEGMA and OEGMA Synthesized by RAFT Polymerization and the Effect of the Concentration and Saline Phosphate Buffer on Its Phase Transition. *Polymer* **2019**, *11* (10), 1657.
- (16) Van Guyse, J. F. R.; Bera, D.; Hoogenboom, R. Adamantane Functionalized Poly(2-oxazoline)s with Broadly Tunable LCST-Behavior by Molecular Recognition. *Polymer* **2021**, *13* (3), 374.
- (17) Eggenhuisen, T. M.; Becer, C. R.; Fijten, M. W. M.; Eckardt, R.; Hoogenboom, R.; Schubert, U. S. Libraries of Statistical Hydroxypropyl Acrylate Containing Copolymers with LCST Properties Prepared by NMP. *Macromolecules.* **2008**, *41* (14), 5132–5140.
- (18) Vogt, A. P.; Sumerlin, B. S. Tuning the Temperature Response of Branched Poly(N-isopropylacrylamide) Prepared by RAFT Polymerization. *Macromolecules.* **2008**, *41* (20), 7368–7373.
- (19) Smith, A. A. A.; Maikawa, C. L.; Lopez Hernandez, H.; Appel, E. A. Controlling properties of thermogels by tuning critical solution behaviour of ternary copolymers. *Polym. Chem.* **2021**, *12* (13), 1918–1923.
- (20) Luzon, M.; Boyer, C.; Peinado, C.; Corrales, T.; Whittaker, M.; Tao, L.; Davis, T. P. Water-soluble, thermoresponsive, hyperbranched copolymers based on PEG-methacrylates: Synthesis, characterization, and LCST behavior. *J. Polym. Sci. A: Polym. Chem.* **2010**, *48* (13), 2783–2792.
- (21) Akar, I.; Keogh, R.; Blackman, L. D.; Foster, J. C.; Mathers, R. T.; O'Reilly, R. K. Grafting Density Governs the Thermoresponsive Behavior of P(OEGMA-co-RMA) Statistical Copolymers. *ACS Macro Lett.* **2020**, *9* (8), 1149–1154.
- (22) Fournier, D.; Hoogenboom, R.; Thijs, H. M. L.; Paulus, R. M.; Schubert, U. S. Tunable pH- and Temperature-Sensitive Copolymer Libraries by Reversible Addition-Fragmentation Chain Transfer Copolymerizations of Methacrylates. *Macromolecules* **2007**, *40* (4), 915–920.
- (23) Bebis, K.; Jones, M. W.; Haddleton, D. M.; Gibson, M. I. Thermoresponsive behaviour of poly[(oligo(ethylene glycol methacrylate)]s and their protein conjugates: importance of concentration and solvent system. *Polym. Chem.* **2011**, *2* (4), 975–982.
- (24) Porsch, C.; Hansson, S.; Nordgren, N.; Malmström, E. Thermo-responsive cellulose-based architectures: tailoring LCST using poly(ethylene glycol) methacrylates. *Polym. Chem.* **2011**, *2* (5), 1114–1123.
- (25) Lutz, J.-F.; Hoth, A. Preparation of Ideal PEG Analogues with a Tunable Thermosensitivity by Controlled Radical Copolymerization of 2-(2-Methoxyethoxy)ethyl Methacrylate and Oligo(ethylene glycol) Methacrylate. *Macromolecules* **2006**, *39* (2), 893–896.
- (26) Kokufuta, M. K.; Sato, S.; Kokufuta, E. LCST behavior of copolymers of N-isopropylacrylamide and N-isopropylmethacrylamide in water. *Colloid Polym. Sci.* **2012**, *290* (16), 1671–1681.
- (27) Kumbhakar, K.; Saha, B.; De, P.; Biswas, R. Cloud Point Driven Dynamics in Aqueous Solutions of Thermoresponsive Copolymers: Are They Akin to Criticality Driven Solution Dynamics? *J. Phys. Chem. B* **2019**, *123* (51), 11042–11054.
- (28) Liu, H. Y.; Zhu, X. X. Lower critical solution temperatures of N-substituted acrylamide copolymers in aqueous solutions. *Polymer* **1999**, *40* (25), 6985–6990.
- (29) Foster, J. C.; Akar, I.; Grocott, M. C.; Pearce, A. K.; Mathers, R. T.; O'Reilly, R. K. 100th Anniversary of Macromolecular Science Viewpoint: The Role of Hydrophobicity in Polymer Phenomena. *ACS Macro Lett.* **2020**, *9* (11), 1700–1707.
- (30) Padmanabhan, J.; Parthasarathi, R.; Subramanian, V.; Chattaraj, P. K. QSPR models for polychlorinated biphenyls: n-Octanol/water partition coefficient. *Bioorg. Med. Chem.* **2006**, *14* (4), 1021–1028.
- (31) Bannan, C. C.; Calabró, G.; Kyu, D. Y.; Mobley, D. L. Calculating Partition Coefficients of Small Molecules in Octanol/Water and Cyclohexane/Water. *J. Chem. Theory Comput.* **2016**, *12* (8), 4015–4024.
- (32) Foster, J. C.; Varlas, S.; Couturaud, B.; Jones, J. R.; Keogh, R.; Mathers, R. T.; O'Reilly, R. K. Predicting Monomers for Use in Polymerization-Induced Self-Assembly. *Angew. Chem. Int. J. Ed.* **2018**, *57* (48), 15733–15737.
- (33) Varlas, S.; Foster, J. C.; Arkinstall, L. A.; Jones, J. R.; Keogh, R.; Mathers, R. T.; O'Reilly, R. K. Predicting Monomers for Use in Aqueous Ring-Opening Metathesis Polymerization-Induced Self-Assembly. *ACS Macro Lett.* **2019**, *8* (4), 466–472.
- (34) Inam, M.; Cambridge, G.; Pitto-Barry, A.; Laker, Z. P. L.; Wilson, N. R.; Mathers, R. T.; Dove, A. P.; O'Reilly, R. K. 1D vs. 2D shape selectivity in the crystallization-driven self-assembly of polylactide block copolymers. *Chem. Sci.* **2017**, *8* (6), 4223–4230.
- (35) He, Y.; Eloi, J.-C.; Harniman, R. L.; Richardson, R. M.; Whittell, G. R.; Mathers, R. T.; Dove, A. P.; O'Reilly, R. K.; Manners, I. Uniform Biodegradable Fiber-Like Micelles and Block Comicelles via “Living” Crystallization-Driven Self-Assembly of Poly(l-lactide) Block Copolymers: The Importance of Reducing Unimer Self-Nucleation via Hydrogen Bond Disruption. *J. Am. Chem. Soc.* **2019**, *141* (48), 19088–19098.
- (36) Magenau, A. J. D.; Richards, J. A.; Pasquinelli, M. A.; Savin, D. A.; Mathers, R. T. Systematic Insights from Medicinal Chemistry To Discern the Nature of Polymer Hydrophobicity. *Macromolecules* **2015**, *48* (19), 7230–7236.
- (37) Fischer, F.; Zufferey, D.; Tahoces, R. Lower critical solution temperature in superheated water: the highest in the poly(N, N-dialkylacrylamide) series. *Polym. Int.* **2011**, *60* (8), 1259–1262.
- (38) Lerch, A.; Käfer, F.; Prévost, S.; Agarwal, S.; Karg, M. Structural Insights into Polymethacrylamide-Based LCST Polymers in Solution: A Small-Angle Neutron Scattering Study. *Macromolecules* **2021**, *54* (16), 7632–7641.
- (39) Tsui, H.-W.; Wang, J.-H.; Hsu, Y.-H.; Chen, L.-J. Study of heat of micellization and phase separation for Pluronic aqueous solutions

by using a high sensitivity differential scanning calorimetry. *Colloid Polym. Sci.* **2010**, *288* (18), 1687–1696.

(40) Dharmaratne, N. U.; Jouaneh, T. M. M.; Kiesewetter, M. K.; Mathers, R. T. Quantitative Measurements of Polymer Hydrophobicity Based on Functional Group Identity and Oligomer Length. *Macromolecules* **2018**, *51* (21), 8461–8468.

(41) Yildirim, E.; Dakshinamoorthy, D.; Peretic, M. J.; Pasquinelli, M. A.; Mathers, R. T. Synthetic Design of Polyester Electrolytes Guided by Hydrophobicity Calculations. *Macromolecules* **2016**, *49* (20), 7868–7876.

(42) Chandler, D. Interfaces and the driving force of hydrophobic assembly. *Nature* **2005**, *437* (7059), 640–647.