

Meta-analysis about the effect of caloric restriction on functionality

Júnior, Paulo Roberto Hernandez; Silva, Manoel Pereira da ; Almeida, Helena Maia; Cavaglieri, Cláudia Regina; Chacon-Mikahil, Mara Patrícia Traina ; Veiga Sardeli, Amanda

License:
Creative Commons: Attribution (CC BY)

Document Version
Publisher's PDF, also known as Version of record

Citation for published version (Harvard):
Júnior, PRH, Silva, MPD, Almeida, HM, Cavaglieri, CR, Chacon-Mikahil, MPT & Veiga Sardeli, A 2021, 'Meta-analysis about the effect of caloric restriction on functionality', *Annals of Sports Medicine and Research*, vol. 8, no. 2, pp. 1180-1185. <<https://www.jscimedcentral.com/SportsMedicine/sportsmedicine-8-1180.pdf>>

[Link to publication on Research at Birmingham portal](#)

General rights

Unless a licence is specified above, all rights (including copyright and moral rights) in this document are retained by the authors and/or the copyright holders. The express permission of the copyright holder must be obtained for any use of this material other than for purposes permitted by law.

- Users may freely distribute the URL that is used to identify this publication.
- Users may download and/or print one copy of the publication from the University of Birmingham research portal for the purpose of private study or non-commercial research.
- User may use extracts from the document in line with the concept of 'fair dealing' under the Copyright, Designs and Patents Act 1988 (?)
- Users may not further distribute the material nor use it for the purposes of commercial gain.

Where a licence is displayed above, please note the terms and conditions of the licence govern your use of this document.

When citing, please reference the published version.

Take down policy

While the University of Birmingham exercises care and attention in making items available there are rare occasions when an item has been uploaded in error or has been deemed to be commercially or otherwise sensitive.

If you believe that this is the case for this document, please contact UBIRA@lists.bham.ac.uk providing details and we will remove access to the work immediately and investigate.

Research Article

Meta-Analysis about the Effect of Caloric Restriction on Functionality

Paulo Roberto Hernandes Júnior¹, Manoel Silva², Helena Maia Almeida^{3,4}, Cláudia Regina Cavaglieri^{3,4}, Mara Patrícia T. Chacon-Mikahil^{3,4}, and Amanda Veiga Sardeli^{3,4*}

¹Faculty of Medicine, University of Vassouras, Brazil

²Laboratory of Electromyography Studies, Department of Sport Science, University of Campinas, Brazil

³Gerontology Program – Faculty of Medical Sciences, UNICAMP, Brazil

⁴Laboratory of Exercise Physiology (FISEX), University of Campinas, Brazil

***Corresponding author**

Amanda Veiga Sardeli, Laboratory of Exercise Physiology (FISEX), Faculty of Physical Education, University of Campinas (UNICAMP), Av. Érico Veríssimo, 701 CEP 13083-851, PO Box 6134, Campinas, Brazil, Tel: 55 19 35216625; Email: amandavsardeli@gmail.com

Submitted: 01 April 2021

Accepted: 20 April 2021

Published: 21 April 2021

ISSN: 2379-0571

Copyright

© 2021 Hernandes Júnior PR, et al.

OPEN ACCESS**Keywords**

• Caloric restriction; Diet; Health, Performance; Physical fitness; Exercise test

Abstract

There is a concern that a reduction in energy intake would impair physical performance and functionality in general. However, caloric restriction (CR), a dietary intervention defined as a reduction in energy intake without nutrient deficiency, is able to improve a number of body functions and, thus, could be also able to improve physical functionality. We ran a systematic review in November 2019 that led to inclusion of 9 studies. 15 subgroups were extracted for two main meta-analysis of CR effects on overall functionality: 1) Non-exercise meta-analysis, in which only CR effects were tested by comparison of CR without exercise (CR-NEX) and no diet without exercise (NEX); and 2) Exercise meta-analysis, in which additional CR effects on exercise interventions were tested by comparison of CR plus exercise training (CR-EX) and exercise training (EX). The CR effects on functionality were more evident when CR was the only intervention (SMD: 0.40 [CI95%: 0.015; 0.65], $p < 0.001$), however, the addition of CR intervention for individuals undergoing exercise cause a small but consistent extra improve on functionality (SMD: 0.12 [CI95%: 0.04; 0.19], $p < 0.001$). Among the components of functionality, CR was significantly effective on Balance, daily life endurance and mobility improvements ($p < 0.05$), but not on agility, daily life strength, flexibility or vitality. Therefore, there is no reason for overweight or obese individuals fear functionality loss with caloric restriction.

ABBREVIATIONS

CR: Caloric Restriction; CR-EX: Caloric Restriction with Exercise Group; CR-NEX: Caloric Restriction not with Exercise Group; EX: Exercise Group

INTRODUCTION

The understanding of the human nutritional needs, in different ages to achieve good health and functionality lead to a concern about the use of restrictive diets for children, adolescents and older adults [1,2]. Importantly, caloric restriction (CR), a dietary intervention defined as a reduction in energy intake without nutrient deficiency is able to improve a number of body functions from model organisms to humans [3]. Thus, contrary of what was initially believed, in humans CR have shown a high potential for improving physical fitness, such as cardiorespiratory fitness [4,5] and muscle strength [6].

However, there is no consensus about the effect of CR on different aspects of functionality, such as balance, daily life strength and endurance, agility, flexibility, mobility or vitality. Furthermore, to understand isolated CR effects on functionality, it is needed to compare CR interventions and control groups not combined to exercise interventions or CR interventions and control groups following the same exercise program. In this way, the aim was to meta-analyze previous controlled trial studies in humans testing isolated CR effects on all aspects of functionality.

MATERIALS AND METHODS

The search on PubMed, Web of Science, Embase, Scopus and Cochrane databases, was conducted on at November 16, 2019. It combined the synonyms for CR, physical fitness and clinical trial terms.

We selected controlled trials (CTs) testing CR interventions, with or without exercise training on overall functionality components, including balance, daily life strength and endurance, agility, flexibility, mobility or vitality assessed by a variety of tests.

Studies with one or both of these two types of comparisons, were included:

- 1) Comparing CR and no exercise (CR-NEX) with no diet and no exercise (control group: NEX), and
- 2) CR plus exercise training (CR-EX) vs. an only exercise training (control group: EX).

We did not restricted date of publication, specific populations, or language; the only study writing in French was translated by a specialist [7].

Non-original studies such as reviews, conference papers, letters and commentaries were excluded. Details of the selection of the studies are described in (Figure 1).

Functionality average, standard deviation (SD), and sample

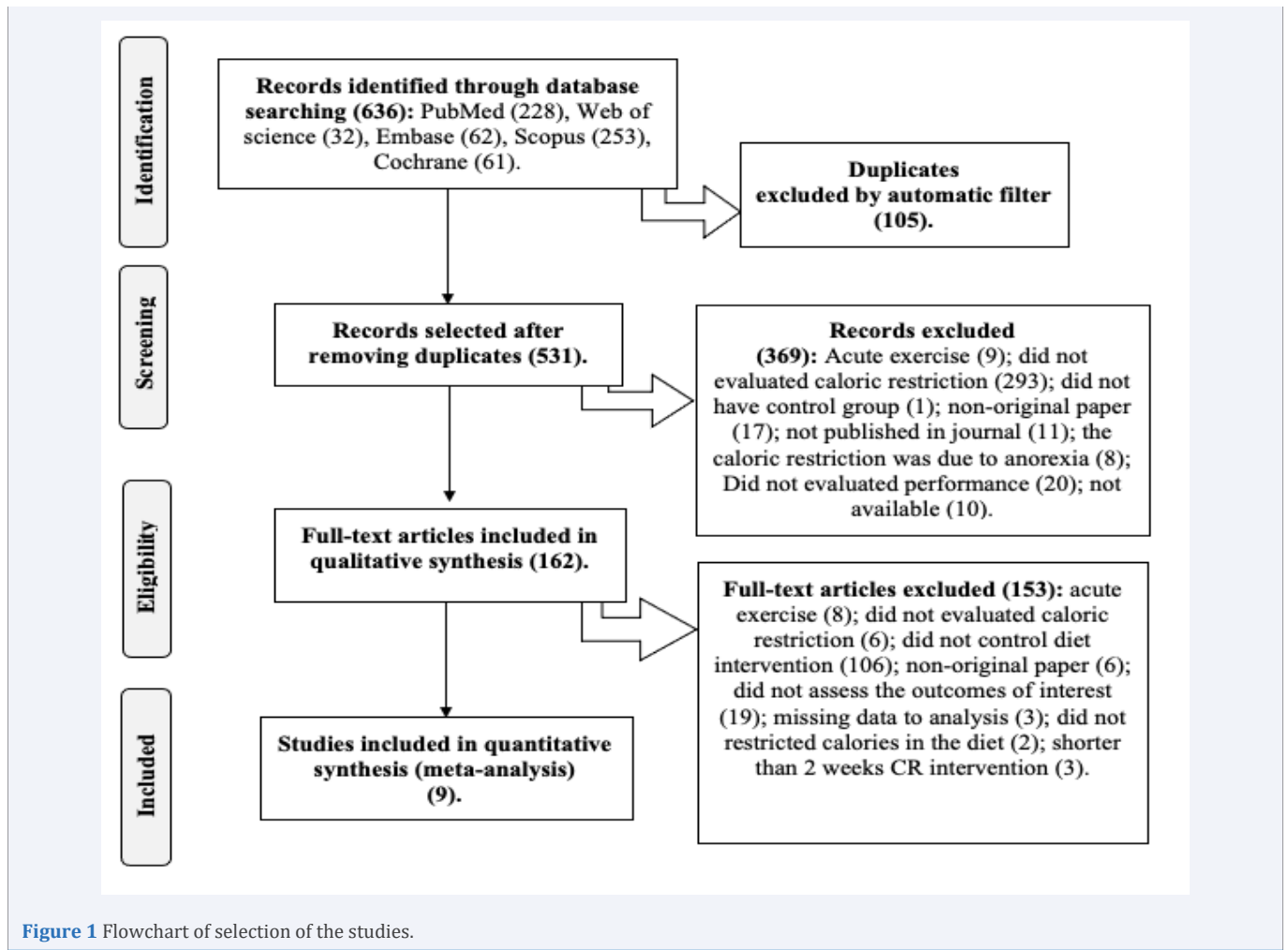


Figure 1 Flowchart of selection of the studies.

size before and after CR and control interventions were extracted for analysis. The components of functionality were also clustered for analysis (balance, daily life strength, daily life endurance, agility, flexibility, mobility and vitality). Furthermore, we shared the studies in two main meta-analysis: the exercise (CR-EX vs. EX) and non-exercise interventions (CR-NEX vs. NEX) (Figure 2A & 2B).

The meta-analyses were performed using the comprehensive meta-analysis software version 3.3.070. Since functionality was assessed in different ways, by different unit measures, we calculated standardized mean difference (SMD) based on the difference between the changes in CR and control groups. Fixed and random effects were used, respectively for non-significant ($p > 0.05$) and significant heterogeneity analyses. The risk of publication bias was assessed by Egger's test ($p = 0.05$). Subgroup analyses were performed to test CR effects within each component of functionality.

RESULTS AND DISCUSSION

From 531 studies found in the highly sensitive search, 9 met the inclusion criteria comprising 15 controlled trials treated as separate studies for analyses. Characteristics of the population and interventions are described in (Table 1). Most studies included overweight and/or obese participants (BMI between

25kg/m² and 30 kg/m²); from both sexes and were non-physically actives. The most studies were carried out in older adults, but a few studies investigate CR effects on children and adolescents. In general CR interventions last from 8 weeks to 3 years, and the magnitude of CR varied from ~250 kcal/day to more than 1000 kcal/day, combining or not with different types of exercise training.

To the authors knowledge this is the first systematic review and meta-analysis to integrate and summarize CR effects on functionality. CR significantly increased functionality in both Exercise and non-Exercise meta-analyses. Within Exercise analysis there was no true heterogeneity ($p = 0.35$), almost null inconsistency ($I^2 = 6.4\%$), and no risk of publication bias according to Egger tests ($p = 0.76$). However, these precise true CR effects on overall functionality were very small (SMD: 0.12 [CI95%: 0.04; 0.19], $p < 0.001$). On the other hand, within Non-exercise meta-analysis there was true heterogeneity ($p = 0.02$), moderate inconsistency ($I^2 = 46.1\%$), and a trend to risk of publication bias according to Egger tests ($p = 0.09$), while the CR effects on overall functionality were medium (SMD: 0.40 [CI95%: 0.015; 0.65], $p < 0.001$) (Table 2).

The higher magnitude of effect observed in non-exercise meta-analysis, might be due to the confounding effects of exercise, since exercise intervention might be a more effective

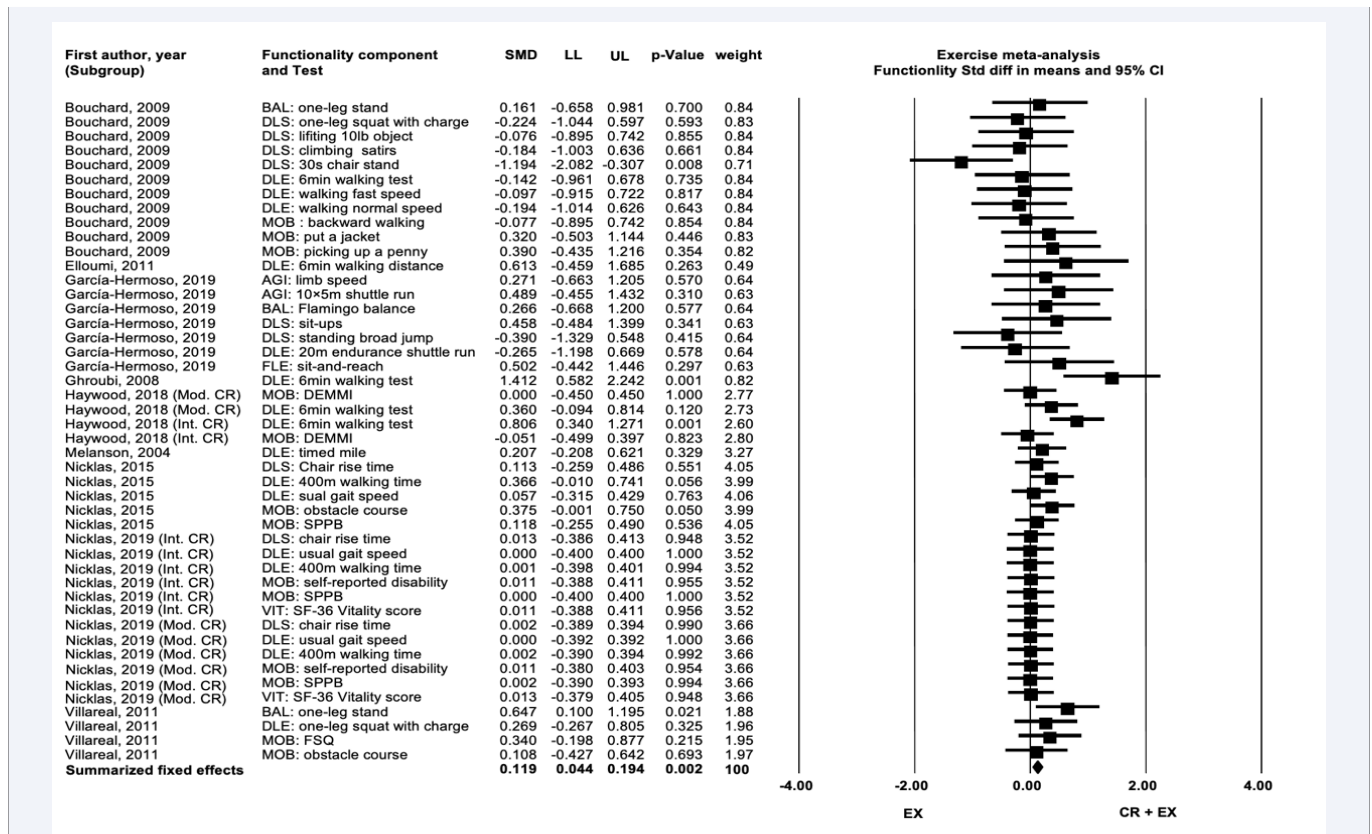


Figure 2a Forest plot of CR effect within the Exercise meta-analysis.

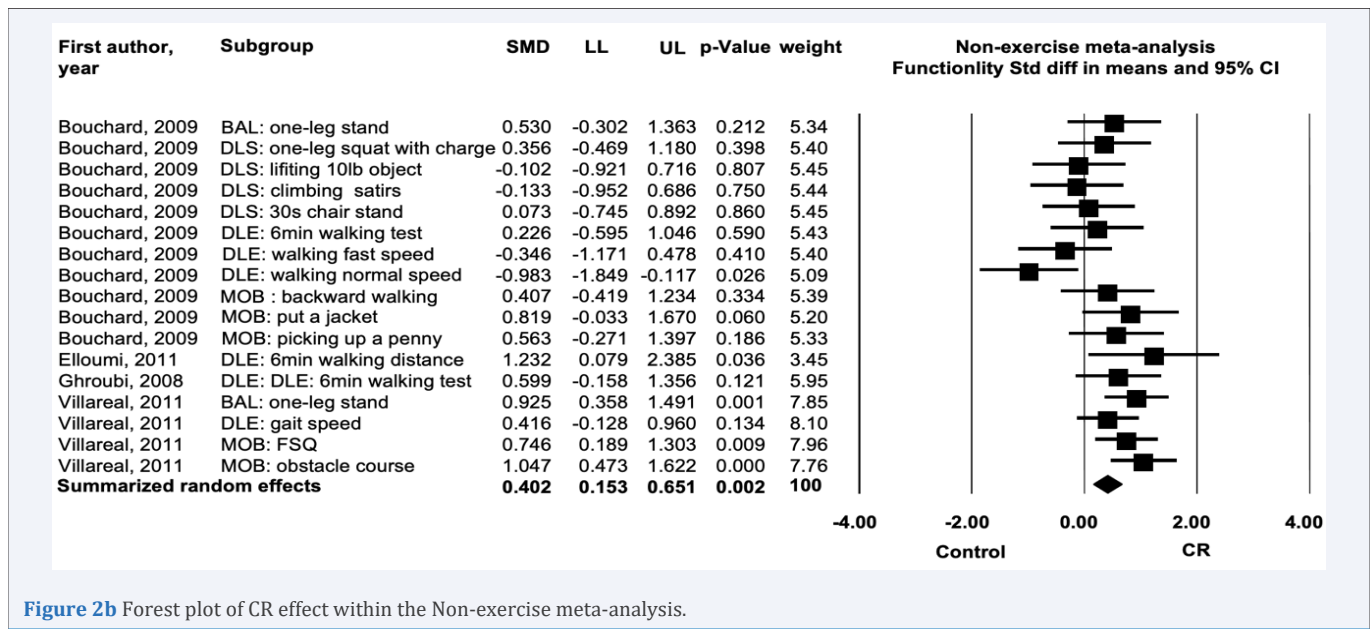


Figure 2b Forest plot of CR effect within the Non-exercise meta-analysis.

type of intervention to increase functionality. In fact, a meta-analysis testing exercise and dietary interventions on health of adults with sarcopenic obesity showed, despite all interventions led to body composition improvements, only exercise led to improvement of gait speed and grip strength [8].

The participants of the included studies underwent substantial weight loss with CR, and despite CR has been shown

to improve health through a different physiological mechanism that could improve functionality, it is likely that the reduced body mass facilitates the improved performance following interventions. Indeed, obesity has been associated with functional decline [9,10] and weight loss has been associated with improve in muscle quality, strength, and general functionality assessed by SF-36's physical functioning and vitality dimensions [11-13].

Table 1: Characteristics of the studies included.

| First Author, Year | Subgroups (n#) | Age (Years Mean ± SD) | Sex | BMI (kg/m ²) | CR or BM Reduction | Duration (Weeks) | Type of training |
|-----------------------------|----------------|-----------------------|------|--------------------------|--|------------------|------------------|
| Bouchard, 2009 | CR+EX (12) | 64.4±4.5 | F | 31.7±2.6 | 0.5 to 1 kg/week | 12 | RT |
| | EX (12) | 62.8±3.7 | | 30.8±2.2 | | | |
| Bouchard, 2009 | CR (12) | 60.7±4.6 | F | 31.9±2.7 | 0.5 to 1 kg/week | 12 | - |
| | Control (12) | 62.5±3.1 | | 32.3±2.4 | | | |
| Elloumi, 2011 | CR+EX (7) | 13.1±1 | M | 30.3±4.5 | -500 kcal/day | 8 | AT |
| | EX (7) | 13.1±1 | | 30.3±4.6 | | | |
| Elloumi, 2011 | CR (6) | 13.3±0.6 | M | 30.3±2.9 | -500 kcal/day | 8 | - |
| | Control (8) | 13.2±0.2 | | 30.2±2.2 | | | |
| García-Hermoso, 2018 | CR+EX (10) | 10.7±0.9 | M | 27.9±3.9 | 1500 kcal/day | 144 | AT |
| | EX (8) | | | 27.7±2.95 | | | |
| Ghroubi, 2008 | CR+EX (15) | 41.41±3.9 | NR | 37.45±3.68 | -25 to 30% of total daily calorie intake | 8 | CT |
| | EX (13) | 39.77±13.1 | | 37.14±5.7 | | | |
| Ghroubi, 2008 | CR (14) | 41.5±11.7 | NR | 38.74±6.15 | -25 to 30% of total daily calorie intake | 8 | - |
| | Control (14) | 42.36±9.8 | | 39.2±3.7 | | | |
| Haywood, 2018 (moderate CR) | CR+EX (40) | 70 years (65 to 85) | both | ≥32 | -500 kcal/day | 12 | CT |
| | EX (36) | | | | | | |
| Haywood, 2018 (Intense CR) | CR+EX (41) | 70 years (65 to 85) | both | ≥32 | -15% of body weight* | 12 | CT |
| | EX (36) | | | | | | |
| Melanson, 2004 | CR+EX (22) | 42.6±6 | both | 31.5±2.8 | -500 kcal/day | 24 | AT |
| | EX (19) | | | | | | |
| Nicklas, 2015 | CR+EX (55) | 69.5±3.7 | both | 30.6±2.3 | -600 kcal/day | 20 | RT |
| | EX (56) | | | | | | |
| Nicklas, 2019 (moderate CR) | CR+EX (58) | 69.2±3.5 | both | 34.7±3.7 | -250 kcal/day | 20 | AT |
| | EX (44) | | | 34.6±3.1 | | | |
| Nicklas, 2019 (intense CR) | CR+EX (53) | 69.2±3.5 | both | 34.4±3.7 | -600 kcal/day | 20 | AT |
| | EX (44) | | | 34.6±3.1 | | | |
| Villareal, 2011 | CR+EX (28) | 70±4 | both | 37.2±5.4 | -500 to 750 kcal/day | 52 | CT |
| | EX (26) | 70±4 | | 36.9±5.4 | | | |
| Villareal, 2011 | CR (26) | 70±4 | both | 37.2±4.5 | -500 to 750 kcal/day | 52 | - |
| | Control (27) | 69±4 | | 37.3±4.7 | | | |

Abbreviations: #: n = participants that completed the entire study; AT: aerobic training; CR+EX: CR plus exercise training group; CR: caloric restriction group without exercise training; CT: combined training (AT plus RT, and in some cases balance and flexibility exercises too); CR+EX vs. EX: CR controlled trial comparisons with exercise in both groups; EX: only exercise training group; F: female; M: male; CR vs. Control: CR controlled trial comparisons without exercise in any group; CONTROL: no diet group; NR: not reported; RT: resistance training; Δ: (change); SMD: standardized mean difference; * Two meals of the day were replaced with Optifast (Nestle Nutrition), and the third meal could be the same Optifast or a small serve of protein plus two cups of non-starchy vegetables with one tablespoon of oil.

Table 2: Effect of CR on functionality: Main analyses and Function Subgroup analyses.

| Non-exercise meta-analysis | | | | | | | | |
|----------------------------|----|--------|-------------|------|-------|------|---------|----------------|
| Subgroup | k | CR (n) | Control (n) | SMD | LL | UL | p-value | I ² |
| Overall functionality | 17 | 245 | 262 | 0.40 | 0.15 | 0.65 | <0.001 | 46.1 |
| Balance | 2 | 37 | 39 | 0.80 | 0.33 | 1.27 | <0.001 | 0 |
| Daily life strength | 4 | 44 | 48 | 0.05 | -0.36 | 0.46 | 0.82 | 0.0 |
| Daily life endurance | 6 | 79 | 85 | 0.17 | -0.37 | 0.70 | 0.54 | 63.2 |
| Mobility | 5 | 85 | 90 | 0.77 | 0.46 | 1.08 | <0.001 | 0 |

| Exercise meta-analysis | | | | | | | | |
|------------------------|----|-------------|--------|-------|-------|------|------------------|----------------|
| Subgroup | k | CR + EX (n) | EX (n) | SMD | LL | UL | p-value | I ² |
| Overall functionality | 46 | 1482 | 1300 | 0.12 | 0.04 | 0.19 | <0.001 | 6.4 |
| Agility | 2 | 20 | 16 | 0.38 | -0.28 | 1.04 | 0.26 | 0 |
| Balance | 3 | 50 | 45 | 0.45 | 0.04 | 0.86 | 0.03 | 0 |
| Daily life strength | 9 | 234 | 204 | -0.04 | -0.23 | 0.14 | 0.64 | 12.9 |
| Daily life endurance | 16 | 552 | 494 | 0.18 | 0.06 | 0.31 | 0.003 | 37.4 |
| Flexibility | 1 | 10 | 8 | 0.50 | -0.44 | 1.45 | 0.30 | 0 |
| Mobility | 13 | 505 | 445 | 0.10 | -0.03 | 0.22 | 0.14 | 0 |
| Vitality | 2 | 111 | 88 | 0.01 | -0.27 | 0.29 | 0.93 | 0 |

Abbreviations: CR (n): sample size of only CR group; Control (n): sample size of no diet and no exercise group; CR+EX (n): sample size of CR with exercise group; EX (n): sample size of only exercise group; k: number of controlled groups; LL: Lower limit; p: p-value of hypothesis test for CR effects; SMD: standardized mean difference; UL: Upper limit. I²: inconsistency between studies. Significant p-values were highlighted in bold (p<0.05).

Furthermore, a previous unpublished meta-analysis of our group showed VO₂ max and muscle strength were only increased by CR when the results were relativized by body weight, while absolute values were maintained the same [14].

In the present study, CR led to strong and moderate improvement in balance in both Non-exercise and Exercise meta-analyses, respectively. Since most of individuals included in this analysis were obese and obese individuals have inadequate postural stability (compared to their lean counterparts) [15], it is plausible to speculate that just a reduction in body weight favors the balance control of these individuals.

Daily life endurance, assessed mainly by short distance walking protocols was improved only in the Exercise meta-analysis. It is possible that body weight reduction would not be easily converted to endurance improvements, unless the individuals often experience the walking protocols, and thus it makes sense that just the Exercise meta-analysis was able to capture its true effects. Nevertheless, the smaller number of trials in non-exercise meta-analysis could hinder a true significant effect considering this subgroup analysis was significantly heterogeneous.

Another reason to explain the CR benefits on functionality would be some stimuli of diet in other healthy habit changes more associated to movement, motivation or exercise per se. However, it is not clear whether CR can really affect other habit changes [16,17].

The lack of improvement in flexibility, agility and vitality with CR in the Exercise meta-analysis, could be due to the limited number of trials analyzed: only 1, 2 and 2, respectively. Unfortunately, there were not enough studies to be analyzed within the Non-exercise meta-analysis for these variables. As seen, these functional improvements might be associated with other functionality improvements, it is likely that our results were due just to a lack of power and future studies should investigate these topics.

There was also no improvement in daily life strength, assessed by different tests such as lifting weights, climbing stairs and stand and sit. The loss of muscle mass following CR in most

studies might explain at least part of the absence of improvement in daily life strength. It is noteworthy that an additional resistance training intervention to CR might prevent CR-induced muscle loss [18], offering additional benefit for overweight/obese individuals.

It is importantly to the outcomes should not extrapolate to athletes and healthy physically active individuals, since the few studies including these populations had too short CR intervention to distinguish acute CR from chronic CR effects. Thus, future studies should investigate the effects of CR interventions on the performance of lean and highly physically active individuals such as athletes. Another limitation of this study was the overlapping of samples within the overall functionality meta-analysis (Exercise and Non-exercise), since different components of functionality were included as separated studies for analysis.

CONCLUSION

We confirmed that caloric restriction led to significant small improvements in functionality. Although the effects of CR on functionality are more evident when CR was the only intervention, such findings should be considered with caution. The addition of the CR intervention to individuals undergoing exercise causes a small but consistent extra improvement in functionality. Among the components of functionality, CR was significantly effective on Balance, daily life endurance and mobility improvements, but not on agility, daily life strength, flexibility or vitality. Therefore, there is no reason for overweight or obese individuals fear functionality loss with caloric restriction.

ACKNOWLEDGEMENTS

The authors thank the contribution of Natalia Salvatierra Lima, Kellen Cristina da Cruz Rodrigues and Guilherme Francisco Peruca.

REFERENCES

1. Smith JW, Holmes ME, McAllister MJ. Nutritional Considerations for Performance in Young Athletes. *J Sports Med.* 2015; 1-13.
2. Walrand S, Guillet C, Salles J, Cano N, Boirie Y. Physiopathological mechanism of sarcopenia. *Clin Geriatr Med.* 2011; 27: 365-385.

3. Fontana L, Partridge L. Promoting health and longevity through diet: From model organisms to humans. *Cell*. 2015; 161: 106–118.
4. Nicklas BJ, Brinkley TE, Houston DK, Lyles MF, Hugenschmidt CE, et al. Effects of Caloric Restriction on Cardiorespiratory Fitness, Fatigue, and Disability Responses to Aerobic Exercise in Older Adults with Obesity: A Randomized Controlled Trial. *J Gerontol A Biol Sci Med Sci*. 2019; 74: 1084-1090.
5. Larson-Meyer DE, Redman L, Heilbronn LK, Martin CK, Ravussin E. Caloric restriction with or without exercise: the fitness versus fatness debate. *Medicine and science in sports and exercise*. 2010; 42: 152–159.
6. Nicklas BJ, Chmelo E, Delbono O, Carr JJ, Lyles MF, et al. Effects of resistance training with and without caloric restriction on physical function and mobility in overweight and obese older adults: a randomized controlled trial. *Am J Clin Nutr*. 2015; 101: 991–999.
7. Ghroubi S, Elleuch H, Kaffel N, Echikh T, Abid M, et al. [Contribution of exercise and diet in the management of knee osteoarthritis in the obese]. *Ann Readapt Med Phys*. 2008; 51: 663–670.
8. Hsu KJ, Liao C De, Tsai MW, Chen CN. Effects of exercise and nutritional intervention on body composition, metabolic health, and physical performance in adults with sarcopenic obesity: A meta-analysis *Nutrients*. 2019; 11: 2163.
9. Apovian CM, Frey CM, Wood GC, Rogers JZ, Still CD, Jensen GL. Body mass index and physical function in older women. *Obes Res*. 2002; 10(8):740–747.
10. Hubbard RE, Lang IA, Llewellyn DJ, Rockwood K. Frailty, body mass index, and abdominal obesity in older people. *J Gerontol A Biol Sci Med Sci*. 2010; 65(4): 377–381.
11. Fine JT, Colditz GA, Coakley EH, Moseley G, Manson JAE, et al. A prospective study of weight change and health-related quality of life in women. *JAMA*. 1999; 282(22): 2136-2142.
12. Jensen GL, Roy M-A, Buchanan AE, Berg MB. Weight Loss Intervention for Obese Older Women: Improvements in Performance and Function. *Obes Res*. 2004; 12: 1814-1820.
13. Wang X, Miller GD, Messier SP, Nicklas BJ. Knee strength maintained despite loss of lean body mass during weight loss in older obese adults with knee osteoarthritis. *J Gerontol A Biol Sci Med Sci*. 2007; 62: 866-871.
14. Silva M, Rodrigues KC, Peruca GF, Lima NS, Sardeli A V. Caloric restriction benefits on cardiorespiratory fitness and muscle strength with and without exercise training in humans: a systematic review and meta-analysis. 2021.
15. Maffiuletti NA, Agosti F, Proietti M, Riva D, Resnik M, et al. Postural instability of extremely obese individuals improves after a body weight reduction program entailing specific balance training. *J Endocrinol Invest*. 2005; 28: 2-7.
16. Davis JN, Tung A, Chak SS, Ventura EE, Byrd-Williams CE, et al. Aerobic and strength training reduces adiposity in overweight latina adolescents. *Med Sci Sports Exerc*. 2009; 41: 1494-1503.
17. Racette SB, Rochon J, Uhrich ML, Villareal DT, DAS SK, et al. Effects of Two Years of Calorie Restriction on Aerobic Capacity and Muscle Strength. *Med Sci Sports Exerc*. 2017; 49: 2240-2249.
18. Sardeli A V, Komatsu TR, Mori MA, Gáspari AF, Chacon-Mikahil MPT. Resistance Training Prevents Muscle Loss Induced by Caloric Restriction in Obese Elderly Individuals: A Systematic Review and Meta-Analysis. *Nutrients*. 2018; 10: 423.

Cite this article

Hernandes Júnior PR, Silva M, Almeida HM, Cavaglieri CR, Chacon-Mikahil MPT, et al. (2021) Meta-Analysis about the Effect of Caloric Restriction on Functionality. *Ann Sports Med Res* 8(2): 1180.