

## REACT study protocol

Smith, Alicia Joanne; Moreno-López, Laura; Davidson, Eugenia; Dauvermann, Maria; Orellana, Sofia; Sonesson, Emma; Ioannidis, Konstantinos; Kaser, Muzaffer; Van Harmelen, Anne Laura

DOI:

[10.1136/bmjopen-2020-042824](https://doi.org/10.1136/bmjopen-2020-042824)

License:

Creative Commons: Attribution (CC BY)

### *Document Version*

Publisher's PDF, also known as Version of record

### *Citation for published version (Harvard):*

Smith, AJ, Moreno-López, L, Davidson, E, Dauvermann, M, Orellana, S, Sonesson, E, Ioannidis, K, Kaser, M & Van Harmelen, AL 2021, 'REACT study protocol: resilience after the COVID-19 threat (REACT) in adolescents', *BMJ open*, vol. 11, no. 1, e042824. <https://doi.org/10.1136/bmjopen-2020-042824>

[Link to publication on Research at Birmingham portal](#)

### **General rights**

Unless a licence is specified above, all rights (including copyright and moral rights) in this document are retained by the authors and/or the copyright holders. The express permission of the copyright holder must be obtained for any use of this material other than for purposes permitted by law.

- Users may freely distribute the URL that is used to identify this publication.
- Users may download and/or print one copy of the publication from the University of Birmingham research portal for the purpose of private study or non-commercial research.
- User may use extracts from the document in line with the concept of 'fair dealing' under the Copyright, Designs and Patents Act 1988 (?)
- Users may not further distribute the material nor use it for the purposes of commercial gain.

Where a licence is displayed above, please note the terms and conditions of the licence govern your use of this document.




When citing, please reference the published version.

### **Take down policy**

While the University of Birmingham exercises care and attention in making items available there are rare occasions when an item has been uploaded in error or has been deemed to be commercially or otherwise sensitive.

If you believe that this is the case for this document, please contact [UBIRA@lists.bham.ac.uk](mailto:UBIRA@lists.bham.ac.uk) providing details and we will remove access to the work immediately and investigate.

# BMJ Open REACT study protocol: resilience after the COVID-19 threat (REACT) in adolescents

Alicia Joanne Smith <sup>1,2</sup>, Laura Moreno-López <sup>1</sup>, Eugenia Davidson,<sup>1,3</sup> Maria Dauvermann <sup>1,4</sup>, Sofia Orellana,<sup>1</sup> Emma Soneson,<sup>1</sup> Konstantinos Ioannidis,<sup>1,5</sup> Muzaffer Kaser,<sup>1,5</sup> Anne-Laura van Harmelen<sup>1,6</sup>

**To cite:** Smith AJ, Moreno-López L, Davidson E, *et al.* REACT study protocol: resilience after the COVID-19 threat (REACT) in adolescents. *BMJ Open* 2021;**11**:e042824. doi:10.1136/bmjopen-2020-042824

► Prepublication history for this paper is available online. To view these files, please visit the journal online (<http://dx.doi.org/10.1136/bmjopen-2020-042824>).

Received 16 July 2020  
Revised 22 October 2020  
Accepted 14 December 2020



© Author(s) (or their employer(s)) 2021. Re-use permitted under CC BY. Published by BMJ.

<sup>1</sup>Department of Psychiatry, University of Cambridge, Cambridge, UK

<sup>2</sup>MRC Cognition and Brain Sciences Unit, University of Cambridge, Cambridge, UK

<sup>3</sup>College of Medicine and Health, University of Exeter, Exeter, UK

<sup>4</sup>McGovern Institute for Brain Research, Massachusetts Institute of Technology, Cambridge, Massachusetts, USA

<sup>5</sup>Cambridgeshire and Peterborough NHS Foundation Trust, Cambridge, UK

<sup>6</sup>Education and Child Studies, Leiden University, Leiden, Netherlands

## Correspondence to

Ms Alicia Joanne Smith;  
alicia.smith@mrc-cbu.cam.ac.uk

## ABSTRACT

**Introduction** COVID-19-related social isolation and stress may have significant mental health effects, including post-traumatic stress, anxiety and depression. These factors are thought to disproportionately affect populations at risk of psychopathology, such as adolescents with a history of childhood adversity (CA). Therefore, examining which factors may buffer the impact of COVID-19-related stress and isolation in vulnerable adolescents is critical. The Resilience After the COVID-19 Threat (REACT) study assesses whether emotion regulation capacity, inflammation and neuroimmune responses to stress induced in the laboratory prior to the pandemic predict responses to COVID-19-related social isolation and stress in adolescents with CA. We aim to elucidate the mechanisms that enable vulnerable adolescents to maintain or regain good mental health when confronted with COVID-19.

**Methods and analysis** We recruited 79 adolescents aged 16–26 with CA experiences from the Resilience After Individual Stress Exposure study in which we assessed emotion regulation, neural and immune stress responses to an acute stress task. Our sample completed questionnaires at the start of the UK lockdown ('baseline'; April 2020) and three (July 2020) and 6 months later (October 2020) providing crucial longitudinal information across phases of the pandemic progression and government response. The questionnaires assess (1) mental health, (2) number and severity of life events, (3) physical health, (4) stress perception and (5) loneliness and friendship support. We will use multilevel modelling to examine whether individual differences at baseline are associated with responses to COVID-19-related social isolation and stress.

**Ethics and dissemination** This study has been approved by the Cambridge Psychology Research Ethics Committee (PRE.2020.037). Results of the REACT study will be disseminated in publications in scientific peer-reviewed journals, presentations at scientific conferences and meetings, publications and presentations for the general public, and through social media.

## INTRODUCTION

The recent outbreak of a severe acute respiratory syndrome caused by COVID-19 originating in China has escalated globally.<sup>1</sup>

## Strengths and limitations of this study

- Using an integrated biopsychosocial design, we will be able to examine the relations and inter-relations of emotion regulation, neural and immune responses in predicting health and well-being across the trajectory of the COVID-19 lockdown.
- Due to the prospective design, we will be able to examine intraindividual changes in well-being and stress perceptions across the COVID-19 pandemic.
- Due to deep neuroimmune phenotyping prior to COVID-19, we will be able to examine whether individual differences in neuroimmune factors predict well-being and stress perception in response to COVID-19.
- This study relies on retrospective self-report of childhood adversity which may be subject to biased recall.
- Due to the ongoing nature of the pandemic and fluctuations in lockdown restrictions, it may not be possible for us to gauge full recovery from the stress of the pandemic using our current timeline of assessments. For this reason, a fourth wave will be added at a later stage, dependent on funding availability.

Governments have imposed nationwide measures of disease containment and urged their citizens to practice social distancing and isolation. As a consequence, millions of people worldwide are currently experiencing unprecedented periods of social isolation and COVID-related stress<sup>2</sup>, likely to result in increased rates of depression, acute and post-traumatic stress and clinical anxiety, especially in already vulnerable populations<sup>3,4</sup> and in demographically mediated ways.<sup>5</sup>

Negative impact of the current pandemic is thought to disproportionately affect populations already at risk for psychopathology, such as youth with a history of childhood adversity (CA).<sup>3,6</sup> CA, comprising emotional, sexual and/or physical abuse, emotional and/or physical neglect, marital distress/conflict, parental mental health problems and/or



parental alcohol dependence, violence and/or aggressive behaviour prior to the age of 16, is one of the strongest predictors of poor mental health and well-being in adulthood.<sup>7-9</sup>

Despite evidence of the detrimental effects of CA on mental health, a significant proportion of individuals show little or no long-term negative sequelae; they display ‘resilience’.<sup>10</sup> Currently, our understanding of resilience has been mostly limited to studying outcome after individual-level trauma or commonly experienced catastrophes such as terror attacks or natural disasters. So far, studies examining resilience have either focused on (1) a trait like capacity that precedes adversity, (2) a dynamic process that unfolds during and after adversity or (3) an outcome following adversity. Our recent resilience framework<sup>10</sup> combines these viewpoints and describes that resilience is the dynamic process of positive adaptation to stress, which is aided by resilience factors (traits and states; eg, genetic factors, hormonal levels, brain anatomy, social support), and can be measured in the aftermath of stress in the form of resilient functioning. Resilience in the context of CA, where the stressor has already taken place in childhood, can be assessed through the examination of resilient functioning. This refers to functioning across a range of relevant domains (thoughts, feelings, mood, behaviour, academic ability) that is better than others with similar experiences. A detailed account of this quantification of resilient functioning, and the benefits and drawbacks of this method can be found in Ioannidis *et al.*<sup>11</sup>

The psychological impact of the current pandemic on the general public and modifiable resilience factors that may explain the individual differences in young people’s responses have been identified. In China, a cross-sectional study of young people aged 14–35 found that 40.4% of the sample reported having psychological problems and 14.4% presented post-traumatic stress disorder symptoms 2 weeks after the outbreak of COVID-19.<sup>12</sup> A recent study by Li *et al.*<sup>13</sup> on 4607 Chinese citizens aged 16 years and over suggested that individuals’ cognitive appraisals and perceived severity of the COVID-19 threat was predictive of negative emotional and behavioural responses. Similarly, data from Europe has revealed a positive association between resilience to stress exposure during the COVID-19 lockdown and positive appraisal style in a sample of N=5000 adults.<sup>14</sup> In a large UK sample, personality traits of compassion, conscientiousness, perfectionism and extravertedness were associated with experiencing a more positive global (psychosocio-economic) impact of the COVID-19 pandemic.<sup>5</sup> In sum, emotion regulation is thought to be a critical resilience factor.<sup>15</sup>

It has been reported that adversity experienced in childhood has potential detrimental effects on emotion regulation capacity and stress regulation through internal biological processes, such as altered inflammatory processes (i.e., changes in circulating lymphocyte count and proinflammatory markers) and neurobiological mechanisms (i.e., increased central executive response

and lower salience network activity).<sup>16-20</sup> During exposure to stress, the body releases proinflammatory markers including high sensitivity C reactive protein (hs-CRP) and cytokines, including interleukin (IL)-1 $\beta$ , IL-6 and tumour necrosis factor (TNF)- $\alpha$ .<sup>21</sup> These cytokines play a key role in acute stress reactivity by activating the hypothalamic–pituitary–adrenal (HPA) axis to release glucocorticoids such as cortisol.<sup>22</sup> In turn, cortisol suppresses the release of cytokines, playing an important anti-inflammatory role in acute stress recovery. While the priming on the immune system following acute stress likely represents an adaptive response, research suggests that acute stress causes an upregulation of inflammatory mediators in circulation and in the amygdala, and a decrease in inflammatory mediators in the medial prefrontal cortex (mPFC)<sup>23</sup>—regions involved in executive functioning and emotion regulation.<sup>24 25</sup> The elevated release of proinflammatory markers in response to a chronic stressor, such as CA, has been associated with both structural and functional alterations in these brain regions.<sup>26</sup> Furthermore, reduced volumes of the amygdala and the mPFC, as well as increased/decreased activation of these regions during executive and affective control tasks may in turn confer vulnerability to mood disorders such as depression and/or anxiety.<sup>27-29</sup>

Research is required to understand how interrelated resilience factors, ranging from ‘bottom-up’ polygenetic influences to ‘top-down’ social environmental factors, can facilitate resilient functioning to new stress, such as COVID-19, after CA. The HPA axis, controlling stress reactions and immune functioning, is one system that inextricably intertwines with brain structure and function and may be linked to vulnerable or resilient responses to COVID-19. In the context of CA, cortisol responses to awakening and acute stress response differ for patients with and without psychopathology.<sup>30</sup> Results of a recent meta-analysis revealed that in a healthy population, CA was associated with increased cortisol awakening response and lower baseline cortisol response.<sup>31</sup> In the ongoing Resilience After Individual Stress Exposure (RAISE) study, we investigated how the HPA axis and immune system interrelate with brain structure and function, and social environment to facilitate resilient functioning by measuring emotion regulation capacity and stress responses to a well-validated functional MRI task, the Montreal imaging stress task,<sup>32</sup> in individuals with CA. In the current study, we have the unique opportunity to leverage the RAISE data to investigate how individual differences in emotion regulation and stress responses to previous laboratory-based stressors predicts individual differences in response to COVID-19 stress and isolation. By assessing individuals’ responses before, during and after a universally experienced stressor, the Resilience After the COVID-19 Threat (REACT) study will enable us to integrate and examine social, psychological and biological resilience factors across the trajectory and to predict resilience during stress and/or resilient functioning outcomes.

## OBJECTIVES AND HYPOTHESIS

The aim of this study is to examine whether and how social support, emotion regulation capacity, baseline inflammation, and/or neuroimmune responses to laboratory-induced acute stress in adolescents predicts: (1) perceived stress, (2) emotional processing, (3) social behaviour, (4) general mental health and (5) physical health across the trajectory of the COVID-19 restrictions and restructuring.

We hypothesise that social support, resilient emotion regulation and/or stress responses to previous laboratory-based stressors (both in the brain (ie, increased central executive response and lower salience network activity) and in the periphery (ie, lower levels of cortisol, IL-1 $\beta$ , IL-6, TNF- $\alpha$  and hs-CRP)) will be associated with greater resilient functioning as well as better mental and physical health and well-being (lower perceived stress, lower loneliness and increased perception of peer support) across the trajectory of the COVID-19 pandemic.<sup>11 19 29 33–36</sup>

## METHODS AND ANALYSIS

### Study design

All participants have provided written informed consent to complete a set of eleven questionnaires at three time points: at baseline (April 2020), 3 months (July 2020) and 6 months (October 2020) thereafter. By distributing baseline questionnaires in April, a few weeks after the initial lockdown restrictions in the UK were imposed, the social restrictions serve as a timeline for us to measure the wider impact of the pandemic on society. Questionnaires sent at 3 and 6 months thereafter will measure responses as these restrictions are gradually eased. Beyond government measures, the COVID-19 pandemic has a pervasive impact on people's lives due to a substantial and reactive restructuring of society on multiple levels of ecology. The follow-up questionnaires will provide crucial longitudinal measurements, in the context of the impending socio-ecological change, following the phases of the pandemic progression and government response.

### Patient and public involvement

Patient and public involvement was conducted prior to the RAISE study and feedback from the panel was used to improve the quality, relevance and impact of the REACT study. A group of three adolescents participated in the lived experience advisory group to assess our project and the materials we used for recruitment, such as the participant information sheet and consent forms. As a result of this feedback, we made the following changes: (1) we have included a risk protocol in the case that a participant becomes distressed during the completion of the questionnaires (2) within the questionnaires, we have added an evaluation of self-harm and suicidality (3) we have increased the payment for the completion of the study to account for the time burden of the questionnaires, and (4) we have modified the participant information sheet in accordance with their suggestions.

## Participants and recruitment

Participants were recruited from the ongoing RAISE study carried out in the Department of Psychiatry at the University of Cambridge, which involves the completion of an online assessment to assess psychological functioning, emotion regulation capacity and early life experiences as well as an in-unit assessment at Addenbrooke's Hospital to assess neural and immune responses to laboratory-induced acute stress. We contacted 92 individuals from the RAISE Study, of which 79 participants expressed an interest in taking part in REACT and received the first set of questionnaires in April 2020.

Inclusion criteria for the RAISE study were: aged 16–26 years inclusive, able and willing to give informed consent, able to speak, write and understand English, body mass index (BMI) between 18.5 and 29.9 kg/m<sup>2</sup>, experienced CA (emotional, sexual and/or physical abuse, emotional and/or physical neglect, marital distress/conflict, parental mental health problems and/or parental alcohol dependence, violence and/or aggressive behaviour before the age of 16). Exclusion criteria for the RAISE study were: alcohol or substance use disorder within the past 6 months, current disorders likely to compromise the interpretation of the data (eg, immunological disorders, cardiovascular disorders, endocrine and autoimmune disorders, malignancies or infections or any other condition to be determined by the principal investigator or delegate), current medication likely to compromise the interpretation of immunological data (including, but not limited to, corticosteroids or any other substance to be determined by the principal investigator or delegate).

Participants for the RAISE study were recruited in Cambridge, UK, through advertisements in the general community (e.g., posters in hospitals, colleges, coffee shops) and on social media platforms (e.g., Facebook and Twitter advertisements). We also recruited from an existing database of participants who had previously taken part in the NeuroScience in Psychiatry Network (N=2389) and had consented to being contacted for future studies.

### Study procedure

All RAISE study participants who consented to being recontacted for future studies were approached via email and provided with the participant information sheet. All interested participants were asked to complete online assessments at three time points and were encouraged to contact the study team with any questions that they had.

Participants who expressed interest in taking part received an email with the secure links and instructions to complete the first online consent form and set of questionnaires. The links to the baseline questionnaires were sent at the beginning of April. The same questionnaires and computer tasks were sent 3 and 6 months thereafter to follow-up any changes experienced by the participant.

All three assessments (baseline (April 2020), 3 months (July 2020) and 6 months follow-ups (October 2020)) include the following self-report questionnaires:





Life-Events Questionnaire (LEQ):<sup>37</sup> Number and severity of negative events experienced was assessed with the LEQ. Participants rated 13 major life events which may have occurred during the preceding 18-month period including changes in school, illness, moving house, deaths and friendship difficulties. If affected by the event, respondents were asked to detail what happened and rate it on a scale of 1='very pleasant/happy' to 5='very unpleasant/sad/painful'. A higher score indicates a greater number of adverse life events experienced in the 18 months prior to the assessment.

Physical Health Questionnaire:<sup>38</sup> Physical health was assessed using a 14-item questionnaire that covers four areas of general physical health and areas that are often affected by stress (both acute and chronic), such as gastrointestinal problems, headaches, sleep disturbances and respiratory illness. Higher scores indicates greater somatic health.

The Mood and Feelings Questionnaire (MFQ):<sup>39</sup> The MFQ is a 33-item instrument that was developed to assess mental health and well-being from 2 weeks prior and up to the date of the assessment. The MFQ has shown prognostic validity in both clinical and non-clinical samples.<sup>40 41</sup> Higher sum scores indicate higher levels of depressive symptoms.

The Revised Children's Manifest Anxiety Scale (RCMAS):<sup>42</sup> The RCMAS is a 37-item instrument that assesses physiological anxiety, worry/oversensitivity, social concerns/concentration and total anxiety score. A high score indicates higher levels of anxiety.

Warwick-Edinburgh Mental Well-being Scale (WEMWBS):<sup>43</sup> The WEMWBS assesses responses to 14 positively worded statements to quantify mental well-being in the general population. Each item is graded by the respondent from 'none of the time' to 'all of the time'. Higher scores indicate greater well-being.

Strengths and Difficulties Questionnaire (SDQ) YRI:<sup>44</sup> The SDQ is a 25-item self-report measure, which is divided into five subscales. Four of the subscales measure difficulties and one subscale measures strengths, a prosocial behaviour. The difficulties subscales assess emotional symptoms (internalising symptoms), conduct problems, hyperactivity/inattention and peer relationship problems. The measure has been shown to have good psychometric properties in the age group that will be recruited for the current study (Cronbach's  $\alpha$  of 0.80), as well as good sensitivity, specificity and prospective utility. The total difficulties score is calculated by summing the scores of the four difficulties subscales. A high score indicates higher risk of clinically significant problems and can be used to identify likely cases of mental health problems. Conversely, a low score on the prosocial behaviour subscale indicates higher risk of clinically significant problems.

Cambridge Friendship Questionnaire (CFQ): The CFQ is an 8-item questionnaire that assesses the quality and number of friendships. The CFQ has good measurement invariance and external validity, and has demonstrated

ecological validity across two samples.<sup>45 46</sup> Higher scores indicate better perceived overall quality of friendships.

Social isolation will be assessed using the Perceived Stress Scale (PSS) and the Revised University of California, Los Angeles Loneliness Scale (R-UCLA):

PSS:<sup>47</sup> The PSS is the most widely used psychological instrument for measuring the perception of stress. It is a 10-item measure used to assess the degree to which situations in one's life are appraised as stressful. Items are designed to assess how unpredictable, uncontrollable, and overloaded respondents find their lives. The scale also includes several direct queries about current levels of experienced stress. A higher sum score indicates higher perceived stress.

R-UCLA:<sup>48</sup> The R-UCLA is a 20-item scale designed to measure subjective feelings of loneliness and social isolation. Participants rate each item on a scale from 1 (never) to 4 (often). Higher scores indicate a greater degree of loneliness.

COVID-19-related stress will be recorded using the COVID-19 Adolescent Symptom & Psychological Experience Questionnaire (CASPE):

CASPE:<sup>49</sup> Emotional, cognitive and social experiences related to COVID-19 will be addressed using the CASPE. The CASPE forms part of the research tracker and facilitator for Assessment of COVID-19 Experiences for Adolescents developed by scientists at the University of Oregon (<https://doi.org/10.17605/OSF.IO/PY7VG>). The CASPE has a total of 38 items distributed in four major categories: (1) experience related to COVID-19 and symptoms, (2) emotional experience, (3) cognitive experience and (4) social experience.

### Phenotyping

Up to 30 mL of blood was obtained from each participant during the in-unit assessment for the RAISE Study. Measurements of cortisol, blood cytokines and immune cells in response to acute stress will be analysed using partial least squares to determine whether or not resilient adolescents can be distinguished based on immune patterns. By deep neuroimmunophenotyping, we will be able to examine whether individual differences in neuro-immune factors predict well-being and stress perception in response to COVID-19.

### Statistical analysis plan

Responses during and after COVID-19 will be assessed using growth modelling analyses, a statistical technique implemented within a structural equation modelling framework, which allows for the estimation of subject-specific trajectories of change across time for a given set of variables of interest.<sup>50 51</sup> Specifically, implementing growth modelling analyses, we will assess whether individual differences in emotion regulation capacity and/or neural and immune responses to stress in the laboratory at baseline are predictive of individual health and well-being at baseline (intercepts) or trajectories of change before, during and after COVID-19 (slopes). Particularly,

we will estimate intercepts and slopes for mental and physical health and well-being, perceived stress, loneliness and friendship support. In these models, we will add differences in social distancing behaviours and negative life events experienced as covariates, in addition to age, sex and BMI. We will then input these parameters in regression analyses in order to determine whether they are associated with individual differences in emotion regulation capacity and/or neural and immune responses to stress in the laboratory. The analysis of emotion regulation capacity, and/or neural and immune responses to stress in the laboratory at baseline in the RAISE study have been explained in detail in the RAISE study protocol.<sup>52</sup> In short, principle component analyses will be used to derive a factor score for endocrine and inflammatory markers at the different time points (before and after the exposition to a stress task) and imaging data will be analysed using well-established methods for quantification of structural and functional parameters.

### ETHICS AND RISKS

The study has been approved by the Cambridge Psychology Research Ethics Committee (PRE.2020.037). Ethical guidelines will be adhered to throughout the study, including any necessary amendment requests. No restrictions have been placed on the publication of the data and results will be shared with study participants.

All individuals have received the participant information sheet and provided informed consent prior to participation. Some individuals may find the questionnaires (e.g., MFQ) distressing. We ensured that all participants were aware that their participation was voluntary and should they wish to withdraw at any time they would receive a list of local mental health resources and still receive compensation for their time. Participants received £30 compensation for their time for each phase, or £3 for each questionnaire if they chose to withdraw before completion of the study.

Self-injury and suicidality was assessed in the MFQ and disclosure of such was automatically flagged to the research team. The psychiatrists affiliated with the study reviewed participant responses to ascertain imminent risk of self-injury or other risks to the participant. If such risk was identified, then a follow-up conversation took place to further ascertain the participant's well-being. If the participant appeared at high risk, they were advised to call the first response service (111 option 2) or attend their local Accident and Emergency department. If the risk was moderate, they were advised to contact their general practitioner for support.

All data was anonymised and collected in Research Electronic Data Capture (REDCap) and linked with a unique ID number to personally identifiable information stored in a secure, password encrypted database. Only REACT study team members have access to the database and follow procedures in accordance with the UK Data Protection Act 2018.

### DISSEMINATION

The results of the REACT study will be disseminated through (1) publications in scientific peer reviewed journals, (2) presentations on relevant scientific conferences and meetings, (3) publications and presentations for the general public and (4) through social media.

1. Publications in scientific peer-reviewed journals: Given the importance of this research subject we expect to disseminate the results through publications in high impact journals such as *Lancet Psychiatry*, *JAMA Psychiatry*, *Molecular Psychiatry*, *Biological Psychiatry* and *E-life*.
2. Presentations on relevant scientific conferences and meetings: The team will present the results of the study in the form of symposia at conferences and scientific meetings across the world. Anticipated conferences of interest are the Society of Biological Psychiatry conference, Flux, Society for Neuroscience and the Organisation for Human Brain Mapping meeting.
3. Publications and presentations for the general public: The team is passionate about public engagement. Our team have written many publications for the general public and organised the conference 'No nurture, No Chance; Resilience after trauma', which was sold out to 150 members from the general public. In addition, both Cambridge (and nearby London) offer many opportunities for scientific outreach such as the Cambridge Science Festival, Pint of Science (Cambridge) and the London Science Festival.
4. Social media presence: The team has excellent experience with media engagement. Our team is active on social media (twitter), and frequently uses twitter to promote research. Furthermore, the team has excellent lines with established media to promote research. For instance, our team have given many interviews in the traditional media as well as with the 'naked scientist' podcast, and our work has been featured in the *Guardian*, in blogs and in podcasts.

### CURRENT STATUS

As of October 2020, 79 participants from the RAISE study expressed an interest in taking part in REACT, and completed the baseline questionnaires. From this sample, 77 participants completed the second phase of questionnaires. We anticipate that extra follow-up assessments will be necessary due to the ongoing nature of the pandemic and fluctuations in lockdown restrictions.

### DISCUSSION

As a result of the public health emergency from COVID-19, individuals around the world are experiencing prolonged periods of social isolation and stress. This study will examine how baseline neuro-immune responses and emotion regulation capacity to acute stress in adolescents with CA impact mental health outcomes, emotional processing, social behaviour, physical health

and perceived stress during and after this universal stressor, with the unique approach of leveraging data collected prior to its onset. We hypothesise that during acute stress in the laboratory, increased emotion regulation through increased central executive response and lower salience activity, and reduced baseline cortisol and cytokine levels, either through blunted responsivity or improved down regulation following stress, will be associated with greater mental and physical resilience and lower perceived stress in response to, and during, the societal changes associated with COVID-19. Using an integrative framework, we will examine social, psychological and biological resilience factors across the trajectory of the COVID-19 lockdown. This study aims to characterise the neurobiological mechanisms that contribute to adolescent resilient functioning. We hope that our study will provide important insights for intervention studies, for instance the development of strategies encompassing psychological, cognitive behavioural, somatic or psychopharmacological therapies. Furthermore, our findings may inform the development of current or novel interventions to increase resilience by preventing the development of mental health disorders after adversity.

**Twitter** Alicia Joanne Smith @AliciaJ\_Smith and Anne-Laura van Harmelen @drannelaura

**Contributors** AJS assisted with study design, data collection and drafted and revised the protocol manuscript. LM-L conceptualised and co-designed the study, oversaw data collection and revised the manuscript. ED, MD, SO and ES assisted with study design and were instrumental to the setup and/or data collection for the study. KI and MK assisted with study design. A-LvH conceptualised and codesigned the study, obtained financial support, oversaw all study procedures and reviewed and revised the manuscript. All authors approved the final manuscript and agree to be accountable for all aspects of the work presented.

**Funding** The REACT study is funded by two grants from the Royal Society to A-LvH (RGF\EA\180029 and RGR\1\180064). This work was further supported by a Royal Society Dorothy Hodgkin fellowship for A-LvH (DH150176), a Wolfe Health fellowship for LM-L, and a Gates Cambridge Scholarship (OPP1144) for ES.

**Competing interests** None declared.

**Patient and public involvement** Patients and/or the public were involved in the design, or conduct, or reporting, or dissemination plans of this research. Refer to the Methods section for further details.

**Patient consent for publication** Not required.

**Provenance and peer review** Not commissioned; externally peer reviewed.

**Open access** This is an open access article distributed in accordance with the Creative Commons Attribution 4.0 Unported (CC BY 4.0) license, which permits others to copy, redistribute, remix, transform and build upon this work for any purpose, provided the original work is properly cited, a link to the licence is given, and indication of whether changes were made. See: <https://creativecommons.org/licenses/by/4.0/>.

#### ORCID iDs

Alicia Joanne Smith <http://orcid.org/0000-0003-2808-3306>

Laura Moreno-López <http://orcid.org/0000-0003-3687-7237>

Maria Dauvermann <http://orcid.org/0000-0002-2873-8512>

#### REFERENCES

- Bao Y, Sun Y, Meng S, *et al.* 2019-nCoV epidemic: address mental health care to empower Society. *Lancet* 2020;395:e37–8.
- Cao W, Fang Z, Hou G, *et al.* The psychological impact of the COVID-19 epidemic on college students in China. *Psychiatry Res* 2020;287:112934.

- Holmes EA, O'Connor RC, Perry VH, *et al.* Multidisciplinary research priorities for the COVID-19 pandemic: a call for action for mental health science. *Lancet Psychiatry* 2020;7:547–60.
- Brooks SK, Webster RK, Smith LE, *et al.* The psychological impact of quarantine and how to reduce it: rapid review of the evidence. *Lancet* 2020;395:912–20.
- Hampshire A, Hellyer P, Soreq E. Dimensions and modulators of behavioural and mental-health changes during the Covid-19 pandemic: an N=343,017 study. *medRxiv* 2020:2020.06.18.20134635.
- Chandan JS, Taylor J, Bradbury-Jones C, *et al.* COVID-19: a public health approach to manage domestic violence is needed. *Lancet Public Health* 2020;5:E309–E:e309.
- McLaughlin KA, Green JG, Gruber MJ, *et al.* Childhood adversities and adult psychiatric disorders in the National comorbidity survey replication II: associations with persistence of DSM-IV disorders. *Arch Gen Psychiatry* 2010;67:124–32.
- Kessler RC, Davis CG, Kendler KS. Childhood adversity and adult psychiatric disorder in the US national comorbidity survey. *Psychol Med* 1997;27:1101–19.
- Spinhoven P, Elzinga BM, Hovens JGFM, *et al.* The specificity of childhood adversities and negative life events across the life span to anxiety and depressive disorders. *J Affect Disord* 2010;126:103–12.
- Kalisch R, Baker DG, Basten U, *et al.* The resilience framework as a strategy to combat stress-related disorders. *Nat Hum Behav* 2017;1:784–90.
- Ioannidis K, Askelund AD, Kievit RA, *et al.* The complex neurobiology of resilient functioning after childhood maltreatment. *BMC Med* 2020;18.
- Liang L, Ren H, Cao R, *et al.* The effect of COVID-19 on youth mental health. *Psychiatr Q* 2020;91:841–52.
- Li J-B, Yang A, Dou K, *et al.* Self-Control moderates the association between perceived severity of coronavirus disease 2019 (COVID-19) and mental health problems among the Chinese public. *Int J Environ Res Public Health* 2020;17:4820.
- Veer IM, Riepenhausen A, Zerban M, *et al.* Mental resilience in the corona lockdown: first empirical insights from Europe 2020.
- Kalisch R, Müller MB, Tüscher O. A conceptual framework for the neurobiological study of resilience. *Behav Brain Sci* 2015;38.
- Surtees P, Wainwright N, Day N, *et al.* Adverse experience in childhood as a developmental risk factor for altered immune status in adulthood. *Int J Behav Med* 2003;10:251–68.
- Marsland AL, Herbert TB, Muldoon MF, *et al.* Lymphocyte subset redistribution during acute laboratory stress in young adults: mediating effects of hemoconcentration. *Health Psychol* 1997;16:341–8.
- Nusslock R, Miller GE. Early-Life adversity and physical and emotional health across the lifespan: a neuroimmune network hypothesis. *Biol Psychiatry* 2016;80:23–32.
- Moreno-López L, Ioannidis K, Askelund AD, *et al.* The Resilient Emotional Brain: A Scoping Review of the Medial Prefrontal Cortex and Limbic Structure and Function in Resilient Adults With a History of Childhood Maltreatment. *Biol Psychiatry Cogn Neurosci Neuroimaging* 2020;5:392–402.
- van Harmelen A-L, Hauber K, Gunther Moor B, *et al.* Childhood emotional maltreatment severity is associated with dorsal medial prefrontal cortex responsivity to social exclusion in young adults. *PLoS One* 2014;9:e85107.
- Marsland AL, Walsh C, Lockwood K, *et al.* The effects of acute psychological stress on circulating and stimulated inflammatory markers: a systematic review and meta-analysis. *Brain Behav Immun* 2017;64:208–19.
- Silverman MN, Sternberg EM. Glucocorticoid regulation of inflammation and its functional correlates: from HPA axis to glucocorticoid receptor dysfunction. *Ann N Y Acad Sci* 2012;1261:55–63.
- Vecchiarelli HA, Gandhi CP, Gray JM, *et al.* Divergent responses of inflammatory mediators within the amygdala and medial prefrontal cortex to acute psychological stress. *Brain Behav Immun* 2016;51:70–91.
- Etkin A, Büchel C, Gross JJ. The neural bases of emotion regulation. *Nat Rev Neurosci* 2015;16:693–700.
- Elliott R. Executive functions and their disorders. *Br Med Bull* 2003;65:49–59.
- Gianaros PJ, Jennings JR, Sheu LK, *et al.* Prospective reports of chronic life stress predict decreased grey matter volume in the hippocampus. *Neuroimage* 2007;35:795–803.
- Slavich GM, Irwin MR. From stress to inflammation and major depressive disorder: a social signal transduction theory of depression. *Psychol Bull* 2014;140:774–815.



- 28 Davidson RJ, Lewis DA, Alloy LB, *et al.* Neural and behavioral substrates of mood and mood regulation. *Biol Psychiatry* 2002;52:478–502.
- 29 Danese A, Moffitt TE, Pariante CM, *et al.* Elevated inflammation levels in depressed adults with a history of childhood maltreatment. *Arch Gen Psychiatry* 2008;65:409–16.
- 30 Khoury JE, Bosquet Enlow M, Plamondon A, *et al.* The association between adversity and hair cortisol levels in humans: a meta-analysis. *Psychoneuroendocrinology* 2019;103:104–17.
- 31 Fogelman N, Canli T. Early life stress and cortisol: a meta-analysis. *Horm Behav* 2018;98:63–76.
- 32 Dedovic K, Renwick R, Mahani NK, *et al.* The Montreal imaging stress task: using functional imaging to investigate the effects of perceiving and processing psychosocial stress in the human brain. *J Psychiatry Neurosci* 2005;30:319–25.
- 33 Baumeister D, Akhtar R, Ciufolini S, *et al.* Childhood trauma and adulthood inflammation: a meta-analysis of peripheral C-reactive protein, interleukin-6 and tumour necrosis factor- $\alpha$ . *Mol Psychiatry* 2016;21:642–9.
- 34 Carpenter LL, Gawuga CE, Tyrka AR, *et al.* Association between plasma IL-6 response to acute stress and early-life adversity in healthy adults. *Neuropsychopharmacology* 2010;35:2617–23.
- 35 Hartwell KJ, Moran-Santa Maria MM, Twal WO, *et al.* Association of elevated cytokines with childhood adversity in a sample of healthy adults. *J Psychiatr Res* 2013;47:604–10.
- 36 Chamberlain SR, Cavanagh J, de Boer P, *et al.* Treatment-resistant depression and peripheral C-reactive protein. *Br J Psychiatry* 2019;214:11–19.
- 37 Goodyer IM, Herbert J, Tamplin A, *et al.* Short-Term outcome of major depression: II. life events, family dysfunction, and friendship difficulties as predictors of persistent disorder. *J Am Acad Child Adolesc Psychiatry* 1997;36:474–80.
- 38 Schat ACH, Kelloway EK, Desmarais S. The physical health questionnaire (PHQ): construct validation of a self-report scale of somatic symptoms. *J Occup Health Psychol* 2005;10:363–81.
- 39 Angold A, Costello EJ, Messer SC, *et al.* Development of a short questionnaire for use in epidemiological studies of depression in children and adolescents. *International Journal of Methods in Psychiatric Research* 1995;5:237–49.
- 40 Daviss WB, Birmaher B, Melhem NA, *et al.* Criterion validity of the mood and feelings questionnaire for depressive episodes in clinic and non-clinic subjects. *J Child Psychol Psychiatry* 2006;47:927–34.
- 41 Wood A, Kroll L, Moore A, *et al.* Properties of the mood and feelings questionnaire in adolescent psychiatric outpatients: a research note. *J Child Psychol Psychiatry* 1995;36:327–34.
- 42 Reynolds CR, Richmond BO. What I think and feel: A revised measure of children's manifest anxiety (Reprinted from Journal of Abnormal Child Psychology, vol 6, pg 271–280, 1978). *J Abnorm Child Psychol* 1997;25:15–20.
- 43 Tennant R, Hiller L, Fishwick R, *et al.* The Warwick-Edinburgh mental well-being scale (WEMWBS): development and UK validation. *Health Qual Life Outcomes* 2007;5:63.
- 44 Goodman R. The strengths and difficulties questionnaire: a research note. *J Child Psychol Psychiatry* 1997;38:581–6.
- 45 van Harmelen A-L, Gibson JL, St Clair MC, *et al.* Friendships and family support reduce subsequent depressive symptoms in at-risk adolescents. *PLoS One* 2016;11:e0153715.
- 46 van Harmelen A-L, Kievit RA, Ioannidis K, *et al.* Adolescent friendships predict later resilient functioning across psychosocial domains in a healthy community cohort. *Psychol Med* 2017;47:2312–22.
- 47 Cohen S, Kamarck T, Mermelstein R. A global measure of perceived stress. *J Health Soc Behav* 1983;24:385–96.
- 48 Russell D, Peplau LA, Cutrona CE. The revised UCLA loneliness scale: concurrent and discriminant validity evidence. *J Pers Soc Psychol* 1980;39:472–80.
- 49 Ladouceur CD. *COVID-19 Adolescent Symptom & Psychological Experience (CASPE) Questionnaire*, 2020.
- 50 McArdle JJ, Epstein D. Latent growth curves within developmental structural equation models. *Child Dev* 1987;58:110–33.
- 51 Muthén BO, Curran PJ. General longitudinal modeling of individual differences in experimental designs: a latent variable framework for analysis and power estimation. *Psychol Methods* 1997;2:371–402.
- 52 Moreno-López L, Sallie SN, Ioannidis K, *et al.* The raise study protocol; a cross-sectional, multi-level, neurobiological study of studying resilience after individual stress exposure. In review.