

The cost-effectiveness of different approaches to exercise and corticosteroid injection for subacromial pain (impingement) syndrome

Oppong, Raymond; Jowett, Sue; Lewis, Martyn; Roddy, Edward; Ogollah, Reuben; Zwierska, Irena; Datta, Praveen ; Hall, Alison; Hay, Elaine; Shufflebotham, Julie ; Stevenson, Kay; van der Windt, Danielle A.; Young, Julie; Foster, Nadine

DOI:

[10.1093/rheumatology/keaa903](https://doi.org/10.1093/rheumatology/keaa903)

Document Version

Peer reviewed version

Citation for published version (Harvard):

Oppong, R, Jowett, S, Lewis, M, Roddy, E, Ogollah, R, Zwierska, I, Datta, P, Hall, A, Hay, E, Shufflebotham, J, Stevenson, K, van der Windt, DA, Young, J & Foster, N 2021, 'The cost-effectiveness of different approaches to exercise and corticosteroid injection for subacromial pain (impingement) syndrome', *Rheumatology*, vol. 60, no. 9, keaa903, pp. 4175-4184. <https://doi.org/10.1093/rheumatology/keaa903>

[Link to publication on Research at Birmingham portal](#)

Publisher Rights Statement:

This is a pre-copyedited, author-produced version of an article accepted for publication in *Rheumatology* following peer review. The version of record Raymond Oppong, Sue Jowett, Martyn Lewis, Edward Roddy, Reuben O Ogollah, Irena Zwierska, Praveen Datta, Alison Hall, Elaine Hay, Julie Shufflebotham, Kay Stevenson, Danielle A van der Windt, Julie Young, Nadine E Foster, The cost-effectiveness of different approaches to exercise and corticosteroid injection for subacromial pain (impingement) syndrome, *Rheumatology*, 2021, keaa903, is available online at: <https://doi.org/10.1093/rheumatology/keaa903>

General rights

Unless a licence is specified above, all rights (including copyright and moral rights) in this document are retained by the authors and/or the copyright holders. The express permission of the copyright holder must be obtained for any use of this material other than for purposes permitted by law.

- Users may freely distribute the URL that is used to identify this publication.
- Users may download and/or print one copy of the publication from the University of Birmingham research portal for the purpose of private study or non-commercial research.
- User may use extracts from the document in line with the concept of 'fair dealing' under the Copyright, Designs and Patents Act 1988 (?)
- Users may not further distribute the material nor use it for the purposes of commercial gain.

Where a licence is displayed above, please note the terms and conditions of the licence govern your use of this document.

When citing, please reference the published version.

Take down policy

While the University of Birmingham exercises care and attention in making items available there are rare occasions when an item has been uploaded in error or has been deemed to be commercially or otherwise sensitive.

If you believe that this is the case for this document, please contact UBIRA@lists.bham.ac.uk providing details and we will remove access to the work immediately and investigate.

Download date: 26. Apr. 2024

**The cost-effectiveness of different approaches to exercise
and corticosteroid injection for Subacromial pain
(impingement) syndrome**

Journal:	<i>Rheumatology</i>
Manuscript ID	RHE-20-1573.R3
Manuscript Type:	Original Article
Date Submitted by the Author:	18-Nov-2020
Complete List of Authors:	<p>Oppong, Raymond; University of Birmingham, Health Economics Jowett, Sue; University of Birmingham, Health Economics Unit, Institute of Applied Health Research, B15 2TT, UK; Keele University, Arthritis Research UK Primary Care Centre, Research Institute of Primary Care and Health Sciences, Keele, ST5 5BG Lewis, Martyn; Senior Lecturer in Statistics & Health Economics, Primary Care Sciences Research Centre; Roddy, Edward; Keele University, Research Institute for Primary Care and Health Sciences Ogollah, Reuben; University of Nottingham School of Medicine, Nottingham Clinical Trials Unit, Nottingham, NG7 2UH, UK Zwierska, Irena; Keele University, Arthritis Research UK Primary Care Centre Datta, Praveen; University Hospitals of North Midlands NHS Trust, Department of Radiology Hall, Alison; Keele University, Research Institute for Primary Care & Health Sciences Hay, Elaine; ARC National Primary Care Centre, Primary Care Sciences Shufflebotham, Julie; Midlands Partnership NHS Foundation Trust, Bradwell Hospital Stevenson, Kay; Versus Arthritis Primary Care Centre, Institute for Primary Care and Health Science van der Windt, Daniëlle A; Arthritis Research UK Primary Care Centre, Research Institute for Primary Care & Health Sciences Young, Julie; Versus Arthritis Primary Care Centre, Primary Care Foster, Nadine; Keele University, Physiotherapy Studies</p>
Keywords Please select a minimum FIVE keywords from the list provided. These keywords will be used to select reviewers for this manuscript. The keywords in the main text of your paper do not need to match these words.:	Health economics < HEALTH SERVICES AND PRACTICE, Outcome measures < HEALTH SERVICES AND PRACTICE, Shoulder < REGIONAL RHEUMATISM, Ultrasonography < DIAGNOSTIC METHODS, Physiotherapy < THERAPIES

1
2
3
4
5
6
7
8
9
10
11
12
13
14
15
16
17
18
19
20
21
22
23
24
25
26
27
28
29
30
31
32
33
34
35
36
37
38
39
40
41
42
43
44
45
46
47
48
49
50
51
52
53
54
55
56
57
58
59
60



1
2
3 **The cost-effectiveness of different approaches to exercise and corticosteroid injection for**
4
5 **Subacromial pain (impingement) syndrome**
6
7
8
9

10
11 **Authors:**
12

13 Raymond Oppong^{1,4}, Sue Jowett^{1,4}, Martyn Lewis^{1,3}, Edward Roddy^{1,2}, Reuben O Ogollah^{1,3}, Irena
14 Zwierska^{1,3}, Praveen Datta⁵, Alison Hall¹, Elaine Hay^{1,2}, Julie Shufflebotham^{1,6}, Kay Stevenson^{1,2},
15 Danielle A van der Windt¹, Julie Young^{1,3}, Nadine E Foster^{1,3}.
16
17
18
19

20
21 **Author affiliations:**
22

23 ¹Primary Care Centre Versus Arthritis, School of Primary, Community and Social Care, Keele
24 University, Keele, Staffordshire, UK.
25

26
27
28 ²Haywood Academic Rheumatology Centre, Haywood Hospital, Midlands Partnership NHS
29 Foundation Trust, Stoke-on-Trent, Staffordshire, UK.
30

31
32 ³Keele Clinical Trials Unit, David Weatherall Building, Keele University, Staffordshire, UK.
33

34
35 ⁴Health Economics Unit, Institute for Applied Health Research, University of Birmingham,
36 Birmingham, UK.
37

38
39 ⁵Department of Radiology, University Hospital of North Midlands NHS Trust, Stoke-on-Trent,
40 Staffordshire, UK.
41

42
43
44 ⁶ Midlands Partnership NHS Foundation Trust, Newcastle-under-Lyme, Staffordshire, UK
45

46
47 **Corresponding author:**

48 Dr Sue Jowett, Health Economics Unit, Institute of Applied Health Research, University of
49 Birmingham, B15 2TT
50

51
52
53 e-mail: s.jowett@bham.ac.uk
54

55
56 ORCID iD: 0000-0001-8936-3745
57
58
59
60

Abstract:

Objectives: To determine whether physiotherapist-led exercise intervention and ultrasound-guided subacromial corticosteroid injection is cost-effective when compared to standard advice and exercise leaflet and unguided injection in patients with subacromial pain (impingement) syndrome.

Methods: An incremental cost–utility analysis using patient responses to the five-level EuroQoL-5D (EQ-5D-5L) questionnaire was undertaken from a health care perspective alongside a 2x2 factorial randomised trial with 256 participants over a 12-month follow-up period. Uncertainty was explored through the use of cost-effectiveness acceptability curves.

Results: The cost–utility analysis indicated that physiotherapist-led exercise was associated with an incremental cost of £155.99 (95% CI: 69.02 to 241.93) and 0.031 (95% CI: –0.01 to 0.07) additional quality-adjusted life-years (QALYs), an incremental cost-effectiveness ratio (ICER) of £5,031 per QALY gained and an 85% chance of being cost-effective at a threshold of £20,000 per QALY gained compared to the advice and exercise leaflet. Ultrasound-guided injection was associated with an incremental cost of £15.89 (95% CI: –59.36 to 109.86) and 0.024 (95% CI: –0.02 to 0.07) additional QALYs, an ICER of £662 per QALY gained and a 83% chance of being cost-effective at a threshold of £20,000 per QALY gained compared to unguided injection.

Conclusion: Physiotherapist-led exercise was cost-effective compared to the advice and exercise leaflet, and ultrasound-guided injection was cost-effective when compared to unguided injection.

Clinical trial registration number: ISRCTN (42399123)

Keywords: Cost-effectiveness, Subacromial pain (impingement) syndrome , Exercise, Corticosteroid injection, EQ-5D

1
2
3
4
5
6 Rheumatology key messages:
7
8

- 9
- 10 • Guidelines recommend non-surgical options for the management of Subacromial pain
11 (impingement) syndrome.
12
 - 13
 - 14 • Physiotherapist-led exercise and ultrasound-guided corticosteroid injection appear to
15 increase costs but lead to improved quality of life compared to unguided injection and
16 advice and exercise leaflet.
17
 - 18 • Physiotherapist-led exercise and ultrasound-guided injection are likely to be cost-
19 effective.
20
21
22
23
24
25
26
27
28
29
30
31
32
33
34
35
36
37
38
39
40
41
42
43
44
45
46
47
48
49
50
51
52
53
54
55
56
57
58
59
60

Introduction

Subacromial pain (impingement) syndrome (SAPS) is the most common cause of shoulder pain. The prevalence of SAPS increases with age and places a substantial burden on health systems, with estimates from GP consultations suggesting that approximately 16% of adults reporting musculoskeletal pain had shoulder pain [1-2]. Shoulder pain poses a considerable burden to society, accounting for a substantial number of days off work and associated productivity costs [3-4]. Treatment guidelines recommend initial non-surgical management including education/self-management advice, exercise, corticosteroid injection, and analgesia [5-6].

In order to explore how to optimise outcomes from exercise and subacromial corticosteroid injection, a randomised controlled trial was conducted to assess whether better improvements in pain and function were obtained with (1) a physiotherapist-led, individualised, supervised and progressed exercise programme versus a standardised advice and exercise leaflet, and (2) ultrasound-guided subacromial corticosteroid injection versus unguided injection. The clinical results of the trial showed that physiotherapist-led exercise was more effective than an exercise leaflet whilst ultrasound-guidance conferred no additional benefit over unguided corticosteroid injection [7]. In addition to establishing the effectiveness of interventions for the management of shoulder pain, it is also important to determine whether these interventions offer value for money. Previous studies assessing the cost-effectiveness of interventions for the treatment of SAPS have focused on a comparison of corticosteroid injection and exercise [2] and have not compared different methods of guiding corticosteroid injection, nor the manner in which the exercise intervention was delivered.

The primary aim of this economic analysis was to determine whether a physiotherapist-led exercise intervention is cost-effective compared to a standard advice and exercise leaflet, and

1
2
3 whether ultrasound-guided subacromial corticosteroid injection is cost-effective when
4 compared to unguided injection.
5
6

7 8 **Methods** 9

10
11 A within-trial economic evaluation was conducted alongside a 2x2 factorial randomised trial
12 in patients with SAPS [7]. Using block randomisation, participants who met the inclusion
13 criteria were randomly assigned on a 1:1:1:1 basis to one of four interventions:
14
15
16
17

- 18
19 1. Ultrasound-guided subacromial corticosteroid injection and physiotherapist-led
20 individualised, supervised and progressed exercise.
21
- 22 2. Ultrasound-guided subacromial corticosteroid injection and an advice and exercise
23 leaflet.
24
- 25 3. Unguided subacromial corticosteroid injection and physiotherapist-led individualised,
26 supervised and progressed exercise
27
- 28 4. Unguided subacromial corticosteroid injection and an advice and exercise leaflet.
29
30
31
32
33
34

35
36 The main outcome for the economic analysis was the quality-adjusted life-year (QALY), over
37 a 12-month follow-up period. The base case analysis was carried out from a health care
38 perspective including health care costs incurred by the NHS and patients. To be consistent with
39 the clinical study, the 'at the margins' approach which assumes that interventions are
40 independent was adopted for the base case scenario [8-9]. The trial, including this economic
41 analysis, was approved by The Black Country Research Ethics Committee (10/H1202/72).
42
43
44
45
46
47
48
49
50
51
52
53
54
55
56
57
58
59
60
Trial registration number (ISRCTN42399123).

Data collection

Resource use and costs

Data on health care resource use were obtained from participant responses to self-report questionnaires administered at 6 weeks, 6 months and 12 months. Resource use data concentrated on visits to health care professionals in primary and secondary care, medical investigations/interventions, and both prescribed and over the counter medications. Data obtained from questionnaire responses were aggregated to generate overall resource use over the 12-month follow-up period. The questionnaires also requested information on time off work over 12 months which was used to estimate productivity losses.

Unit cost data were obtained from the following sources: British National Formulary, NHS reference costs and the PSSRU publication on unit cost of health and social care [10-12] (Supplementary Table 1). 2012/2013 costs were inflated to 2019 prices using the consumer price index.

Trial intervention cost

Information on the intervention costs was obtained from trial data and all resources required to deliver the interventions were determined.

Physiotherapist-led exercise versus advice and leaflet: For the physiotherapist visits, the unit cost associated with a contact with the physiotherapist was multiplied by the number of physiotherapy contacts. Information on the number of physiotherapist contacts was obtained from case report forms that physiotherapists completed. For the advice and exercise leaflet, only the cost associated with the leaflet was included since all participants had the index consultation where the injection was performed on all patients. Full details of the intervention can be found elsewhere [13].

1
2
3 *Ultrasound versus unguided injection:* It was assumed that since all patients had a similar
4 injection, the only difference between the ultrasound and unguided injection was the cost of
5 the ultrasound. The cost of the ultrasound machine was estimated to be £35,000, and in order
6 to work out a cost per patient, it was assumed that the life expectancy of the machine is 6 years
7 and that the machine is used about 1872 times a year (this value was obtained through
8 consultation with experts). Applying the annuity factor at an interest rate of 3%, the cost of the
9 ultrasound machine per patient was £3.45.

20 **Health Outcomes**

21
22
23 Using participant responses to the 5-level version of the EQ-5D-5L questionnaire [14], quality
24 of life was measured at baseline, 6 weeks, 6 months and 12 months. EQ-5D-5L was mapped
25 back to the EQ-5D 3L valuation set as currently recommended by NICE [15] and used to
26 generate the EQ-5D index scores which were then used to derive QALYs. The mapping
27 algorithm developed by Van Hout et al. 2012 was used for this purpose [16].

35 **Statistical Analysis**

36
37
38 The economic analysis was carried out on an intention to treat basis, with the aim to estimate
39 the difference in costs and QALYs between the physiotherapist-led exercise intervention and
40 the advice and exercise leaflet and between the ultrasound-guided and unguided subacromial
41 corticosteroid injections. Over the 12-month period, missing EQ-5D scores and costs at one or
42 more of the time points were accounted for using multiple imputation methodology to impute
43 25 separate datasets [17]. The number of datasets were chosen in order to adequately account
44 for the level of missing data in the study. The approach adopted in this study used chained
45 equations with predictive mean matching in order to ensure that the missing values are aligned
46 to the nearest best-fitting values in the dataset [18]. This approach is particularly useful for cost
47 and EQ-5D data which have skewed distributions, and ensures that imputed values do not go
48
49
50
51
52
53
54
55
56
57
58
59
60

1
2
3 out of the plausible range. The coefficients were then pooled across the multiply imputed
4 datasets using the Rubin's rule to obtain single estimates of the corresponding population
5 parameters [17].
6
7
8
9

10
11
12
13 The imputation model was fitted with gender, age, smoking status at baseline, baseline SPADI
14 score and health status at baseline as predictors. Using the area under the curve approach [19],
15 QALYs over the 12-month period were estimated for each participant. Total health care costs
16 over the 12-month period were calculated by multiplying the resource items by the respective
17 unit cost and summing over all resource use items. Differences in mean costs and QALYs
18 between trial arms were estimated and QALYs were adjusted to control for imbalances in
19 baseline utility between the interventions [20].
20
21
22
23
24
25
26
27
28

29
30 Incremental cost effectiveness ratios (ICERs) were estimated by dividing the difference in
31 mean cost between two interventions (*physiotherapist-led exercise versus advice and exercise*
32 *leaflet and ultrasound-guided versus unguided injection*) by the difference in mean QALYs.
33
34
35
36
37 Non-parametric bootstrapping was used to illustrate and quantify uncertainty. To determine the
38 probability of an intervention being deemed cost-effective compared to an alternative
39 intervention (*physiotherapist-led exercise versus advice and exercise leaflet and ultrasound-*
40 *guided versus unguided injection*), cost-effectiveness acceptability curves (CEACs) were
41 constructed [21]. This shows the probability that an intervention is cost-effective, relative to
42 the chosen comparator, across a range of values that represent a decision makers' willingness
43 to pay for an additional QALY. All the analyses were carried out in STATA version 12 [22].
44
45
46
47
48
49
50
51
52
53

54 Costs for productivity losses were computed through the human capital approach using data
55 collected on time off work and employment. Productivity losses were obtained by the product
56 of lost productivity time and the mean hourly wage of patients classified from data on wages
57
58
59
60

1
2
3 corresponding to self-reported baseline occupation (derived from the Annual Surveys of Health
4 Evaluation by the Office of National Statistics and based on classification codes under the UK
5 Socio-Economic Occupation Classification, SOC 2000) [23].
6
7
8
9

10 Sensitivity analysis was carried out and had three main foci: First, cost-utility analysis was
11 conducted from a UK NHS perspective by excluding private health care costs. Second, as there
12 is a lack of consensus with respect to methods for conducting economic evaluation alongside
13 factorial trials, an alternative approach ('within the table') to analysing the factorial trial
14 treatment options was undertaken. The 'within the table' approach assumes that there is an
15 interaction between the treatments, and considers all four arms of the trial as separate
16 interventions [8-9]. With this analysis, the interventions were ordered in terms of increasing
17 QALYseost and compared incrementally. The most cost-effective option was selected based
18 on the principles of dominance (where an intervention is less costly and more effective than
19 the comparator(s)) and extended (weak) dominance (where an intervention is ruled out if the
20 ICER is greater than that of a more effective intervention). Third, cost-utility analysis was
21 conducted using EQ-5D scores generated from the EQ-5D-5L tariff published by Devlin et al.
22 2018 [24]
23
24
25
26
27
28
29
30
31
32
33
34
35
36
37
38
39
40
41
42
43

44 **Results**

45 A total of 256 participants were randomised (64 per arm) to one of the four intervention arms.
46 The mean age of participants across all arms was 53.8 years (S.D. 10.2) and 52% of participants
47 were female. The mean (SD) total Shoulder Pain and Disability Index (SPADI) score at
48 baseline was 61.1 (18.1). Full details of other baseline characteristics can be found elsewhere
49 [25].
50
51
52
53
54
55
56
57
58
59
60

Resource use and costs

Complete resource use data were obtained for 194 participants (76%). This ranged from 72% in the ultrasound-guided injection and physiotherapist-led exercise arm to 78% in the unguided injection and advice and exercise leaflet arm. A full breakdown of patient responses at each follow-up time point can be found elsewhere [25]. Compared to the advice and exercise leaflet group, significantly fewer visits to the GP were made during the 12 month follow-up period in the physiotherapist-led exercise group. The unguided injection group made more visits to a hospital nurse and specialist over the 12 month follow-up period compared to the ultrasound-guided injection group (Supplementary Table 2). With the exception of diclofenac which was significantly lower in the physiotherapist-led exercise arm, there was no significant difference in prescription medication use across trial arms (Supplementary Table 3). Private health care resource use is presented in Supplementary Table 4.

Mean NHS and private costs per participant by trial arm over the 12-month period prior to imputation are presented in Table 1. Health care costs were higher in the physiotherapist-led exercise group compared to the advice and exercise leaflet group and also in the ultrasound-guided injection group compared to the unguided injection group.

Health outcomes

Health outcomes (EQ-5D and QALYs) using the imputed dataset are presented in table 2. A total of 131 (54%) participants provided complete EQ-5D responses at all time-points. This ranged from 47% in the unguided injection and physiotherapist-led exercise arm to 61% in the ultrasound-guided injection and physiotherapist-led exercise arm. However, it should be noted that the majority of those with missing values were missing just one EQ-5D score. There was an improvement in health outcomes over time, with scores obtained at 12-months higher than the baseline scores in all four arms. With respect to QALYs over the 12-month period, higher scores were obtained in the physiotherapist-led exercise and ultrasound-guided injection

1
2
3 groups when compared to the advice and exercise leaflet and unguided injection groups,
4
5 respectively. After adjusting for baseline utility, similar results were obtained.
6
7

8 **Cost-utility analysis**

9
10 The results from the cost-effectiveness analysis using the imputed dataset showed that
11
12 physiotherapist-led exercise was more expensive (cost difference £155.99) and more effective
13
14 (QALY difference 0.031) than the advice and exercise leaflet. The resulting ICER was £5,031
15
16 per QALY gained (Table 3) with an 85% chance of physiotherapist-led exercise being cost-
17
18 effective at a cost-effectiveness threshold of £20,000 per QALY gained (Figures 1 and 2).
19
20
21
22
23
24
25
26
27
28
29
30
31
32
33
34
35
36
37
38
39
40
41
42
43
44
45
46
47
48
49
50
51
52
53
54
55
56
57
58
59
60
Ultrasound-guided injection was also more expensive (cost difference £15.89) and more
effective (QALY difference 0.024) than unguided injection. The resulting ICER was £662 per
QALY gained (Table 3) with an 83% chance of ultrasound-guided injection being cost-
effective at a willingness to pay threshold of £20,000 per QALY gained (Figures 1 and 2).

32 **Time off work and Productivity Losses**

35
36
37
38
39
40
41
42
43
44
45
46
47
48
49
50
51
52
53
54
55
56
57
58
59
60
Participants in the advice and exercise leaflet and unguided injection groups took more time
off work than those in the physiotherapist-led exercise and ultrasound-guided injection groups.
Productivity losses in terms of lost wages were also higher in the advice and exercise leaflet
and unguided injection groups. However, these differences were not statistically significant
(Supplementary Table 4 and Table 1).

47 **Sensitivity Analysis**

50
51
52
53
54
55
56
57
58
59
60
From a UK NHS perspective, the results obtained were similar to the base case analysis i.e.
physiotherapist-led exercise was cost-effective compared to providing an advice and exercise
leaflet and ultrasound-guided injection was cost-effective compared to unguided injection
(Table 3). Results from the 'within the table' analysis showed that a combination of ultrasound-
guided injection and physiotherapist-led exercise was the most cost-effective intervention

1
2
3 (~~££6,225 per QALY gained 10,583 per QALY gained~~), supporting findings from the base case
4
5
6 analysis (Table 4). The results obtained when the EQ-5D-5L tariff [24] was used are similar to
7
8 those obtained with the mapping algorithm [16] and support the finding that physiotherapist-
9
10 led exercise is cost-effective compared to the advice and exercise leaflet, and ultrasound-guided
11
12 injection is cost-effective when compared to unguided injection (Supplementary Tables 5 and
13
14
15 6).

20 Discussion

21 Summary of the main findings

22
23 This health economic evaluation showed that for the management of SAPS, physiotherapist-
24
25 led exercise was cost-effective compared to the advice and exercise leaflet and ultrasound-
26
27 guided injection was cost-effective when compared to unguided injection. Sensitivity analysis
28
29 using the within-the-table analysis yielded similar results to the at-the-margins approach
30
31 indicating that the choice of method did not change the findings of the health economic
32
33 analysis. Similar findings with respect to the choice of method have been obtained in previous
34
35 studies [8]. A previous economic evaluation showed that a combination of injection and
36
37 exercise was cost-effective compared to exercise alone [2]. The results from this study add to
38
39 this evidence by showing that the approach to providing exercise (physiotherapist-led,
40
41 individualised, progressed and supervised exercise rather than through a standardised advice
42
43 and exercise leaflet) and injection (guided using ultrasound rather than unguided) is important
44
45 in terms of increasing their cost-effectiveness.

46
47 The results of the trial on which the economic evaluation is based showed that physiotherapist-
48
49 led exercise was more effective than an exercise leaflet whilst ultrasound-guidance conferred
50
51 no additional benefit over unguided corticosteroid injection [25]. The health economic results
52
53 are similar in terms of the comparison between physiotherapist-led exercise and the advice and
54
55
56
57
58
59
60

1
2
3 exercise leaflet, but different in terms of the comparison between ultrasound-guided and
4 unguided injection. It is however important to note that the primary outcome of the clinical
5 trial was the Shoulder Pain and Disability Index whilst that of the economic evaluation was
6 total QALYs obtained from EQ-5D. Although the difference in QALYs obtained for both
7 comparisons was very small and not statistically significant, the agreed approach in health
8 economics is to conduct a cost-effectiveness analysis with costs and effects estimated jointly
9 [26]. Whilst clinical research focuses on hypothesis testing, economic evaluation is aimed at
10 estimation which may produce contradictory results as was seen in this study with the injection
11 comparison [27]. An important issue which the results of this study raise relates to whether the
12 use of generic quality of life measures such as the EQ-5D are sufficient for assessing the cost-
13 effectiveness of interventions in this clinical syndrome. Previous research has shown that
14 generic quality of life measures may be insensitive to changes in some disease areas including
15 musculoskeletal conditions such as osteoarthritis (OA) [28-30].

33 **Strengths and weaknesses of the study**

34 A strength of the study is the factorial nature of the trial, which enabled us to compare four
35 interventions within the same analysis.

36 A possible limitation of the economic analysis is the fact that the cost of training clinicians to
37 perform ultrasound-guided injection was not included in the analysis and it could be argued
38 that this may have under-estimated the cost of the ultrasound-guided injection. The cost and
39 time required to train clinical staff to perform ultrasound-guided injections is a potential barrier
40 to services. However, it should be noted that there are a number of difficulties associated with
41 the estimation of a per patient training cost within economic evaluation studies and also the
42 training received by clinicians would be used for a large number of patients over a number of
43 years which would result in a low mean cost per patient. A further limitation was that only 76%

1
2
3 of participants had complete data at all time-points, however, the missing data were accounted
4
5 for using multiple imputations.
6

7 **Meaning of the results**

8
9
10 This health economic analysis has shown that physiotherapist-led exercise and ultrasound-
11
12 guided injection are more cost-effective treatment options for SAPS than an advice and
13
14 exercise leaflet or unguided shoulder injection respectively. However, this conclusion should
15
16 be interpreted in the light of the clinical results which showed that physiotherapist-led exercise
17
18 conferred superior benefits for patients compared to the advice and leaflet yet ultrasound
19
20 guided injection conferred no additional benefit over unguided injection [25].
21
22
23
24
25
26
27
28
29
30
31
32

33 **Acknowledgements:** This project was undertaken with the support of Keele Clinical Trials
34
35 Unit, Keele University, UK. The authors would like to thank Kris Clarkson, Treena Larkin,
36
37 and Sue Weir. We would also like to thank the clinicians, managerial and administrative staff
38
39 of the Midlands Partnership NHS Foundation Trust, and members of the trial steering
40
41 committee and data monitoring committee.
42
43

44 **Funding:** This paper presents independent research funded by the National Institute for
45
46 Health Research (NIHR) under its Research for Patient Benefit programme (Grant Reference
47
48 Number PB-PG-1207-15064) and the Arthritis Research UK Primary Care Centre grant
49
50 (Grant Number 18139). NEF and EMH are both NIHR Senior Investigators. NEF was
51
52 supported through an NIHR Research Professorship (NIHR-RP- 011-015). The views
53
54 expressed are those of the authors and not necessarily those of the NHS, the NIHR or the
55
56 Department of Health and Social Care.
57
58
59
60

1
2
3
4
5
6 **Conflicts of interest:** None to declare
7

8 **References**
9

- 10 1. Urwin M, Symmons D, Allison T et al. Estimating the burden of musculoskeletal disorders
11 in the community: the comparative prevalence of symptoms at different anatomical sites, and
12 the relation to social deprivation. *Ann Rheum Dis* 1998;57:649-55.
13
14 2. Jowett S, Crawshaw DP, Helliwell PS, Hensor EM, Hay EM, Conaghan PG. Cost-
15 effectiveness of exercise therapy after corticosteroid injection for moderate to severe shoulder
16 pain due to subacromial impingement syndrome: a trial-based analysis. *Rheumatology*.
17 2013;52:1485-91.
18
19 3. Luime JJ, Koes BW, Hendriksen IJ, Burdorf A, Verhagen AP, Miedema HS, Verhaar JA.
20 Prevalence and incidence of shoulder pain in the general population; a systematic review.
21 *Scand J Rheumatol*. 2004;33:73-81.
22
23 4. Van der Windt DA, Koes BW, de Jong BA, Bouter LM. Shoulder disorders in general
24 practice: incidence, patient characteristics, and management. *Annals of the rheumatic*
25 *diseases*. *Ann Rheum Dis* 1995;54:959-64.
26
27 5. Hanchard N, Cummins J, Jeffries J. Evidence-Based Clinical Guidelines for the Diagnosis,
28 Assessment and Physiotherapy Management of Shoulder Impingement Syndrome. London:
29 Chartered Society of Physiotherapy, 2004.
30
31 6. Kulkarni R, Gibson J, Brownson P, Thomas M, Rangan A, Carr AJ, et al. Subacromial
32 shoulder pain. *Shoulder & Elbow*. 2015;7:135-43.
33
34 7. Roddy E, Zwierska I, Hay EM, Jowett S, Lewis M, Stevenson K, et al. Subacromial
35 impingement syndrome and pain: protocol for a randomised controlled trial of exercise and
36 corticosteroid injection (the SUPPORT trial). *BMC Musculoskelet Disord*. 2014;15:81.
37
38 8. Dakin H, Gray A 2017 Economic evaluation of factorial randomised controlled trials:
39 challenges, methods and recommendations *Stat Med* 2017;36:2814-2830
40
41 9. Opong R, Jowett S, Nicholls E, Whitehurst DG, Hill S, Hammond A, et al. Joint
42 protection and hand exercises for hand osteoarthritis: an economic evaluation comparing
43 methods for the analysis of factorial trials. *Rheumatology*. 2014;54:876-83.
44
45 10. Curtis L. Unit Costs of Health and Social Care 2012 PSSRU. University of Kent:
46 Canterbury. 2012.
47
48 11. BMJ Group. British National Formulary (BNF) 66. London: BMJ Group and RPS
49 Publishing . 2012.
50
51 12. NHS reference cost 2012/2013 [https://www.gov.uk/government/publications/nhs-](https://www.gov.uk/government/publications/nhs-reference-costs-2012-to-2013)
52 [reference-costs-2012-to-2013](https://www.gov.uk/government/publications/nhs-reference-costs-2012-to-2013) (accessed 16/07/2018)
53
54
55
56
57
58
59
60

13. Stevenson, K., Jackson, S., Shufflebotham, J., Roddy, E. and Foster, N.E., Development and delivery of a physiotherapist-led exercise intervention in a randomised controlled trial for subacromial impingement syndrome (the SUPPORT trial). *Physiotherapy*, 2017;103:379-386.
14. Herdman M, Gudex C, Lloyd A, Janssen MF, Kind P, Parkin D, et al. Development and preliminary testing of the new five-level version of EQ-5D (EQ-5D-5L). *Qual Life Res*. 2011;20:1727-36.
15. NICE: Position statement on use of the EQ-5D-5L valuation set 2017 <https://www.nice.org.uk/about/what-we-do/our-programmes/nice-guidance/technology-appraisal-guidance/eq-5d-5l> (accessed 20/02/2019)
16. Van Hout B, Janssen MF, Feng YS, Kohlmann T, Busschbach J, Golicki D, et al. Interim scoring for the EQ-5D-5L: mapping the EQ-5D-5L to EQ-5D-3L value sets. *Value in health*. 2012 Jul 1;15(5):708-15.
17. Rubin DB. *Multiple imputation for nonresponse in surveys*. New York, USA: John Wiley & Sons 1987.
18. White IR, Royston P, Wood AM. Multiple imputation using chained equations: Issues and guidance for practice *Stat Med* 2011; 30: 337-99.
19. Matthews J, Altman DG, Campbell MJ, Royston P. Analysis of serial measurements in medical research. *BMJ* 1990;300:230-5.
20. Manca A, Hawkins N, Sculpher MJ. Estimating mean QALYs in trial based cost effectiveness analysis: the importance of controlling for baseline utility. *Health Econ*. 2005;14:487-496.
21. Van Hout BA, Al MJ, Gordon GS, Rutten FF. Costs, effects and C/E-ratios alongside a clinical trial. *Health Econ* 1994;3:309-19.
22. STATA 2012 StataCorp. LP. Stata/IC 12.1 for Windows. 2012
23. Standard Occupational Classification (SOC) 2000 <http://www.ons.gov.uk/ons/guide-method/classifications/archived-standard-classifications/standard-occupational-classification-2000/about-soc-2000/index.html>
24. Devlin NJ, Shah KK, Feng Y, Mulhern B, van Hout B. Valuing health-related quality of life: An EQ-5 D-5 L value set for E nglan. *Health economics*. 2018 Jan;27(1):7-22.
25. Roddy E, Ogollah R, Oppong R, Zwierska I, Datta P, Hall A et al. Optimising the outcome of exercise and corticosteroid injection in patients with subacromial impingement syndrome: a factorial randomised trial *Br J Sports Med* <http://dx.doi.org/10.1136/bjsports-2019-101268>
26. Dakin H, Wordsworth S. Cost-Minimisation Analysis Versus Cost-Effectiveness Analysis, Revisited. *Health Econ* 2013;22:22-34

1
2
3 27. Whitehurst DGT, Bryan S Trial-based and economic analyses: the unhelpful quest for
4 conformity. *Trials* 2013;14:421
5

6
7 28. National Institute for Health and Care Excellence. *Guide to the Methods of Technology*
8 *Appraisal*. London, UK: National Institute for Health and Care Excellence, 2013.
9

10
11 29. Brazier JE, Harper R, Munro J, Walters SJ, Snaith ML. Generic and condition-specific
12 outcome measures for people with osteoarthritis of the knee. *Rheumatology* 1999;38:870-7.
13

14
15 30. Opong R, Jowett S, Nicholls E, Whitehurst DG, Hill S, Hammond A, et al. Joint
16 protection and hand exercises for hand osteoarthritis: an economic evaluation comparing
17 methods for the analysis of factorial trials. *Rheumatology*. 2014;54:876-83.
18
19
20
21
22
23
24
25
26
27
28
29
30
31
32
33
34
35
36
37
38
39
40
41
42
43
44
45
46
47
48
49
50
51
52
53
54
55
56
57
58
59
60

For Peer Review

Table 1: Mean health care cost (SD) per patient over 12 months (complete cases) (£, 2019 prices)

	Injection intervention group			Exercise intervention group		
	US-guided (n=95)	Unguided (n=99)	Mean difference (95% CI)	Physiotherapist- led (n=95)	Advice and Exercise Leaflet (n=99)	Mean difference (95% CI)
Intervention cost ^a	186.01 (126.50)	107.12 (127.33)	78.89 (41.98, 113.59)	258.92 (96.73)	37.15 (36.58)	221.77 (196.45, 241.00)
PRIMARY CARE CONTACTS						
General Practitioner	39.16 (75.27)	43.30 (97.90)	-4.14 (-28.39, 20.59)	28.01 (70.66)	53.99 (99.52)	-25.98 (-49.65, -3.08)
Practice Nurse	1.28 (11.11)	0.58 (4.16)	0.70 (-0.84, 3.99)	1.21 (9.73)	0.92 (6.73)	0.29 (-1.69, 3.46)
Other professionals in GP practice	14.48 (40.98)	22.58 (59.73)	-8.10 (-22.99, 4.19)	24.52 (58.25)	12.94 (43.47)	11.58 (-2.64, 26.78)
SECONDARY CARE CONTACTS						
Physiotherapist ^b	37.27 (86.59)	32.69 (86.02)	4.58 (-20.45, 27.03)	53.31 (102.03)	17.30 (63.03)	36.01 (14.52, 62.41)
NHS consultants	26.97 (60.56)	49.08 (93.36)	-22.11 (-43.75, -1.21)	38.15 (74.24)	38.34 (76.12)	-0.19 (-23.44, 21.53)
Private consultants and Physiotherapists	18.07 (83.84)	8.98 (35.80)	9.09 (-5.96, 30.28)	6.17 (27.97)	20.40 (84.94)	-14.23 (-38.09, -0.79)
Other professional in NHS hospitals	1.58 (11.87)	2.07 (11.14)	-0.49 (-3.61, 2.93)	1.46 (11.81)	2.20 (11.19)	-0.74 (-3.82, 2.81)
REPEAT INJECTIONS						
Repeat Injections in NHS	35.96 (98.07)	51.07 (118.07)	-15.11 (-45.35, 17.64)	33.08 (104.93)	53.83 (111.82)	-20.75 (-50.81, 8.58)
Repeat Injections in private practice	1.43 (14.02)	-	1.43 (0, 5.88)	-	1.38 (13.73)	-1.38 (-5.11, 0)
DIAGNOSTIC TESTS						
Diagnostic tests in NHS	36.27 (105.24)	72.97 (144.77)	-36.70 (-70.06, -5.69)	45.44 (114.17)	64.18 (139.89)	-18.74 (-53.69, 17.34)
Diagnostic tests in private practice	-	1.76 (12.98)	-1.76 (-5.38, 0)	-	1.76 (12.98)	-1.76 (-4.96, 0)

MEDICATION						
Prescribed medication	5.70 (16.62)	7.80 (16.96)	-2.10 (-6.74, 2.51)	3.71 (7.19)	9.71 (22.08)	-6.00 (-10.86, -1.78)
Over the counter medication	10.15 (20.01)	18.86 (57.93)	-8.71 (-22.80, 1.11)	13.85 (45.62)	15.31 (42.19)	-1.46 (-12.94, 11.17)
WORK RELATED OUTCOMES						
Productivity costs	388.06 (1638.82)	823.56 (3924.91)	-435.50 (-1472.23, 239.61)	562.54 (2713.56)	656.13 (3317.80)	-93.59 (-1044.70, 654.54)
TOTAL COSTS						
Total health care costs ^c (n=256)	428.01 (322.83)	412.12 (366.09)	15.89 (-59.36, 109.86)	498.06 (326.05)	342.07 (346.11)	155.99 (69.03, 241.93)

^a This cost takes into account the fact that participants had more than one intervention e.g. US guided injection plus physiotherapist-led exercise ^b Visits associated with the intervention have been excluded ^c Costs have been imputed

1
2
3
4
5
6
7
8
9
10
11
12
13
14
15
16
17
18
19
20
21
22
23
24
25
26
27
28
29
30
31
32
33
34
35
36
37
38
39
40
41
42
43
44
45
46

Table 2: Mean health outcomes (SD) over 12 months (imputed data)

	Injection intervention group			Exercise intervention group		
	US-guided (n=128)	Unguided (n=128)	Mean difference (95% CI)	Physiotherapist-led (n=128)	Advice & exercise leaflet (n=128)	Mean difference (95% CI)
EQ-5D scores						
Baseline	0.494 (0.255)	0.501 (0.235)	-0.007 (-0.065, 0.052)	0.504 (0.243)	0.492 (0.247)	0.012 (-0.042, 0.078)
6 weeks	0.599 (0.240)	0.574 (0.236)	0.025 (0.031, 0.080)	0.601 (0.242)	0.572 (0.234)	0.029 (-0.025, 0.087)
6 months	0.577 (0.245)	0.549 (0.261)	0.028 (-0.031, 0.088)	0.584 (0.246)	0.541 (0.259)	0.043 (-0.018, 0.103)
12 months	0.599 (0.248)	0.594 (0.271)	0.005 (-0.058, 0.066)	0.606 (0.268)	0.588 (0.252)	0.018 (-0.052, 0.081)
Total QALYs	0.584 (0.225)	0.564 (0.230)	0.020 (-0.035, 0.072)	0.594 (0.227)	0.555 (0.226)	0.039 (-0.013, 0.097)
Total adjusted QALYs^a	0.586	0.562	0.024 (-0.018, 0.066)	0.589	0.558	0.031 (-0.010, 0.073)

^aQALYs adjusted for baseline utility

Table 3: Cost-utility analysis (imputed data)

	Injection intervention group			Exercise intervention group		
	US-guided (n=128)	Unguided (n=128)	Mean difference (Confidence Interval)	Physiotherapist-led (n=128)	Advice & Exercise Leaflet (n=128)	Mean difference (Confidence Interval)
	Mean	Mean		Mean	Mean	
HEALTHCARE PERSPECTIVE						
Cost	£428.01	£412.12	£15.89 (-59.36, 109.86)	£498.06	£342.07	£155.99 (69.02, 241.93)
QALYs ^a	0.586	0.562	0.024 (-0.018, 0.066)	0.589	0.558	0.031 (-0.010, 0.073)
ICER	£662 per QALY gained			£5,031 per QALY gained		
NHS PERSPECTIVE						
Cost	£398.25	£382.04	£15.85 (-64.32, 90.22)	£476.02	£304.27	£171.75 (98.44, 251.88)
QALYs ^a	0.586	0.562	0.024 (-0.018, 0.066)	0.589	0.558	0.031 (-0.010, 0.073)
ICER	£660 per QALY gained			£5,540 per QALY gained		

^a Adjusted for baseline utility

Table 4: Cost-utility analysis “within the table” analysis

	<u>Cost (£)*</u>	<u>QALY</u>	<u>QALY**a</u>	<u>ICER</u>
<u>Health care perspective</u>				
<u>Unguided injection and advice and exercise leaflet (n=64)</u>	<u>385.31 (397.70)</u>	<u>0.545 (0.236)</u>	<u>0.542</u>	<u>Dominated by Ultrasound-guided injection and advice and exercise leaflet ^b</u>
<u>Ultrasound-guided injection and advice and exercise leaflet (n=64)</u>	<u>298.82 (281.99)</u>	<u>0.564 (0.218)</u>	<u>0.575</u>	<u>Dominates Unguided injection and advice and exercise leaflet ^b</u>
<u>Unguided injection and Physiotherapist-led exercise (n=64)</u>	<u>438.92 (332.49)</u>	<u>0.583 (0.224)</u>	<u>0.582</u>	<u>£20,014 per QALY gained ^c</u>
<u>Ultrasound-guided injection and Physiotherapist-led exercise (n=64)</u>	<u>557.20 (310.90)</u>	<u>0.604 (0.232)</u>	<u>0.601</u>	<u>£6,225.26 per QALY gained ^d</u>
<u>NHS perspective</u>				
	<u>Cost*</u>	<u>QALY</u>	<u>QALY**a</u>	<u>ICER</u>
<u>Unguided injection and advice and exercise leaflet (n=64)</u>	<u>347.87 (385.17)</u>	<u>0.545 (0.236)</u>	<u>0.542</u>	<u>Dominated by Ultrasound-guided injection and advice and exercise leaflet ^b</u>
<u>Ultrasound-guided injection and advice and exercise leaflet (n=64)</u>	<u>260.66 (220.67)</u>	<u>0.564 (0.218)</u>	<u>0.575</u>	<u>Dominates Unguided injection and advice and exercise leaflet ^b</u>
<u>Unguided injection and Physiotherapist-led exercise (n=64)</u>	<u>416.21 (324.81)</u>	<u>0.583 (0.224)</u>	<u>0.582</u>	<u>£22,221.43 per QALY gained ^c</u>

<u>Ultrasound-guided injection and</u>	<u>535.83 (305.61)</u>	<u>0.604 (0.232)</u>	<u>0.601</u>	<u>£6,295 per QALY gained</u> ^d
<u>Physiotherapist-led exercise (n=64)</u>				

*Cost and QALYs imputed^a Adjusted for baseline utility^b Ultrasound-guided injection and advice and exercise leaflet versus Unguided injection and advice and exercise leaflet^c Unguided injection and Physiotherapist-led exercise versus Ultrasound-guided injection and advice and exercise leaflet^d Ultrasound-guided injection and Physiotherapist-led exercise versus Unguided injection and Physiotherapist-led exercise

For Peer Review

Figure 1: Cost-effectiveness plane

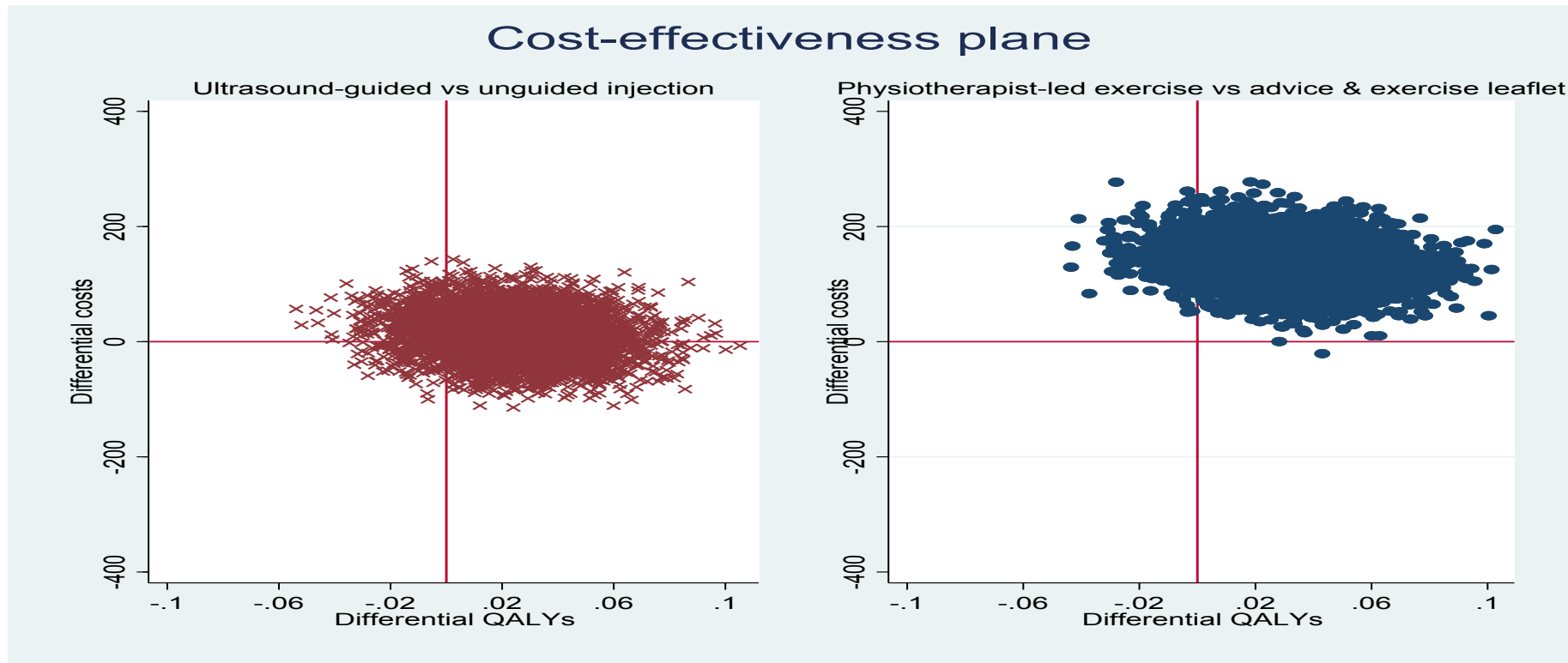
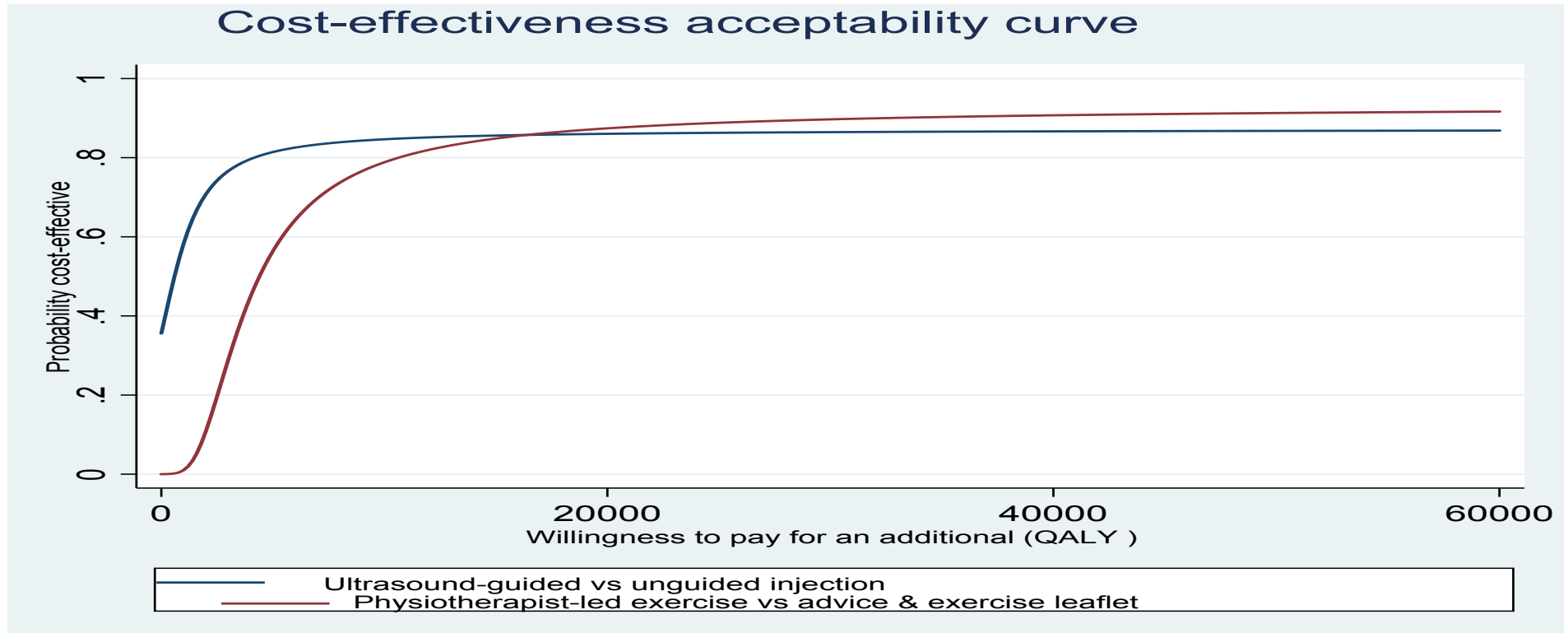


Figure 2: Cost-effectiveness acceptability curve



1
2
3
4
5
6
7
8
9
10
11
12
13
14
15
16
17
18
19
20
21
22
23
24
25
26
27
28
29
30
31
32
33
34
35
36
37
38
39
40
41
42
43
44
45
46

For Peer Review

1
2
3 **The cost-effectiveness of different approaches to exercise and corticosteroid injection for**
4
5 **Subacromial pain (impingement) syndrome**
6
7
8
9

10
11 **Authors:**
12

13 Raymond Oppong^{1,4}, Sue Jowett^{1,4}, Martyn Lewis^{1,3}, Edward Roddy^{1,2}, Reuben O Ogollah^{1,3}, Irena
14 Zwierska^{1,3}, Praveen Datta⁵, Alison Hall¹, Elaine Hay^{1,2}, Julie Shufflebotham^{1,6}, Kay Stevenson^{1,2},
15 Danielle A van der Windt¹, Julie Young^{1,3}, Nadine E Foster^{1,3}.
16
17
18
19

20
21 **Author affiliations:**
22

23 ¹Primary Care Centre Versus Arthritis, School of Primary, Community and Social Care, Keele
24 University, Keele, Staffordshire, UK.
25
26

27
28 ²Haywood Academic Rheumatology Centre, Haywood Hospital, Midlands Partnership NHS
29 Foundation Trust, Stoke-on-Trent, Staffordshire, UK.
30
31

32 ³Keele Clinical Trials Unit, David Weatherall Building, Keele University, Staffordshire, UK.
33

34 ⁴Health Economics Unit, Institute for Applied Health Research, University of Birmingham,
35 Birmingham, UK.
36
37

38 ⁵Department of Radiology, University Hospital of North Midlands NHS Trust, Stoke-on-Trent,
39 Staffordshire, UK.
40
41

42
43 ⁶ Midlands Partnership NHS Foundation Trust, Newcastle-under-Lyme, Staffordshire, UK
44
45

46
47 **Corresponding author:**

48 Dr Sue Jowett, Health Economics Unit, Institute of Applied Health Research, University of
49 Birmingham, B15 2TT
50

51 e-mail: s.jowett@bham.ac.uk
52

53
54
55
56 ORCID iD: 0000-0001-8936-3745
57
58
59
60

Abstract:

Objectives: To determine whether physiotherapist-led exercise intervention and ultrasound-guided subacromial corticosteroid injection is cost-effective when compared to standard advice and exercise leaflet and unguided injection in patients with subacromial pain (impingement) syndrome.

Methods: An incremental cost–utility analysis using patient responses to the five-level EuroQoL-5D (EQ-5D-5L) questionnaire was undertaken from a health care perspective alongside a 2x2 factorial randomised trial with 256 participants over a 12-month follow-up period. Uncertainty was explored through the use of cost-effectiveness acceptability curves.

Results: The cost–utility analysis indicated that physiotherapist-led exercise was associated with an incremental cost of £155.99 (95% CI: 69.02 to 241.93) and 0.031 (95% CI: –0.01 to 0.07) additional quality-adjusted life-years (QALYs), an incremental cost-effectiveness ratio (ICER) of £5,031 per QALY gained and an 85% chance of being cost-effective at a threshold of £20,000 per QALY gained compared to the advice and exercise leaflet. Ultrasound-guided injection was associated with an incremental cost of £15.89 (95% CI: –59.36 to 109.86) and 0.024 (95% CI: –0.02 to 0.07) additional QALYs, an ICER of £662 per QALY gained and a 83% chance of being cost-effective at a threshold of £20,000 per QALY gained compared to unguided injection.

Conclusion: Physiotherapist-led exercise was cost-effective compared to the advice and exercise leaflet, and ultrasound-guided injection was cost-effective when compared to unguided injection.

Clinical trial registration number: ISRCTN (42399123)

Keywords: Cost-effectiveness, Subacromial pain (impingement) syndrome , Exercise, Corticosteroid injection, EQ-5D

1
2
3
4
5
6 Rheumatology key messages:
7
8

- 9
- 10 • Guidelines recommend non-surgical options for the management of Subacromial pain
11 (impingement) syndrome.
12
 - 13 • Physiotherapist-led exercise and ultrasound-guided corticosteroid injection appear to
14 increase costs but lead to improved quality of life compared to unguided injection and
15 advice and exercise leaflet.
16
 - 17 • Physiotherapist-led exercise and ultrasound-guided injection are likely to be cost-
18 effective.
19
20
21
22
23
24
25
26
27
28
29
30
31
32
33
34
35
36
37
38
39
40
41
42
43
44
45
46
47
48
49
50
51
52
53
54
55
56
57
58
59
60

Introduction

Subacromial pain (impingement) syndrome (SAPS) is the most common cause of shoulder pain. The prevalence of SAPS increases with age and places a substantial burden on health systems, with estimates from GP consultations suggesting that approximately 16% of adults reporting musculoskeletal pain had shoulder pain [1-2]. Shoulder pain poses a considerable burden to society, accounting for a substantial number of days off work and associated productivity costs [3-4]. Treatment guidelines recommend initial non-surgical management including education/self-management advice, exercise, corticosteroid injection, and analgesia [5-6].

In order to explore how to optimise outcomes from exercise and subacromial corticosteroid injection, a randomised controlled trial was conducted to assess whether better improvements in pain and function were obtained with (1) a physiotherapist-led, individualised, supervised and progressed exercise programme versus a standardised advice and exercise leaflet, and (2) ultrasound-guided subacromial corticosteroid injection versus unguided injection. The clinical results of the trial showed that physiotherapist-led exercise was more effective than an exercise leaflet whilst ultrasound-guidance conferred no additional benefit over unguided corticosteroid injection [7]. In addition to establishing the effectiveness of interventions for the management of shoulder pain, it is also important to determine whether these interventions offer value for money. Previous studies assessing the cost-effectiveness of interventions for the treatment of SAPS have focused on a comparison of corticosteroid injection and exercise [2] and have not compared different methods of guiding corticosteroid injection, nor the manner in which the exercise intervention was delivered.

The primary aim of this economic analysis was to determine whether a physiotherapist-led exercise intervention is cost-effective compared to a standard advice and exercise leaflet, and

1
2
3 whether ultrasound-guided subacromial corticosteroid injection is cost-effective when
4 compared to unguided injection.
5
6

7 8 **Methods** 9

10
11 A within-trial economic evaluation was conducted alongside a 2x2 factorial randomised trial
12 in patients with SAPS [7]. Using block randomisation, participants who met the inclusion
13 criteria were randomly assigned on a 1:1:1:1 basis to one of four interventions:
14
15
16
17

- 18
19 1. Ultrasound-guided subacromial corticosteroid injection and physiotherapist-led
20 individualised, supervised and progressed exercise.
21
22
- 23
24 2. Ultrasound-guided subacromial corticosteroid injection and an advice and exercise
25 leaflet.
26
27
- 28
29 3. Unguided subacromial corticosteroid injection and physiotherapist-led individualised,
30 supervised and progressed exercise
31
32
- 33
34 4. Unguided subacromial corticosteroid injection and an advice and exercise leaflet.
35

36
37 The main outcome for the economic analysis was the quality-adjusted life-year (QALY), over
38 a 12-month follow-up period. The base case analysis was carried out from a health care
39 perspective including health care costs incurred by the NHS and patients. To be consistent with
40 the clinical study, the ‘at the margins’ approach which assumes that interventions are
41 independent was adopted for the base case scenario [8-9]. The trial, including this economic
42 analysis, was approved by The Black Country Research Ethics Committee (10/H1202/72).
43
44
45
46
47
48
49
50
51
52
53
54
55
56
57
58
59
60
Trial registration number (ISRCTN42399123).

Data collection

Resource use and costs

Data on health care resource use were obtained from participant responses to self-report questionnaires administered at 6 weeks, 6 months and 12 months. Resource use data concentrated on visits to health care professionals in primary and secondary care, medical investigations/interventions, and both prescribed and over the counter medications. Data obtained from questionnaire responses were aggregated to generate overall resource use over the 12-month follow-up period. The questionnaires also requested information on time off work over 12 months which was used to estimate productivity losses.

Unit cost data were obtained from the following sources: British National Formulary, NHS reference costs and the PSSRU publication on unit cost of health and social care [10-12] (Supplementary Table 1). 2012/2013 costs were inflated to 2019 prices using the consumer price index.

Trial intervention cost

Information on the intervention costs was obtained from trial data and all resources required to deliver the interventions were determined.

Physiotherapist-led exercise versus advice and leaflet: For the physiotherapist visits, the unit cost associated with a contact with the physiotherapist was multiplied by the number of physiotherapy contacts. Information on the number of physiotherapist contacts was obtained from case report forms that physiotherapists completed. For the advice and exercise leaflet, only the cost associated with the leaflet was included since all participants had the index consultation where the injection was performed on all patients. Full details of the intervention can be found elsewhere [13].

1
2
3 *Ultrasound versus unguided injection:* It was assumed that since all patients had a similar
4 injection, the only difference between the ultrasound and unguided injection was the cost of
5 the ultrasound. The cost of the ultrasound machine was estimated to be £35,000, and in order
6 to work out a cost per patient, it was assumed that the life expectancy of the machine is 6 years
7 and that the machine is used about 1872 times a year (this value was obtained through
8 consultation with experts). Applying the annuity factor at an interest rate of 3%, the cost of the
9 ultrasound machine per patient was £3.45.

20 **Health Outcomes**

21
22
23 Using participant responses to the 5-level version of the EQ-5D-5L questionnaire [14], quality
24 of life was measured at baseline, 6 weeks, 6 months and 12 months. EQ-5D-5L was mapped
25 back to the EQ-5D 3L valuation set as currently recommended by NICE [15] and used to
26 generate the EQ-5D index scores which were then used to derive QALYs. The mapping
27 algorithm developed by Van Hout et al. 2012 was used for this purpose [16].
28
29
30
31
32
33

35 **Statistical Analysis**

36
37
38 The economic analysis was carried out on an intention to treat basis, with the aim to estimate
39 the difference in costs and QALYs between the physiotherapist-led exercise intervention and
40 the advice and exercise leaflet and between the ultrasound-guided and unguided subacromial
41 corticosteroid injections. Over the 12-month period, missing EQ-5D scores and costs at one or
42 more of the time points were accounted for using multiple imputation methodology to impute
43 25 separate datasets [17]. The number of datasets were chosen in order to adequately account
44 for the level of missing data in the study. The approach adopted in this study used chained
45 equations with predictive mean matching in order to ensure that the missing values are aligned
46 to the nearest best-fitting values in the dataset [18]. This approach is particularly useful for cost
47 and EQ-5D data which have skewed distributions, and ensures that imputed values do not go
48
49
50
51
52
53
54
55
56
57
58
59
60

1
2
3 out of the plausible range. The coefficients were then pooled across the multiply imputed
4 datasets using the Rubin's rule to obtain single estimates of the corresponding population
5 parameters [17].
6
7
8
9

10
11
12
13 The imputation model was fitted with gender, age, smoking status at baseline, baseline SPADI
14 score and health status at baseline as predictors. Using the area under the curve approach [19],
15 QALYs over the 12-month period were estimated for each participant. Total health care costs
16 over the 12-month period were calculated by multiplying the resource items by the respective
17 unit cost and summing over all resource use items. Differences in mean costs and QALYs
18 between trial arms were estimated and QALYs were adjusted to control for imbalances in
19 baseline utility between the interventions [20].
20
21
22
23
24
25
26
27
28

29
30 Incremental cost effectiveness ratios (ICERs) were estimated by dividing the difference in
31 mean cost between two interventions (*physiotherapist-led exercise versus advice and exercise*
32 *leaflet and ultrasound-guided versus unguided injection*) by the difference in mean QALYs.
33
34
35
36
37 Non-parametric bootstrapping was used to illustrate and quantify uncertainty. To determine the
38 probability of an intervention being deemed cost-effective compared to an alternative
39 intervention (*physiotherapist-led exercise versus advice and exercise leaflet and ultrasound-*
40 *guided versus unguided injection*), cost-effectiveness acceptability curves (CEACs) were
41 constructed [21]. This shows the probability that an intervention is cost-effective, relative to
42 the chosen comparator, across a range of values that represent a decision makers' willingness
43 to pay for an additional QALY. All the analyses were carried out in STATA version 12 [22].
44
45
46
47
48
49
50
51
52
53

54 Costs for productivity losses were computed through the human capital approach using data
55 collected on time off work and employment. Productivity losses were obtained by the product
56 of lost productivity time and the mean hourly wage of patients classified from data on wages
57
58
59
60

1
2
3 corresponding to self-reported baseline occupation (derived from the Annual Surveys of Health
4 Evaluation by the Office of National Statistics and based on classification codes under the UK
5 Socio-Economic Occupation Classification, SOC 2000) [23].
6
7
8
9

10 Sensitivity analysis was carried out and had three main foci: First, cost-utility analysis was
11 conducted from a UK NHS perspective by excluding private health care costs. Second, as there
12 is a lack of consensus with respect to methods for conducting economic evaluation alongside
13 factorial trials, an alternative approach ('within the table') to analysing the factorial trial
14 treatment options was undertaken. The 'within the table' approach assumes that there is an
15 interaction between the treatments, and considers all four arms of the trial as separate
16 interventions [8-9]. With this analysis, the interventions were ordered in terms of increasing
17 QALYs and compared incrementally. The most cost-effective option was selected based on the
18 principles of dominance (where an intervention is less costly and more effective than the
19 comparator(s)) and extended (weak) dominance (where an intervention is ruled out if the ICER
20 is greater than that of a more effective intervention). Third, cost-utility analysis was conducted
21 using EQ-5D scores generated from the EQ-5D-5L tariff published by Devlin et al. 2018 [24]
22
23
24
25
26
27
28
29
30
31
32
33
34
35
36
37
38
39
40
41

42 **Results**

43
44 A total of 256 participants were randomised (64 per arm) to one of the four intervention arms.
45 The mean age of participants across all arms was 53.8 years (S.D. 10.2) and 52% of participants
46 were female. The mean (SD) total Shoulder Pain and Disability Index (SPADI) score at
47 baseline was 61.1 (18.1). Full details of other baseline characteristics can be found elsewhere
48
49
50
51
52
53 [25].
54
55
56
57
58
59
60

Resource use and costs

Complete resource use data were obtained for 194 participants (76%). This ranged from 72% in the ultrasound-guided injection and physiotherapist-led exercise arm to 78% in the unguided injection and advice and exercise leaflet arm. A full breakdown of patient responses at each follow-up time point can be found elsewhere [25]. Compared to the advice and exercise leaflet group, significantly fewer visits to the GP were made during the 12 month follow-up period in the physiotherapist-led exercise group. The unguided injection group made more visits to a hospital nurse and specialist over the 12 month follow-up period compared to the ultrasound-guided injection group (Supplementary Table 2). With the exception of diclofenac which was significantly lower in the physiotherapist-led exercise arm, there was no significant difference in prescription medication use across trial arms (Supplementary Table 3). Private health care resource use is presented in Supplementary Table 4.

Mean NHS and private costs per participant by trial arm over the 12-month period prior to imputation are presented in Table 1. Health care costs were higher in the physiotherapist-led exercise group compared to the advice and exercise leaflet group and also in the ultrasound-guided injection group compared to the unguided injection group.

Health outcomes

Health outcomes (EQ-5D and QALYs) using the imputed dataset are presented in table 2. A total of 131 (54%) participants provided complete EQ-5D responses at all time-points. This ranged from 47% in the unguided injection and physiotherapist-led exercise arm to 61% in the ultrasound-guided injection and physiotherapist-led exercise arm. However, it should be noted that the majority of those with missing values were missing just one EQ-5D score. There was an improvement in health outcomes over time, with scores obtained at 12-months higher than the baseline scores in all four arms. With respect to QALYs over the 12-month period, higher scores were obtained in the physiotherapist-led exercise and ultrasound-guided injection

1
2
3 groups when compared to the advice and exercise leaflet and unguided injection groups,
4
5 respectively. After adjusting for baseline utility, similar results were obtained.
6
7

8 **Cost-utility analysis**

9
10 The results from the cost-effectiveness analysis using the imputed dataset showed that
11
12 physiotherapist-led exercise was more expensive (cost difference £155.99) and more effective
13
14 (QALY difference 0.031) than the advice and exercise leaflet. The resulting ICER was £5,031
15
16 per QALY gained (Table 3) with an 85% chance of physiotherapist-led exercise being cost-
17
18 effective at a cost-effectiveness threshold of £20,000 per QALY gained (Figures 1 and 2).
19
20
21
22
23
24
25
26
27
28
29
30
31
32
33
34
35
36
37
38
39
40
41
42
43
44
45
46
47
48
49
50
51
52
53
54
55
56
57
58
59
60
Ultrasound-guided injection was also more expensive (cost difference £15.89) and more
effective (QALY difference 0.024) than unguided injection. The resulting ICER was £662 per
QALY gained (Table 3) with an 83% chance of ultrasound-guided injection being cost-
effective at a willingness to pay threshold of £20,000 per QALY gained (Figures 1 and 2).

32 **Time off work and Productivity Losses**

35
36
37
38
39
40
41
42
43
44
45
46
47
48
49
50
51
52
53
54
55
56
57
58
59
60
Participants in the advice and exercise leaflet and unguided injection groups took more time
off work than those in the physiotherapist-led exercise and ultrasound-guided injection groups.
Productivity losses in terms of lost wages were also higher in the advice and exercise leaflet
and unguided injection groups. However, these differences were not statistically significant
(Supplementary Table 4 and Table 1).

47 **Sensitivity Analysis**

50
51
52
53
54
55
56
57
58
59
60
From a UK NHS perspective, the results obtained were similar to the base case analysis i.e.
physiotherapist-led exercise was cost-effective compared to providing an advice and exercise
leaflet and ultrasound-guided injection was cost-effective compared to unguided injection
(Table 3). Results from the 'within the table' analysis showed that a combination of ultrasound-
guided injection and physiotherapist-led exercise was the most cost-effective intervention

1
2
3 (£6,225 per QALY gained), supporting findings from the base case analysis (Table 4). The
4
5 results obtained when the EQ-5D-5L tariff [24] was used are similar to those obtained with the
6
7 mapping algorithm [16] and support the finding that physiotherapist-led exercise is cost-
8
9 effective compared to the advice and exercise leaflet, and ultrasound-guided injection is cost-
10
11 effective when compared to unguided injection (Supplementary Tables 5 and 6).
12
13
14
15
16
17

18 **Discussion**

19 **Summary of the main findings**

20
21 This health economic evaluation showed that for the management of SAPS, physiotherapist-
22
23 led exercise was cost-effective compared to the advice and exercise leaflet and ultrasound-
24
25 guided injection was cost-effective when compared to unguided injection. Sensitivity analysis
26
27 using the within-the-table analysis yielded similar results to the at-the-margins approach
28
29 indicating that the choice of method did not change the findings of the health economic
30
31 analysis. Similar findings with respect to the choice of method have been obtained in previous
32
33 studies [8]. A previous economic evaluation showed that a combination of injection and
34
35 exercise was cost-effective compared to exercise alone [2]. The results from this study add to
36
37 this evidence by showing that the approach to providing exercise (physiotherapist-led,
38
39 individualised, progressed and supervised exercise rather than through a standardised advice
40
41 and exercise leaflet) and injection (guided using ultrasound rather than unguided) is important
42
43 in terms of increasing their cost-effectiveness.
44
45
46
47
48
49

50
51 The results of the trial on which the economic evaluation is based showed that physiotherapist-
52
53 led exercise was more effective than an exercise leaflet whilst ultrasound-guidance conferred
54
55 no additional benefit over unguided corticosteroid injection [25]. The health economic results
56
57 are similar in terms of the comparison between physiotherapist-led exercise and the advice and
58
59 exercise leaflet, but different in terms of the comparison between ultrasound-guided and
60

1
2
3 unguided injection. It is however important to note that the primary outcome of the clinical
4 trial was the Shoulder Pain and Disability Index whilst that of the economic evaluation was
5 total QALYs obtained from EQ-5D. Although the difference in QALYs obtained for both
6 comparisons was very small and not statistically significant, the agreed approach in health
7 economics is to conduct a cost-effectiveness analysis with costs and effects estimated jointly
8 [26]. Whilst clinical research focuses on hypothesis testing, economic evaluation is aimed at
9 estimation which may produce contradictory results as was seen in this study with the injection
10 comparison [27]. An important issue which the results of this study raise relates to whether the
11 use of generic quality of life measures such as the EQ-5D are sufficient for assessing the cost-
12 effectiveness of interventions in this clinical syndrome. Previous research has shown that
13 generic quality of life measures may be insensitive to changes in some disease areas including
14 musculoskeletal conditions such as osteoarthritis (OA) [28-30].

31 **Strengths and weaknesses of the study**

32
33 A strength of the study is the factorial nature of the trial, which enabled us to compare four
34 interventions within the same analysis.

35
36
37 A possible limitation of the economic analysis is the fact that the cost of training clinicians to
38 perform ultrasound-guided injection was not included in the analysis and it could be argued
39 that this may have under-estimated the cost of the ultrasound-guided injection. The cost and
40 time required to train clinical staff to perform ultrasound-guided injections is a potential barrier
41 to services. However, it should be noted that there are a number of difficulties associated with
42 the estimation of a per patient training cost within economic evaluation studies and also the
43 training received by clinicians would be used for a large number of patients over a number of
44 years which would result in a low mean cost per patient. A further limitation was that only 76%
45 of participants had complete data at all time-points, however, the missing data were accounted
46 for using multiple imputations.

Meaning of the results

This health economic analysis has shown that physiotherapist-led exercise and ultrasound-guided injection are more cost-effective treatment options for SAPS than an advice and exercise leaflet or unguided shoulder injection respectively. However, this conclusion should be interpreted in the light of the clinical results which showed that physiotherapist-led exercise conferred superior benefits for patients compared to the advice and leaflet yet ultrasound guided injection conferred no additional benefit over unguided injection [25].

Acknowledgements: This project was undertaken with the support of Keele Clinical Trials Unit, Keele University, UK. The authors would like to thank Kris Clarkson, Treena Larkin, and Sue Weir. We would also like to thank the clinicians, managerial and administrative staff of the Midlands Partnership NHS Foundation Trust, and members of the trial steering committee and data monitoring committee.

Funding: This paper presents independent research funded by the National Institute for Health Research (NIHR) under its Research for Patient Benefit programme (Grant Reference Number PB-PG-1207-15064) and the Arthritis Research UK Primary Care Centre grant (Grant Number 18139). NEF and EMH are both NIHR Senior Investigators. NEF was supported through an NIHR Research Professorship (NIHR-RP- 011-015). The views expressed are those of the authors and not necessarily those of the NHS, the NIHR or the Department of Health and Social Care.

Conflicts of interest: None to declare

References

1. Urwin M, Symmons D, Allison T et al. Estimating the burden of musculoskeletal disorders in the community: the comparative prevalence of symptoms at different anatomical sites, and the relation to social deprivation. *Ann Rheum Dis* 1998;57:649-55.
2. Jowett S, Crawshaw DP, Helliwell PS, Hensor EM, Hay EM, Conaghan PG. Cost-effectiveness of exercise therapy after corticosteroid injection for moderate to severe shoulder pain due to subacromial impingement syndrome: a trial-based analysis. *Rheumatology*. 2013;52:1485-91.
3. Luime JJ, Koes BW, Hendriksen IJ, Burdorf A, Verhagen AP, Miedema HS, Verhaar JA. Prevalence and incidence of shoulder pain in the general population; a systematic review. *Scand J Rheumatol*. 2004;33:73-81.
4. Van der Windt DA, Koes BW, de Jong BA, Bouter LM. Shoulder disorders in general practice: incidence, patient characteristics, and management. *Annals of the rheumatic diseases*. *Ann Rheum Dis* 1995;54:959-64.
5. Hanchard N, Cummins J, Jeffries J. Evidence-Based Clinical Guidelines for the Diagnosis, Assessment and Physiotherapy Management of Shoulder Impingement Syndrome. London: Chartered Society of Physiotherapy, 2004.
6. Kulkarni R, Gibson J, Brownson P, Thomas M, Rangan A, Carr AJ, et al. Subacromial shoulder pain. *Shoulder & Elbow*. 2015;7:135-43.
7. Roddy E, Zwierska I, Hay EM, Jowett S, Lewis M, Stevenson K, et al. Subacromial impingement syndrome and pain: protocol for a randomised controlled trial of exercise and corticosteroid injection (the SUPPORT trial). *BMC Musculoskelet Disord*. 2014;15:81.
8. Dakin H, Gray A 2017 Economic evaluation of factorial randomised controlled trials: challenges, methods and recommendations *Stat Med* 2017;36:2814-2830
9. Oppong R, Jowett S, Nicholls E, Whitehurst DG, Hill S, Hammond A, et al. Joint protection and hand exercises for hand osteoarthritis: an economic evaluation comparing methods for the analysis of factorial trials. *Rheumatology*. 2014;54:876-83.
10. Curtis L. Unit Costs of Health and Social Care 2012 PSSRU. University of Kent: Canterbury. 2012.
11. BMJ Group. British National Formulary (BNF) 66. London: BMJ Group and RPS Publishing . 2012.
12. NHS reference cost 2012/2013 <https://www.gov.uk/government/publications/nhs-reference-costs-2012-to-2013> (accessed 16/07/2018)
13. Stevenson, K., Jackson, S., Shufflebotham, J., Roddy, E. and Foster, N.E., Development and delivery of a physiotherapist-led exercise intervention in a randomised controlled trial for subacromial impingement syndrome (the SUPPORT trial). *Physiotherapy*, 2017;103:379-386.

14. Herdman M, Gudex C, Lloyd A, Janssen MF, Kind P, Parkin D, et al. Development and preliminary testing of the new five-level version of EQ-5D (EQ-5D-5L). *Qual Life Res.* 2011;20:1727-36.
15. NICE: Position statement on use of the EQ-5D-5L valuation set 2017 <https://www.nice.org.uk/about/what-we-do/our-programmes/nice-guidance/technology-appraisal-guidance/eq-5d-5l> (accessed 20/02/2019)
16. Van Hout B, Janssen MF, Feng YS, Kohlmann T, Busschbach J, Golicki D, et al. Interim scoring for the EQ-5D-5L: mapping the EQ-5D-5L to EQ-5D-3L value sets. *Value in health.* 2012 Jul 1;15(5):708-15.
17. Rubin DB. *Multiple imputation for nonresponse in surveys.* New York, USA: John Willey & Sons 1987.
18. White IR, Royston P, Wood AM. Multiple imputation using chained equations: Issues and guidance for practice *Stat Med* 2011; 30: 337-99.
19. Matthews J, Altman DG, Campbell MJ, Royston P. Analysis of serial measurements in medical research. *BMJ* 1990;300:230-5.
20. Manca A, Hawkins N, Sculpher MJ. Estimating mean QALYs in trial based cost effectiveness analysis: the importance of controlling for baseline utility. *Health Econ.* 2005;14:487-496.
21. Van Hout BA, Al MJ, Gordon GS, Rutten FF. Costs, effects and C/E-ratios alongside a clinical trial. *Health Econ* 1994;3:309-19.
22. STATA 2012 StataCorp. LP. Stata/IC 12.1 for Windows. 2012
23. Standard Occupational Classification (SOC) 2000 <http://www.ons.gov.uk/ons/guide-method/classifications/archived-standard-classifications/standard-occupational-classification-2000/about-soc-2000/index.html>
24. Devlin NJ, Shah KK, Feng Y, Mulhern B, van Hout B. Valuing health-related quality of life: An EQ-5 D-5 L value set for E nglan d. *Health economics.* 2018 Jan;27(1):7-22.
25. Roddy E, Ogollah R, Oppong R, Zwierska I, Datta P, Hall A et al. Optimising the outcome of exercise and corticosteroid injection in patients with subacromial impingement syndrome: a factorial randomised trial *Br J Sports Med* <http://dx.doi.org/10.1136/bjsports-2019-101268>
26. Dakin H, Wordsworth S. Cost-Minimisation Analysis Versus Cost-Effectiveness Analysis, Revisited. *Health Econ* 2013;22:22-34
27. Whitehurst DGT, Bryan S Trial-based and economic analyses: the unhelpful quest for conformity. *Trials* 2013;14:421

1
2
3 28. National Institute for Health and Care Excellence. Guide to the Methods of Technology
4 Appraisal. London, UK: National Institute for Health and Care Excellence, 2013.
5

6
7 29. Brazier JE, Harper R, Munro J, Walters SJ, Snaith ML. Generic and condition-specific
8 outcome measures for people with osteoarthritis of the knee. *Rheumatology* 1999;38:870-7.
9

10
11 30. Oppong R, Jowett S, Nicholls E, Whitehurst DG, Hill S, Hammond A, et al. Joint
12 protection and hand exercises for hand osteoarthritis: an economic evaluation comparing
13 methods for the analysis of factorial trials. *Rheumatology*. 2014;54:876-83.
14
15
16
17
18
19
20
21
22
23
24
25
26
27
28
29
30
31
32
33
34
35
36
37
38
39
40
41
42
43
44
45
46
47
48
49
50
51
52
53
54
55
56
57
58
59
60

For Peer Review

Table 1: Mean health care cost (SD) per patient over 12 months (complete cases) (£, 2019 prices)

	Injection intervention group			Exercise intervention group		
	US-guided (n=95)	Unguided (n=99)	Mean difference (95% CI)	Physiotherapist- led (n=95)	Advice and Exercise Leaflet (n=99)	Mean difference (95% CI)
Intervention cost ^a	186.01 (126.50)	107.12 (127.33)	78.89 (41.98, 113.59)	258.92 (96.73)	37.15 (36.58)	221.77 (196.45, 241.00)
PRIMARY CARE CONTACTS						
General Practitioner	39.16 (75.27)	43.30 (97.90)	-4.14 (-28.39, 20.59)	28.01 (70.66)	53.99 (99.52)	-25.98 (-49.65, -3.08)
Practice Nurse	1.28 (11.11)	0.58 (4.16)	0.70 (-0.84, 3.99)	1.21 (9.73)	0.92 (6.73)	0.29 (-1.69, 3.46)
Other professionals in GP practice	14.48 (40.98)	22.58 (59.73)	-8.10 (-22.99, 4.19)	24.52 (58.25)	12.94 (43.47)	11.58 (-2.64, 26.78)
SECONDARY CARE CONTACTS						
Physiotherapist ^b	37.27 (86.59)	32.69 (86.02)	4.58 (-20.45, 27.03)	53.31 (102.03)	17.30 (63.03)	36.01 (14.52, 62.41)
NHS consultants	26.97 (60.56)	49.08 (93.36)	-22.11 (-43.75, -1.21)	38.15 (74.24)	38.34 (76.12)	-0.19 (-23.44, 21.53)
Private consultants and Physiotherapists	18.07 (83.84)	8.98 (35.80)	9.09 (-5.96, 30.28)	6.17 (27.97)	20.40 (84.94)	-14.23 (-38.09, -0.79)
Other professional in NHS hospitals	1.58 (11.87)	2.07 (11.14)	-0.49 (-3.61, 2.93)	1.46 (11.81)	2.20 (11.19)	-0.74 (-3.82, 2.81)
REPEAT INJECTIONS						
Repeat Injections in NHS	35.96 (98.07)	51.07 (118.07)	-15.11 (-45.35, 17.64)	33.08 (104.93)	53.83 (111.82)	-20.75 (-50.81, 8.58)
Repeat Injections in private practice	1.43 (14.02)	-	1.43 (0, 5.88)	-	1.38 (13.73)	-1.38 (-5.11, 0)
DIAGNOSTIC TESTS						
Diagnostic tests in NHS	36.27 (105.24)	72.97 (144.77)	-36.70 (-70.06, -5.69)	45.44 (114.17)	64.18 (139.89)	-18.74 (-53.69, 17.34)
Diagnostic tests in private practice	-	1.76 (12.98)	-1.76 (-5.38, 0)	-	1.76 (12.98)	-1.76 (-4.96, 0)

MEDICATION						
Prescribed medication	5.70 (16.62)	7.80 (16.96)	-2.10 (-6.74, 2.51)	3.71 (7.19)	9.71 (22.08)	-6.00 (-10.86, -1.78)
Over the counter medication	10.15 (20.01)	18.86 (57.93)	-8.71 (-22.80, 1.11)	13.85 (45.62)	15.31 (42.19)	-1.46 (-12.94, 11.17)
WORK RELATED OUTCOMES						
Productivity costs	388.06 (1638.82)	823.56 (3924.91)	-435.50 (-1472.23, 239.61)	562.54 (2713.56)	656.13 (3317.80)	-93.59 (-1044.70, 654.54)
TOTAL COSTS						
Total health care costs ^c (n=256)	428.01 (322.83)	412.12 (366.09)	15.89 (-59.36, 109.86)	498.06 (326.05)	342.07 (346.11)	155.99 (69.03, 241.93)

^a This cost takes into account the fact that participants had more than one intervention e.g. US guided injection plus physiotherapist-led exercise ^b Visits associated with the intervention have been excluded ^c Costs have been imputed

1
2
3
4
5
6
7
8
9
10
11
12
13
14
15
16
17
18
19
20
21
22
23
24
25
26
27
28
29
30
31
32
33
34
35
36
37
38
39
40
41
42
43
44
45
46

Table 2: Mean health outcomes (SD) over 12 months (imputed data)

	Injection intervention group			Exercise intervention group		
	US-guided (n=128)	Unguided (n=128)	Mean difference (95% CI)	Physiotherapist-led (n=128)	Advice & exercise leaflet (n=128)	Mean difference (95% CI)
EQ-5D scores						
Baseline	0.494 (0.255)	0.501 (0.235)	-0.007 (-0.065, 0.052)	0.504 (0.243)	0.492 (0.247)	0.012 (-0.042, 0.078)
6 weeks	0.599 (0.240)	0.574 (0.236)	0.025 (0.031, 0.080)	0.601 (0.242)	0.572 (0.234)	0.029 (-0.025, 0.087)
6 months	0.577 (0.245)	0.549 (0.261)	0.028 (-0.031, 0.088)	0.584 (0.246)	0.541 (0.259)	0.043 (-0.018, 0.103)
12 months	0.599 (0.248)	0.594 (0.271)	0.005 (-0.058, 0.066)	0.606 (0.268)	0.588 (0.252)	0.018 (-0.052, 0.081)
Total QALYs	0.584 (0.225)	0.564 (0.230)	0.020 (-0.035, 0.072)	0.594 (0.227)	0.555 (0.226)	0.039 (-0.013, 0.097)
Total adjusted QALYs^a	0.586	0.562	0.024 (-0.018, 0.066)	0.589	0.558	0.031 (-0.010, 0.073)

^aQALYs adjusted for baseline utility

Table 3: Cost-utility analysis (imputed data)

	Injection intervention group			Exercise intervention group		
	US-guided (n=128)	Unguided (n=128)	Mean difference (Confidence Interval)	Physiotherapist-led (n=128)	Advice & Exercise Leaflet (n=128)	Mean difference (Confidence Interval)
	Mean	Mean		Mean	Mean	
HEALTHCARE PERSPECTIVE						
Cost	£428.01	£412.12	£15.89 (-59.36, 109.86)	£498.06	£342.07	£155.99 (69.02, 241.93)
QALYs ^a	0.586	0.562	0.024 (-0.018, 0.066)	0.589	0.558	0.031 (-0.010, 0.073)
ICER	£662 per QALY gained			£5,031 per QALY gained		
NHS PERSPECTIVE						
Cost	£398.25	£382.04	£15.85 (-64.32, 90.22)	£476.02	£304.27	£171.75 (98.44, 251.88)
QALYs ^a	0.586	0.562	0.024 (-0.018, 0.066)	0.589	0.558	0.031 (-0.010, 0.073)
ICER	£660 per QALY gained			£5,540 per QALY gained		

^a Adjusted for baseline utility

Table 4: Cost-utility analysis “within the table” analysis

	Cost (£)*	QALY	QALY**a	ICER
Health care perspective				
Unguided injection and advice and exercise leaflet (n=64)	385.31 (397.70)	0.545 (0.236)	0.542	Dominated by Ultrasound-guided injection and advice and exercise leaflet ^b
Ultrasound-guided injection and advice and exercise leaflet (n=64)	298.82 (281.99)	0.564 (0.218)	0.575	Dominates Unguided injection and advice and exercise leaflet ^b
Unguided injection and Physiotherapist-led exercise (n=64)	438.92 (332.49)	0.583 (0.224)	0.582	£20,014 per QALY gained ^c
Ultrasound-guided injection and Physiotherapist-led exercise (n=64)	557.20 (310.90)	0.604 (0.232)	0.601	£6,225 per QALY gained ^d
NHS perspective				
	Cost*	QALY	QALY**a	ICER
Unguided injection and advice and exercise leaflet (n=64)	347.87 (385.17)	0.545 (0.236)	0.542	Dominated by Ultrasound-guided injection and advice and exercise leaflet ^b
Ultrasound-guided injection and advice and exercise leaflet (n=64)	260.66 (220.67)	0.564 (0.218)	0.575	Dominates Unguided injection and advice and exercise leaflet ^b
Unguided injection and Physiotherapist-led exercise (n=64)	416.21 (324.81)	0.583 (0.224)	0.582	£22,221 per QALY gained ^c

1					
2					
3	Ultrasound-guided injection and	535.83 (305.61)	0.604 (0.232)	0.601	£6,295 per QALY gained ^d
4					
5	Physiotherapist-led exercise (n=64)				
6					

7 *Cost and QALYs imputed^a Adjusted for baseline utility^b Ultrasound-guided injection and advice and exercise leaflet versus Unguided injection and advice and exercise
8 leaflet^c Unguided injection and Physiotherapist-led exercise versus Ultrasound-guided injection and advice and exercise leaflet^d Ultrasound-guided injection and
9 Physiotherapist-led exercise versus Unguided injection and Physiotherapist-led exercise

10
11
12
13
14
15
16
17
18
19
20
21
22
23
24
25
26
27
28
29
30
31
32
33
34
35
36
37
38
39
40
41
42
43
44
45
46

For Peer Review

Figure 1: Cost-effectiveness plane

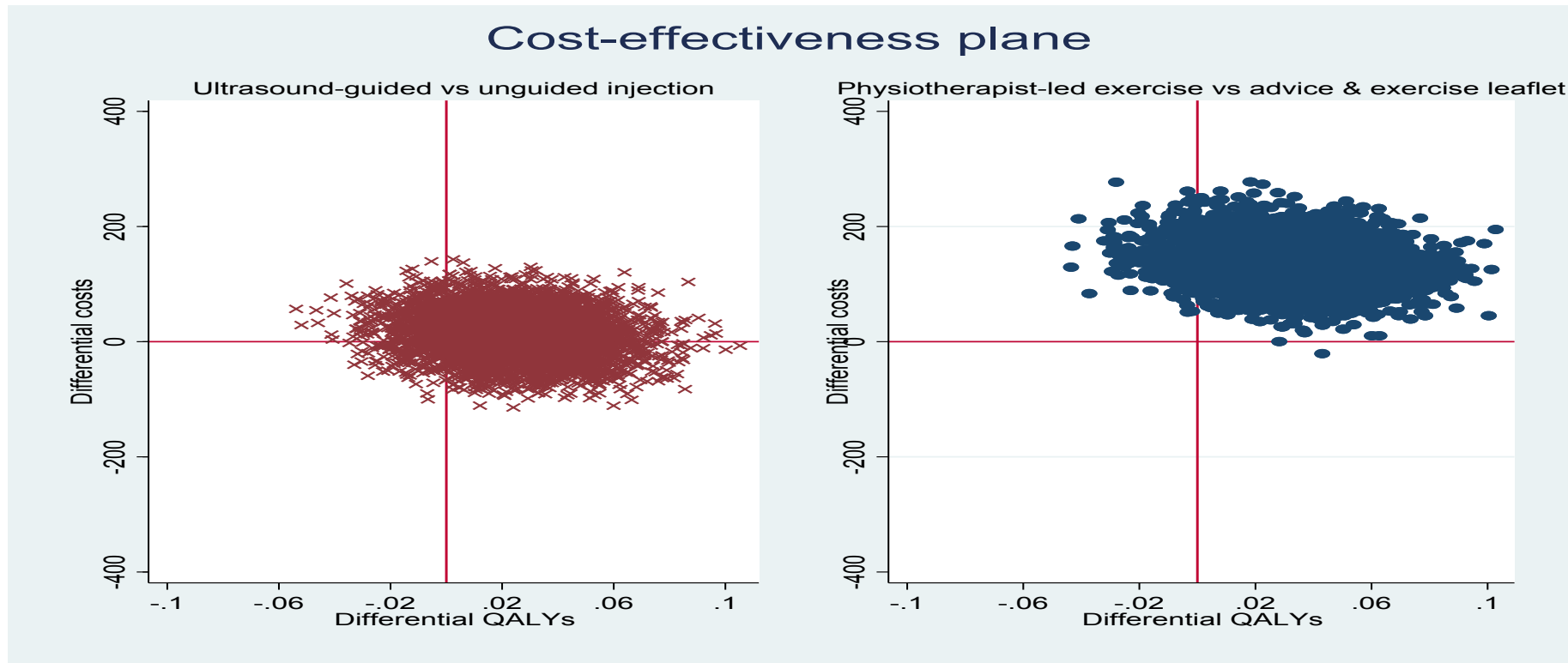
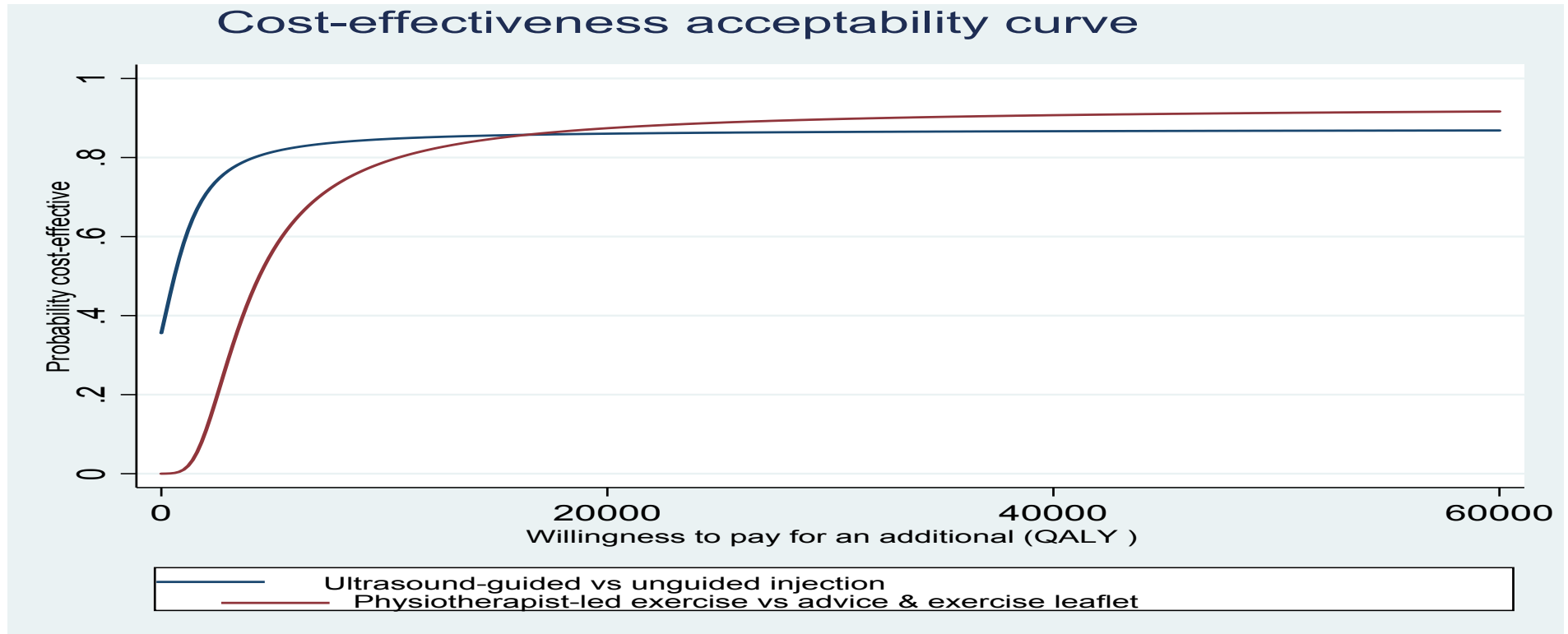


Figure 2: Cost-effectiveness acceptability curve



1
2
3
4
5
6
7
8
9
10
11
12
13
14
15
16
17
18
19
20
21
22
23
24
25
26
27
28
29
30
31
32
33
34
35
36
37
38
39
40
41
42
43
44
45
46

For Peer Review

Supplementary Table 1: Unit cost of health care resource use

Health care resource	Unit cost (£) 2012/13 prices
Primary care contacts	
GP at practice	43
GP at home	53.58
Nurse at practice	10.30
Nurse at home	23.30
Secondary care contacts	
Physiotherapist visits	34
Consultants	52
Specialists A&E visits	62
Intervention cost ^a	
Physiotherapist-led exercise	34 per visit ^b
Advice and exercise leaflet	1 ^c
Ultrasound-guided injection	65 ^d
Unguided injection	0 ^e
Prescribed Medication	Participant specific
Over the counter medication	Participant specific
Medical investigations/Interventions	Participant specific

^a These costs are what was actually used for the analysis ^b This value was multiplied by the number of times a participant saw a physiotherapist. Thus, the cost varied from participant to participant ^c This is the cost of the leaflet ^d Includes cost of the ultrasound procedure ^e Assumed to be zero since all patients had a similar injection and the only difference between the ultrasound-guided and unguided injection was the cost of the ultrasound.

Supplementary Table 2: Mean (SD) NHS resource use per patient (complete cases)

	Injection intervention group			Exercise intervention group		
	US-guided (n=95)	Unguided (n=99)	Difference (Confidence Interval)	Physiotherapist-led (n=95)	Advice and Exercise Leaflet (n=99)	Difference (Confidence Interval)
PRIMARY CARE CONTACTS						
GP (surgery)	0.80 (1.51)	0.90 (2.03)	-0.10 (-0.62, 0.38)	0.57 (1.41)	1.12 (2.07)	-0.55 (-1.07,-0.07)
GP (home visit)	0.01 (0.10)	0	0.01 (0.00, 0.04)	0.01 (0.10)	0	0.01 (0.00, 0.04)
Nurse visits (surgery)	0.14 (0.96)	0.05 (0.36)	0.09 (-0.08, 0.35)	0.11 (0.84)	0.08 (0.58)	0.03 (-0.14, 0.28)
Nurse (home visit)	0	0	0	0	0	0
Other professionals attached to GP practice (surgery)	0.35 (0.91)	0.48 (1.31)	-0.13 (-0.46, 0.17)	0.52 (1.22)	0.32 (1.04)	0.20 (-0.13, 0.50)
^a Other professionals attached to GP practice (home)	0.04 (0.29)	0.08 (0.80)	-0.04 (-0.26, 0.08)	0.13 (0.87)	0	0.13 (0.02 , 0.38)
SECONDARY CARE CONTACTS						
Consultant	0.46 (1.04)	0.75 (1.48)	-0.29 (-0.64, 0.08)	0.60 (1.27)	0.62 (1.31)	-0.02 (-0.40, 0.35)
Physiotherapist ^b	2.79 (3.96)	2.45 (3.78)	0.34 (-0.67, 1.47)	4.87 (4.21)	0.45 (1.66)	4.42 (3.51, 5.35)
Specialist A&E	0	0.06 (0.42)	-0.06 (-0.19, -0.01)	0.04 (0.41)	0.02 (0.14)	0.02 (-0.04, 0.12)
Hospital Nurse	0	0.08 (0.34)	-0.08 (-0.17, -0.03)	0.02 (0.14)	0.06 (0.31)	0.04 (-0.12, 0.02)
Acupuncturist	0	0.01 (0.10)	-0.01 (-0.03, 0)	0	0.01 (0.10)	-0.01 (-0.03, 0)
^c Other professionals	0.06 (0.35)	0.06 (0.31)	0 (-0.08, 0.10)	0.04 (0.32)	0.08 (0.34)	-0.04 (-0.13, 0.07)
Repeat Injections	0.26 (0.72)	0.37 (0.86)	-0.11 (-0.28, 0.07)	0.24 (0.77)	0.39 (0.82)	-0.15 (-0.30, 0.05)

^a This includes contacts with professionals such as work nurse sister and consultant ^b Physiotherapy visits that were part of the intervention have been included here ^c Includes contacts with professionals such as work nurse sister, sports therapist, massage masseur and kinesiologist

Supplementary Table 3: Mean (SD) prescribed drugs and medical investigations per patient over 12 months (complete cases)

	Injection intervention group			Exercise intervention group		
	US-guided (n=95)	Unguided (n=99)	Difference (Confidence Interval)	Physiotherapist-led (n=95)	Advice and Exercise Leaflet (n=99)	Difference (Confidence Interval)
PRESCRIBED DRUGS						
Paracetamol	0.38 (1.45)	0.52 (2.00)	-0.14 (-0.62, 0.32)	0.37 (1.39)	0.53 (2.04)	-0.16 (-0.72, 0.27)
Ibuprofen	0.31 (1.38)	0.75 (2.89)	-0.44 (-1.14, 0.08)	0.28 (1.29)	0.78 (2.92)	-0.5 (-1.24, 0.06)
Co-codamol	0.77 (2.11)	1.19 (2.71)	-0.42 (-1.13, 0.24)	1 (2.46)	0.97 (2.43)	0.03 (-0.64, 0.77)
Diclofenac	0.04 (0.25)	0.09 (0.81)	-0.05 (-0.28, 0.06)	0.01 (0.10)	0.12 (0.84)	-0.11 (-0.34, -0.001)
MEDICAL INVESTIGATIONS						
Blood test	0.09 (0.41)	0.26 (0.79)	-0.17 (-0.04, -0.03)	0.05 (0.22)	0.30 (0.85)	-0.25 (-0.46, -0.10)
X-ray	0.13 (0.39)	0.29 (0.72)	-0.16 (-0.33, -0.16)	0.16 (0.55)	0.26 (0.62)	-0.10 (-0.25, 0.06)
Ultrasound	0.11 (0.35)	0.33 (0.73)	-0.22 (0.39, -0.06)	0.17 (0.54)	0.28 (0.62)	-0.11 (-0.28, 0.04)
MRI scan	0.01 (0.10)	0.04 (0.24)	-0.03 (-0.10, 0.01)	0.01 (0.10)	0.04 (0.24)	-0.03 (-0.10, 0.01)
CT scan	0	0.03 (0.22)	-0.03 (-0.10, 0)	0	0.03 (0.22)	-0.03 (-0.10, 0)

Supplementary Table 4: Mean (SD) private resource use per patient over 12 months (complete cases)

	Injection intervention group			Exercise intervention group		
	US-guided (n=95)	Unguided (n=99)	Difference (Confidence Interval)	Physiotherapist-led (n=95)	Advice and Exercise Leaflet (n=99)	Difference (Confidence Interval)
Consultant	0.12 (0.63)	0.05 (0.36)	0.07 (-0.06, 0.24)	0.03 (0.33)	0.13 (0.65)	-0.1 (-0.26, 0.03)
Physiotherapist	0.11 (0.83)	0.06 (0.42)	0.05 (-1.1, 0.28)	0.07 (0.44)	0.09 (0.81)	-0.02 (-0.26, 0.13)
Specialist	0.02 (0.21)	0	0.02 (0, 0.08)	0	0.02 (0.20)	-0.02 (-0.10, 0)
Hospital Nurse	0.01 (0.10)	0.01 (0.10)	0 (-0.02, 0.03)	0.01 (0.10)	0.01 (0.10)	0 (-0.02, 0.04)
Acupuncturist	0.01 (0.10)	0	0.01 (0, 0.04)	0	0.01 (0.10)	-0.01 (-0.04, 0)
Osteopath	0.07 (0.72)	0.06 (0.60)	0.01 (-0.13, 0.27)	0	0.13 (0.92)	-0.13 (-0.35, 0)
Other professionals	0.08 (0.58)	0.06 (0.45)	0.02 (-0.12, 0.17)	0.04 (0.41)	0.10 (0.60)	-0.06 (-0.24, 0.08)
Over the counter medication	2.86 (5.52)	6.22 (22.15)	-3.36 (-9.61, -0.09)	5.24 (21.60)	3.94 (8.78)	1.30 (-2.08, 7.57)
Repeat Injection	0.01 (0.11)	0	0.01 (0, 0.04)	0	0.01 (0.10)	-0.01 (-0.04, 0)
WORK RELATED ITEMS						
Time off work due to shoulder problems (mean days)	3.49 (14.63)	8.70 (44.50)	-1.68 (-13.44, 6.33)	5.29 (24.00)	6.97 (40.57)	-5.21 (-16.73, 1.93)

1
2
3
4
5
6
7
8
9
10
11
12
13
14
15
16
17
18
19
20
21
22
23
24
25
26
27
28
29
30
31
32
33
34
35
36
37
38
39
40
41
42
43
44
45
46

Supplementary Table 5: Cost-utility analysis 'at the margins' approach (with EQ-5D-5L tariff)

	Injection intervention group			Exercise intervention group		
	US-guided (n=128)	Unguided (n=128)	Mean difference (Confidence Interval)	Physiotherapist-led (n=128)	Advice & Exercise Leaflet (n=128)	Mean difference (Confidence Interval)
	Mean	Mean		Mean	Mean	
HEALTHCARE PERSPECTIVE						
Cost	£428.01	£412.12	£15.89 (-59.36, 109.86)	£498.06	£342.07	£155.99 (69.02, 241.93)
QALYs ^a	0.697	0.667	0.030 (-0.009, 0.070)	0.693	0.671	0.023 (-0.017, 0.062)
ICER	£529.7 per QALY gained			£6,782 per QALY gained		
NHS PERSPECTIVE						
Cost	£398.25	£382.04	£15.85 (-64.32, 90.22)	£476.02	£304.27	£171.75 (98.44, 251.88)
QALYs ^a	0.697	0.667	0.030 (-0.009, 0.070)	0.693	0.671	0.023 (-0.017, 0.062)
ICER	£528.3 per QALY gained			£7,467 per QALY gained		

^a Adjusted for baseline utility

Supplementary Table 6: Cost-utility analysis “within the table” analysis (With EQ-5D-5L tariff)

	<u>Cost (£)*</u>	<u>QALY**a</u>	<u>ICER</u>
<u>Health care perspective</u>			
<u>Unguided injection and advice and exercise leaflet (n=64)</u>	<u>385.31 (397.70)</u>	<u>0.652</u>	<u>N/A</u>
<u>Unguided injection and Physiotherapist-led exercise (n=64)</u>	<u>438.92 (332.49)</u>	<u>0.681</u>	<u>£1,848 per QALY gained ^b</u>
<u>Ultrasound-guided injection and advice and exercise leaflet (n=64)</u>	<u>298.82 (281.99)</u>	<u>0.689</u>	<u>Dominates Unguided injection and Physiotherapist-led exercise ^c</u>
<u>Ultrasound-guided injection and Physiotherapist-led exercise (n=64)</u>	<u>557.20 (310.90)</u>	<u>0.705</u>	<u>£16,148 per QALY gained ^d</u>
<u>NHS perspective</u>			
<u>Unguided injection and advice and exercise leaflet (n=64)</u>	<u>347.87 (385.17)</u>	<u>0.652</u>	<u>N/A</u>
<u>Unguided injection and Physiotherapist-led exercise (n=64)</u>	<u>416.21 (324.81)</u>	<u>0.681</u>	<u>£2,356 per QALY gained ^b</u>
<u>Ultrasound-guided injection and advice and exercise leaflet (n=64)</u>	<u>260.66 (220.67)</u>	<u>0.689</u>	<u>Dominates Unguided injection and Physiotherapist-led exercise ^c</u>

1
2
3 Ultrasound-guided injection and 535.83 (305.61) 0.705 £17,198 per QALY gained ^d
4
5 Physiotherapist-led exercise (n=64)
6
7

8
9 *Cost and QALYs imputed ^a Adjusted for baseline utility ^b Unguided injection and Physiotherapist-led exercise versus Unguided injection and advice and exercise leaflet
10 ^c Ultrasound-guided injection and advice and exercise leaflet versus Unguided injection and Physiotherapist-led exercise ^d Ultrasound-guided injection and Physiotherapist-
11 led exercise versus Ultrasound-guided injection and advice and exercise leaflet
12
13
14
15
16
17
18
19
20
21
22
23
24
25
26
27
28
29
30
31
32
33
34
35
36
37
38
39
40
41
42
43
44
45
46

For Peer Review

1
2
3
4
5
6
7
8
9
10
11
12
13
14
15
16
17
18
19
20
21
22
23
24
25
26
27
28
29
30
31
32
33
34
35
36
37
38
39
40
41
42
43
44
45
46

Supplementary Table 1: Unit cost of health care resource use

Health care resource	Unit cost (£) 2012/13 prices
Primary care contacts	
GP at practice	43
GP at home	53.58
Nurse at practice	10.30
Nurse at home	23.30
Secondary care contacts	
Physiotherapist visits	34
Consultants	52
Specialists A&E visits	62
Intervention cost ^a	
Physiotherapist-led exercise	34 per visit ^b
Advice and exercise leaflet	1 ^c
Ultrasound-guided injection	65 ^d
Unguided injection	0 ^e
Prescribed Medication	Participant specific
Over the counter medication	Participant specific
Medical investigations/Interventions	Participant specific

^a These costs are what was actually used for the analysis ^b This value was multiplied by the number of times a participant saw a physiotherapist. Thus, the cost varied from participant to participant ^c This is the cost of the leaflet ^d Includes cost of the ultrasound procedure ^e Assumed to be zero since all patients had a similar injection and the only difference between the ultrasound-guided and unguided injection was the cost of the ultrasound.

Supplementary Table 2: Mean (SD) NHS resource use per patient (complete cases)

	Injection intervention group			Exercise intervention group		
	US-guided (n=95)	Unguided (n=99)	Difference (Confidence Interval)	Physiotherapist-led (n=95)	Advice and Exercise Leaflet (n=99)	Difference (Confidence Interval)
PRIMARY CARE CONTACTS						
GP (surgery)	0.80 (1.51)	0.90 (2.03)	-0.10 (-0.62, 0.38)	0.57 (1.41)	1.12 (2.07)	-0.55 (-1.07,-0.07)
GP (home visit)	0.01 (0.10)	0	0.01 (0.00, 0.04)	0.01 (0.10)	0	0.01 (0.00, 0.04)
Nurse visits (surgery)	0.14 (0.96)	0.05 (0.36)	0.09 (-0.08, 0.35)	0.11 (0.84)	0.08 (0.58)	0.03 (-0.14, 0.28)
Nurse (home visit)	0	0	0	0	0	0
Other professionals attached to GP practice (surgery)	0.35 (0.91)	0.48 (1.31)	-0.13 (-0.46, 0.17)	0.52 (1.22)	0.32 (1.04)	0.20 (-0.13, 0.50)
^a Other professionals attached to GP practice (home)	0.04 (0.29)	0.08 (0.80)	-0.04 (-0.26, 0.08)	0.13 (0.87)	0	0.13 (0.02 , 0.38)
SECONDARY CARE CONTACTS						
Consultant	0.46 (1.04)	0.75 (1.48)	-0.29 (-0.64, 0.08)	0.60 (1.27)	0.62 (1.31)	-0.02 (-0.40, 0.35)
Physiotherapist ^b	2.79 (3.96)	2.45 (3.78)	0.34 (-0.67, 1.47)	4.87 (4.21)	0.45 (1.66)	4.42 (3.51, 5.35)
Specialist A&E	0	0.06 (0.42)	-0.06 (-0.19, -0.01)	0.04 (0.41)	0.02 (0.14)	0.02 (-0.04, 0.12)
Hospital Nurse	0	0.08 (0.34)	-0.08 (-0.17, -0.03)	0.02 (0.14)	0.06 (0.31)	0.04 (-0.12, 0.02)
Acupuncturist	0	0.01 (0.10)	-0.01 (-0.03, 0)	0	0.01 (0.10)	-0.01 (-0.03, 0)
^c Other professionals	0.06 (0.35)	0.06 (0.31)	0 (-0.08, 0.10)	0.04 (0.32)	0.08 (0.34)	-0.04 (-0.13, 0.07)
Repeat Injections	0.26 (0.72)	0.37 (0.86)	-0.11 (-0.28, 0.07)	0.24 (0.77)	0.39 (0.82)	-0.15 (-0.30, 0.05)

^a This includes contacts with professionals such as work nurse sister and consultant ^b Physiotherapy visits that were part of the intervention have been included here ^c Includes contacts with professionals such as work nurse sister, sports therapist, massage masseur and kinesiologist

1
2
3
4
5
6
7
8
9
10
11
12
13
14
15
16
17
18
19
20
21
22
23
24
25
26
27
28
29
30
31
32
33
34
35
36
37
38
39
40
41
42
43
44
45
46

Supplementary Table 3: Mean (SD) prescribed drugs and medical investigations per patient over 12 months (complete cases)

	Injection intervention group			Exercise intervention group		
	US-guided (n=95)	Unguided (n=99)	Difference (Confidence Interval)	Physiotherapist-led (n=95)	Advice and Exercise Leaflet (n=99)	Difference (Confidence Interval)
PRESCRIBED DRUGS						
Paracetamol	0.38 (1.45)	0.52 (2.00)	-0.14 (-0.62, 0.32)	0.37 (1.39)	0.53 (2.04)	-0.16 (-0.72, 0.27)
Ibuprofen	0.31 (1.38)	0.75 (2.89)	-0.44 (-1.14, 0.08)	0.28 (1.29)	0.78 (2.92)	-0.5 (-1.24, 0.06)
Co-codamol	0.77 (2.11)	1.19 (2.71)	-0.42 (-1.13, 0.24)	1 (2.46)	0.97 (2.43)	0.03 (-0.64, 0.77)
Diclofenac	0.04 (0.25)	0.09 (0.81)	-0.05 (-0.28, 0.06)	0.01 (0.10)	0.12 (0.84)	-0.11 (-0.34, -0.001)
MEDICAL INVESTIGATIONS						
Blood test	0.09 (0.41)	0.26 (0.79)	-0.17 (-0.04, -0.03)	0.05 (0.22)	0.30 (0.85)	-0.25 (-0.46, -0.10)
X-ray	0.13 (0.39)	0.29 (0.72)	-0.16 (-0.33, -0.16)	0.16 (0.55)	0.26 (0.62)	-0.10 (-0.25, 0.06)
Ultrasound	0.11 (0.35)	0.33 (0.73)	-0.22 (0.39, -0.06)	0.17 (0.54)	0.28 (0.62)	-0.11 (-0.28, 0.04)
MRI scan	0.01 (0.10)	0.04 (0.24)	-0.03 (-0.10, 0.01)	0.01 (0.10)	0.04 (0.24)	-0.03 (-0.10, 0.01)
CT scan	0	0.03 (0.22)	-0.03 (-0.10, 0)	0	0.03 (0.22)	-0.03 (-0.10, 0)

Supplementary Table 4: Mean (SD) private resource use per patient over 12 months (complete cases)

	Injection intervention group			Exercise intervention group		
	US-guided (n=95)	Unguided (n=99)	Difference (Confidence Interval)	Physiotherapist-led (n=95)	Advice and Exercise Leaflet (n=99)	Difference (Confidence Interval)
Consultant	0.12 (0.63)	0.05 (0.36)	0.07 (-0.06, 0.24)	0.03 (0.33)	0.13 (0.65)	-0.1 (-0.26, 0.03)
Physiotherapist	0.11 (0.83)	0.06 (0.42)	0.05 (-1.1, 0.28)	0.07 (0.44)	0.09 (0.81)	-0.02 (-0.26, 0.13)
Specialist	0.02 (0.21)	0	0.02 (0, 0.08)	0	0.02 (0.20)	-0.02 (-0.10, 0)
Hospital Nurse	0.01 (0.10)	0.01 (0.10)	0 (-0.02, 0.03)	0.01 (0.10)	0.01 (0.10)	0 (-0.02, 0.04)
Acupuncturist	0.01 (0.10)	0	0.01 (0, 0.04)	0	0.01 (0.10)	-0.01 (-0.04, 0)
Osteopath	0.07 (0.72)	0.06 (0.60)	0.01 (-0.13, 0.27)	0	0.13 (0.92)	-0.13 (-0.35, 0)
Other professionals	0.08 (0.58)	0.06 (0.45)	0.02 (-0.12, 0.17)	0.04 (0.41)	0.10 (0.60)	-0.06 (-0.24, 0.08)
Over the counter medication	2.86 (5.52)	6.22 (22.15)	-3.36 (-9.61, -0.09)	5.24 (21.60)	3.94 (8.78)	1.30 (-2.08, 7.57)
Repeat Injection	0.01 (0.11)	0	0.01 (0, 0.04)	0	0.01 (0.10)	-0.01 (-0.04, 0)
WORK RELATED ITEMS						
Time off work due to shoulder problems (mean days)	3.49 (14.63)	8.70 (44.50)	-1.68 (-13.44, 6.33)	5.29 (24.00)	6.97 (40.57)	-5.21 (-16.73, 1.93)

1
2
3
4
5
6
7
8
9
10
11
12
13
14
15
16
17
18
19
20
21
22
23
24
25
26
27
28
29
30
31
32
33
34
35
36
37
38
39
40
41
42
43
44
45
46

Supplementary Table 5: Cost-utility analysis ‘at the margins’ approach (with EQ-5D-5L tariff)

	Injection intervention group			Exercise intervention group		
	US-guided (n=128)	Unguided (n=128)	Mean difference (Confidence Interval)	Physiotherapist-led (n=128)	Advice & Exercise Leaflet (n=128)	Mean difference (Confidence Interval)
	Mean	Mean		Mean	Mean	
HEALTHCARE PERSPECTIVE						
Cost	£428.01	£412.12	£15.89 (-59.36, 109.86)	£498.06	£342.07	£155.99 (69.02, 241.93)
QALYs ^a	0.697	0.667	0.030 (-0.009, 0.070)	0.693	0.671	0.023 (-0.017, 0.062)
ICER	£529.7 per QALY gained			£6,782 per QALY gained		
NHS PERSPECTIVE						
Cost	£398.25	£382.04	£15.85 (-64.32, 90.22)	£476.02	£304.27	£171.75 (98.44, 251.88)
QALYs ^a	0.697	0.667	0.030 (-0.009, 0.070)	0.693	0.671	0.023 (-0.017, 0.062)
ICER	£528.3 per QALY gained			£7,467 per QALY gained		

^a Adjusted for baseline utility

Supplementary Table 6: Cost-utility analysis “within the table” analysis (With EQ-5D-5L tariff)

	Cost (£)*	QALY* ^a	ICER
Health care perspective			
Unguided injection and advice and exercise leaflet (n=64)	385.31 (397.70)	0.652	N/A
Unguided injection and Physiotherapist-led exercise (n=64)	438.92 (332.49)	0.681	£1,848 per QALY gained ^b
Ultrasound-guided injection and advice and exercise leaflet (n=64)	298.82 (281.99)	0.689	Dominates Unguided injection and Physiotherapist-led exercise ^c
Ultrasound-guided injection and Physiotherapist-led exercise (n=64)	557.20 (310.90)	0.705	£16,148 per QALY gained ^d
NHS perspective			
Unguided injection and advice and exercise leaflet (n=64)	347.87 (385.17)	0.652	N/A
Unguided injection and Physiotherapist-led exercise (n=64)	416.21 (324.81)	0.681	£2,356 per QALY gained ^b
Ultrasound-guided injection and advice and exercise leaflet (n=64)	260.66 (220.67)	0.689	Dominates Unguided injection and Physiotherapist-led exercise ^c

1
2
3
4
5
6
7
8
9
10
11
12
13
14
15
16
17
18
19
20
21
22
23
24
25
26
27
28
29
30
31
32
33
34
35
36
37
38
39
40
41
42
43
44
45
46

Ultrasound-guided injection and Physiotherapist-led exercise (n=64)	535.83 (305.61)	0.705	£17,198 per QALY gained ^d
--	-----------------	-------	--------------------------------------

*Cost and QALYs imputed ^a Adjusted for baseline utility ^b Unguided injection and Physiotherapist-led exercise versus Unguided injection and advice and exercise leaflet
^c Ultrasound-guided injection and advice and exercise leaflet versus Unguided injection and Physiotherapist-led exercise ^d Ultrasound-guided injection and Physiotherapist-led exercise versus Ultrasound-guided injection and advice and exercise leaflet

For Peer Review