

Strong peak in T_c of Sr_2RuO_4 under uniaxial pressure

Steppke, Alexander; Zhao, Lishan; Barber, Mark E.; Scaffidi, Thomas; Jerzembeck, Fabian; Rosner, Helge; Gibbs, Alexandra S.; Maeno, Yoshiteru; Simon, Steven H.; Mackenzie, Andrew P.; Hicks, Clifford W.

DOI:
[10.1126/science.aaf9398](https://doi.org/10.1126/science.aaf9398)

License:
None: All rights reserved

Document Version
Peer reviewed version

Citation for published version (Harvard):
Steppke, A, Zhao, L, Barber, ME, Scaffidi, T, Jerzembeck, F, Rosner, H, Gibbs, AS, Maeno, Y, Simon, SH, Mackenzie, AP & Hicks, CW 2017, 'Strong peak in T_c of Sr_2RuO_4 under uniaxial pressure', *Science*, vol. 355, no. 6321, eaaf9398. <https://doi.org/10.1126/science.aaf9398>

[Link to publication on Research at Birmingham portal](#)

Publisher Rights Statement:

This is the author's version of the work. It is posted here by permission of the AAAS for personal use, not for redistribution. The definitive version was published in *Science* on 13 Jan 2017, Vol. 355, Issue 6321, DOI: 10.1126/science.aaf9398

General rights

Unless a licence is specified above, all rights (including copyright and moral rights) in this document are retained by the authors and/or the copyright holders. The express permission of the copyright holder must be obtained for any use of this material other than for purposes permitted by law.

- Users may freely distribute the URL that is used to identify this publication.
- Users may download and/or print one copy of the publication from the University of Birmingham research portal for the purpose of private study or non-commercial research.
- User may use extracts from the document in line with the concept of 'fair dealing' under the Copyright, Designs and Patents Act 1988 (?)
- Users may not further distribute the material nor use it for the purposes of commercial gain.

Where a licence is displayed above, please note the terms and conditions of the licence govern your use of this document.

When citing, please reference the published version.

Take down policy

While the University of Birmingham exercises care and attention in making items available there are rare occasions when an item has been uploaded in error or has been deemed to be commercially or otherwise sensitive.

If you believe that this is the case for this document, please contact UBIRA@lists.bham.ac.uk providing details and we will remove access to the work immediately and investigate.

Strong Peak in T_c of Sr_2RuO_4 Under Uniaxial Pressure

Alexander Steppke,^{1,2,*} Lishan Zhao,^{1,2} Mark E. Barber,^{1,2} Thomas Scaffidi,³
Fabian Jerzembeck,¹ Helge Rosner,¹ Alexandra S. Gibbs,^{2,4} Yoshiteru Maeno,⁵
Steven H. Simon,^{3,†} Andrew P. Mackenzie,^{1,2,‡} and Clifford W. Hicks^{1,§}

¹*Max Planck Institute for Chemical Physics of Solids,
Nöthnitzer Str. 40, 01187 Dresden, Germany*

²*Scottish Universities Physics Alliance (SUPA),
School of Physics and Astronomy, University of St. Andrews,
St. Andrews KY16 9SS, United Kingdom*

³*Rudolf Peierls Centre for Theoretical Physics,
Oxford, 1 Keble Road, OX1 3NP, United Kingdom*

⁴*ISIS Facility, Rutherford Appleton Laboratory,
Chilton, Didcot OX11 0QX, United Kingdom*

⁵*Department of Physics, Graduate School of Science,
Kyoto University, Kyoto 606-8502, Japan*

(Dated: 15 July 2016)

We report a combined experimental and theoretical study of the dependence of the superconductivity of the unconventional superconductor Sr_2RuO_4 on anisotropic strain. Novel piezoelectric apparatus is used to apply uniaxial pressures of up to ~ 1 GPa along a $\langle 100 \rangle$ direction (a -axis) of the crystal lattice. T_c increases from 1.5 K in unstrained material to 3.4 K at compression by $\approx 0.6\%$, then falls steeply. The c -axis upper critical field for the strained $T_c = 3.4$ K material is a factor of twenty larger than that of the unstrained crystal, whereas the in-plane (a -axis) critical field increases by only a factor of three. First-principles electronic structure calculations give evidence that the observed maximum T_c occurs at or near a Lifshitz transition when the Fermi level passes through a Van Hove singularity. Finally, we perform order parameter analyses using three-band weak-coupling calculations. These, combined with the unexpectedly low in-plane critical field, open the possibility that the highly strained $T_c = 3.4$ K Sr_2RuO_4 has an even- rather than an odd-parity order parameter. Potential implications such as a transition at nonzero strain between odd- and even-parity order parameters are discussed.

Introduction

The formation of superconductivity by the condensation of electron pairs into a coherent state is one of the most spectacular many-body phenomena observed in physics. For nearly seventy years after its discovery, all known superconducting condensates were of the same basic class, in which electrons paired into spin-singlet states, forming condensates of even parity whose phase ϕ is independent of wave vector \mathbf{k} [1]. Condensates of this form have the useful property of being insensitive to the presence of non-magnetic scattering, and so are easier to observe in materials grown with standard levels of disorder. In the last three decades, a richer and more exciting picture has emerged. In the growing number of known unconventional superconductors, the condensate order parameters have strong \mathbf{k} dependence of both ϕ and the energy gap $|\Delta|$, can have both even and odd parity, and are sensitive to the presence of disorder [2, 3]. These new materials give a unique opportunity to study the collective physics of interacting electrons and the mechanisms by which the condensation from the normal metallic state occurs. However, in order to access the new physics to its fullest extent, considerable material and experimental challenges must be overcome.

The subject of the research described in this paper, Sr_2RuO_4 (transition temperature $T_c \approx 1.5$ K) [4], is the most disorder-sensitive of all known superconductors [5]. However the stringent requirements this places on material purity also bring advantages. The long mean free paths of $\sim 1 \mu\text{m}$ that are required to observe its superconductivity in the clean limit have also enabled extensive studies of its normal state via the de Haas-van Alphen effect [6]. This work, combined with angle-resolved photoemission experiments [7] and electronic structure calculations [8–10], has led to a detailed understanding of the quasi-2D Fermi surface topography and the effective masses of the Landau Fermi liquid quasiparticles which pair to form the superconducting condensate.

This depth of understanding of the normal state of Sr_2RuO_4 , combined with its relative simplicity, gives the hope that a full understanding of the superconductivity can be achieved. However, in spite of over two decades of work, the order parameter is not known with certainty. Soon after the discovery of the superconductivity, the similarity of the Landau parameters of Sr_2RuO_4 to those of the famous p -wave superfluid ^3He led to the proposal that it might be an odd-parity superconductor with spin-triplet p -wave pairing [11]. Knight shift measurements [12, 13] and, recently,

proximity-induced superconductivity in epitaxial ferromagnetic SrRuO₃ layers [14] provide strong evidence for triplet pairing. Muon spin rotation [15] and Kerr rotation [16] experiments point to time reversal symmetry breaking at T_c , and tunneling spectroscopy to chiral edge states [17]. Josephson interferometry indicates the presence of domains in the superconducting state and gives evidence for odd parity [18, 19]. In combination, these observations suggest the existence of a chiral, spin-triplet superconducting state with an order parameter of the form $p_x \pm ip_y$. Although the edge currents predicted for chiral p -wave order are not seen [20–22], there are proposals to explain why these might be unobservably small in Sr₂RuO₄ [23–26]. More difficult to understand for spin-triplet pairing is why the upper critical field H_{c2} for in-plane fields is first-order at low temperatures [27] and smaller than predictions for orbital limiting based on anisotropic Ginzburg-Landau theory [28]. More complete reviews of the superconductivity of Sr₂RuO₄ and arguments for and against various order parameters can be found in Refs. [29–32].

The electronic structure of Sr₂RuO₄ is relatively simple compared with that of many unconventional superconductors. Its Fermi surfaces are known with accuracy and precision [6] and it shows good Fermi liquid behavior in the normal state [33]. Therefore, gaining a full understanding of the superconductivity of Sr₂RuO₄ is an important challenge and a benchmark for the field. An approach not extensively explored so far is to perturb the underlying electronic structure as far as possible from its native state and observe the effects on the superconductivity. Partial substitution of La for Sr [34] and epitaxial thin film growth on lattice-mismatched substrates [35] have both been used to push one of the Fermi surface sheets of Sr₂RuO₄ through a Lifshitz transition, *i.e.* a topological change in the Fermi surface, and an associated Van Hove singularity (VHS) in the density of states. This is a major qualitative change in the electronic structure, and it would be interesting to see how the superconductivity responds. However, the disorder sensitivity of the superconductivity of Sr₂RuO₄ is so strong that it was not possible to do either experiment in a sufficiently clean way for any superconductivity to survive.

In principle, uniaxial pressure has the potential for tuning the electronic structure of Sr₂RuO₄ without introducing disorder and destroying the superconductivity. Pressure applied along a $\langle 100 \rangle$ lattice direction, lifting the native tetragonal symmetry of Sr₂RuO₄, has been shown to increase the bulk T_c to at least 1.9 K [36]. There are hints that $T_c \sim 3$ K in pure Sr₂RuO₄ is achievable with lattice distortion [37, 38], however it has only been seen locally, which complicates determination of its origin and properties. By extending the piezoelectric-based compression techniques introduced

in Ref. [36] to achieve much higher compressions, we demonstrate in this work the existence of a well-defined peak in T_c at 3.4 K, at approximately 0.6% compression. The Young's modulus of Sr_2RuO_4 is 176 GPa [39], so this compression corresponds to a uniaxial pressure of ~ 1 GPa. The factor of 2.3 increase in T_c is accompanied by more than a factor of twenty enhancement of H_{c2} , for fields along the c -axis. We complement our experimental observations with two classes of calculation. Density functional theory (DFT) calculations give evidence that the peak in T_c likely coincides with a Lifshitz transition. Then, to gain insight into the effect of these large strains on possible superconducting order parameters of Sr_2RuO_4 , we employ weak-coupling calculations that include spin-orbit and interband couplings, extending the work of Ref. [40].

Results

For guidance on the likely effect of strain on the electronic structure, we start with the results of the DFT calculations of the band structure of Sr_2RuO_4 . Unstrained lattice parameters were taken from the $T = 15$ K data of Ref. [41]. In the experiment, the sample is a high-aspect-ratio bar that is compressed or tensioned along its length, so in the calculation the longitudinal strain ε_{xx} is an independent variable, and the transverse strains are set, as in the experiment, according to the Poisson's ratios of Sr_2RuO_4 : $\varepsilon_{yy} = -\nu_{xy}\varepsilon_{xx}$, and $\varepsilon_{zz} = -\nu_{xz}\varepsilon_{xx}$ [39].

The robustness of the results against different standard approximations was verified by calculations with a moderate density of k -points; more details are given in the Materials and Methods section. The final calculations, made in the local density approximation with spin-orbit coupling and apical oxygen position relaxation, were then extended to 343,000 k -points: due to proximity of the VHS to the Fermi level, an unusually large number of k -points was required for convergence. The first Lifshitz transition was found to occur with a compressive strain of $\varepsilon_{xx} = \varepsilon_{\text{VHS}} \approx -0.0075$. The calculated Fermi surfaces at $\varepsilon_{xx} = 0$ and $\varepsilon_{xx} = \varepsilon_{\text{VHS}}$ are shown in Fig. 1, where it can be seen that compression along $\hat{\mathbf{x}}$ leads to a Lifshitz transition in the γ Fermi surface along k_y . Due to the low k_z dispersion, it occurs for all k_z over a very narrow range of ε_{xx} , starting at $\varepsilon_{xx} = (-0.75 \pm 0.01) \times 10^{-2}$ and finishing by $(-0.77 \pm 0.01) \times 10^{-2}$. Cross-sections at $k_z = 0$ are also shown. In fully 2D approximations of Sr_2RuO_4 the Lifshitz transition occurs at a single Van Hove point, labeled in the figure and coinciding with the 2D zone boundary of an isolated RuO_2 sheet. (The 3D case is slightly more complicated and discussed in Supplemental Material.) Shown

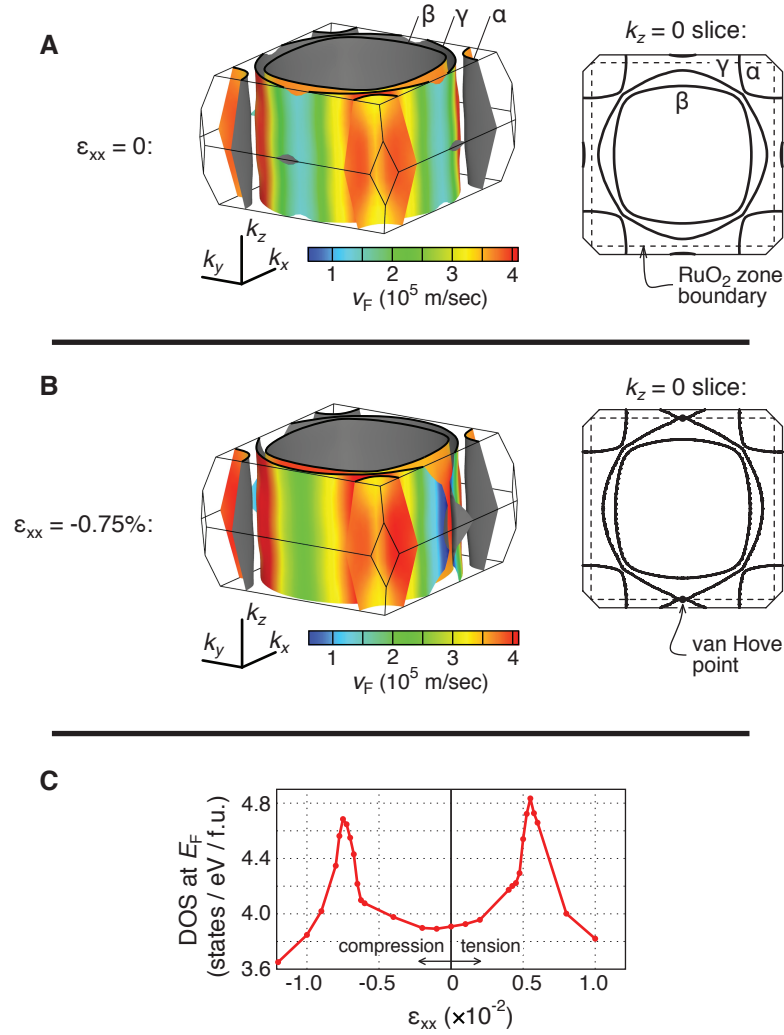


FIG. 1: **DFT calculation results.** **A.** Calculated Fermi surfaces of unstrained Sr_2RuO_4 , colored by the Fermi velocity v_F , at zero strain. The three surfaces are labeled α , β , and γ . A cross-section through $k_z = 0$ is also shown. The dashed lines indicate the zone of an isolated RuO_2 sheet; in 2D models of Sr_2RuO_4 , the Van Hove point is located on this zone boundary. **B.** Calculated Fermi surfaces at $\epsilon_{xx} = -0.0075$. **C.** Calculated total density of states against ϵ_{xx} .

in panel C is the calculated change in the total density of states (DOS) as a function of tensile and compressive strains. The sharp maxima indicate Lifshitz transitions, and should be taken as only a qualitative guide to expectations for real Sr_2RuO_4 , in which many-body effects are likely to strengthen the quasiparticle renormalization of v_F and the DOS in the vicinity of the peaks. The peak on the tension side corresponds to a Lifshitz transition along k_x , which is not accessible experimentally because samples break under strong tension.

We now describe the experiment. The apparatus is based on that presented in Refs. [36] and [42],

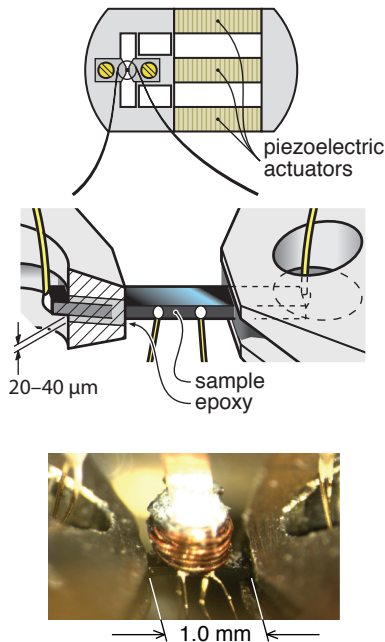


FIG. 2: **Apparatus and sample configuration.** Top: apparatus configuration. Extending the outer two piezoelectric actuators tensions the sample, and extending the central actuator compresses the sample. Middle: sample configuration. The ends are secured with epoxy. Some samples have contacts for resistivity measurements, which are also shown in the schematic. Bottom: a photograph of sample 3. On top of the sample, mounted on a flexible cantilever, are concentric coils used for measuring magnetic susceptibility.

but modified to achieve the larger strains required for the current project. Samples were cut with a wire saw into high-aspect-ratio bars and annealed at 450°C for two days in air, to partially relax dislocations created by the cutting. Their ends were secured in the apparatus with epoxy [43] as illustrated in Fig. 2. Piezoelectric actuators push or pull on one end to strain the exposed central portion of the sample; to achieve high strains, 18 mm-long actuators are used, instead of the 4 mm-long ones used previously. Because samples break under strong tension, here we worked almost exclusively with compression. The superconducting transitions were measured magnetically, by measuring the mutual inductance between two coils of diameter $\lesssim 1\text{ mm}$ placed near the centre of the sample. The r.m.s. excitation field applied was $\sim 0.2\text{ Oe}$, mostly parallel to the samples' c axes. Some samples also had electrical contacts for resistivity measurements.

Five samples were measured in total, and all gave consistent results. Fig. 3 shows the real part of the magnetic susceptibility χ' against temperature at various compressive strains for two samples, with zero-strain T_c 's of 1.43 and 1.26 K. The strains are determined using a parallel-plate capacitive sensor incorporated into the apparatus. This sensor returns the applied displacement,

and the sample strain is determined by dividing this displacement by the length of the strained portion of the sample. This strained length is affected in turn by elastic deformation of the epoxy that secures the sample. Comparing results from different samples, expected to have the same intrinsic behavior, yields a $\sim 20\%$ uncertainty in the strain determination, whose dominant origin is probably variability and uncertainty in the geometry and elastic properties of the epoxy.

When samples are initially compressed, the transition moves to higher temperature, and broadens somewhat. This broadening differs in form and magnitude from sample to sample, so is probably extrinsic. For example, imperfection in the sample mounts is likely to lead to some sample bending as force is applied, imposing a strain gradient across the thickness of the sample, and in addition a low density of dislocations and/or ruthenium inclusions may introduce some internal strain disorder. However, in spite of the likely presence of some strain inhomogeneity, the transition becomes very sharp as it approaches the maximum T_c , 3.4 K for the first and 3.2 K for the second sample. The second sample could be compressed well beyond this maximum, and T_c was found to drop rapidly. In checks made on multiple samples the response was found to be fully elastic: on releasing the strain and returning to $\varepsilon_{xx} \sim 0$, the $\chi'(T)$ curves were found to be unchanged. (See Fig. S2 of the Supplemental Material.)

The peak in T_c can be clearly seen in the graph of T_c against ε_{xx} for three samples, including these two, shown in Fig. 4. The strain scales have been normalized in the plot. ε_{xx} at the peak, from averaging independent determinations from four samples, is $(-0.60 \pm 0.06) \times 10^{-2}$. The plot is based exclusively on magnetic measurements. On samples where the resistivity was measured, the resistive transitions never exceeded the highest magnetic T_c by more than 0.08 K, confirming that it is the maximum T_c .

The apparatus is constructed of nonmagnetic materials, allowing measurement of the superconducting critical fields. A further sample was mounted in a vector magnet, with the pressure axis (a $\langle 100 \rangle$ lattice direction) parallel to the magnet z -axis, allowing the c -axis and in-plane upper critical fields to be measured in a single cool-down. The very sharp transitions in $\chi'(T)$ of Sr_2RuO_4 compressed to the peak in T_c (referred to henceforth as $T_c = 3.4$ K Sr_2RuO_4) make determination of T_c and H_{c2} very simple: in all temperature and field ramps a sharp cusp in $\chi'(T)$ was observed, which could be identified as T_c or H_{c2} . Specifically, the transition was identified as the intersection of linear fits to data just below and above the cusp. The in-plane H_{c2} of Sr_2RuO_4 is known to be very sensitive to precise alignment of the field with the plane, so for in-plane measurements

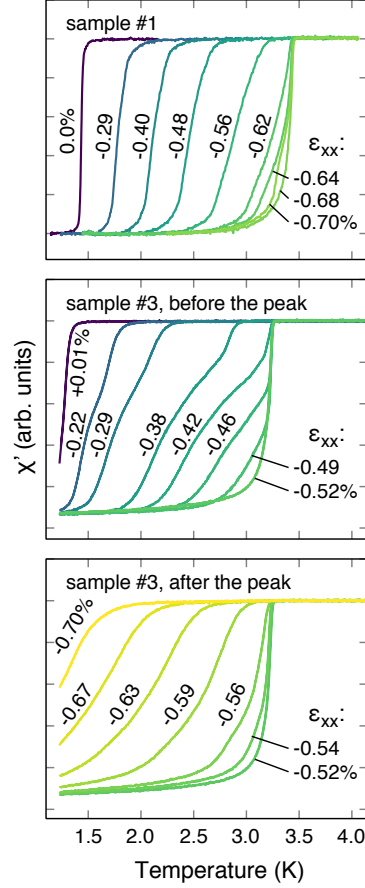


FIG. 3: **Susceptibility against temperature.** Top: real part of the susceptibility χ against temperature for sample 1, at various ε_{xx} . No normalizations or offsets are applied to the curves. Middle and bottom: same, for sample 3.

the vector field capability was used to align the field to within 0.2° of the ab plane. Within the ab plane, the alignment to the $\langle 100 \rangle$ direction is with standard $\sim 3^\circ$ precision. In long field ramps the magnet was found to have ~ 0.1 T-scale hysteresis, so when field ramps were performed the transition was first located approximately, and then precisely with up- and down-ramps over a 0.35 T range, for which the magnet hysteresis was found to be ~ 10 mT.

Results are shown in Fig. 5. The c -axis H_{c2} , $H_{c2||c}$, of $T_c = 3.4$ K Sr_2RuO_4 is concave, and at $T \rightarrow 0$ slightly exceeds the 1.5 T limit of the transverse coils of the vector magnet. For in-plane fields, the upper critical field $H_{c2||a}$ reaches 4.7 T as $T \rightarrow 0$, and both temperature and field ramps show hysteresis below ≈ 1.8 K, indicating a first-order transition.

A concave $H_{c2}(T)$ curve is an indication of high gap non-uniformity, *i.e.* substantially different

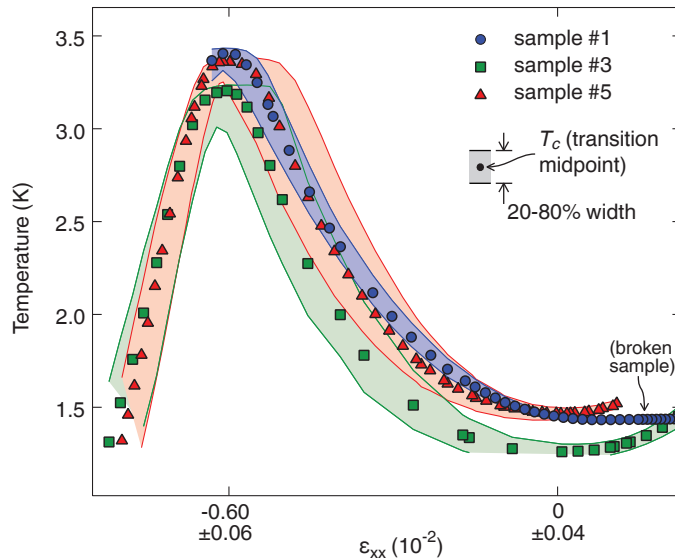


FIG. 4: T_c against strain for three samples. The points are the midpoints (50% levels) of the transitions shown in Fig. 3, and the lines are the 20 and 80% levels, giving a measure of the transition width. The strain scales have been normalized; the strain at the peak, $(-0.60 \pm 0.06) \times 10^{-2}$, is an average from independent determinations on four samples. The flat region around $\varepsilon_{xx} = 0$ for sample 1 is an artefact: the sample broke during cool-down, meaning that tensile strain could not be applied, and that a compressive strain was required for it to re-engage.

gap magnitudes on different Fermi sheets, or strong variation within each sheet, or both. It has been seen in *e.g.* MgB_2 [44] and $\text{Be}(\text{Fe},\text{Co})_2\text{As}_2$ [45]. In $T_c = 3.4$ K Sr_2RuO_4 , the slope $|dH_{c2||c}/dT|$ is found to steadily increase to the lowest temperatures measured, although $H_{c2||c}(T)$ must eventually become convex because dH_{c2}/dT must approach zero as $T \rightarrow 0$. Also shown in the figure is $H_{c2||c}$ of unstrained Sr_2RuO_4 , from Ref. [46]. It is weakly concave at higher temperatures, but only above ~ 0.7 K, a much higher fraction of $T_c(H = 0)$ than the concave-convex crossover in $T_c = 3.4$ K Sr_2RuO_4 . This difference in the $H_{c2}(T)$ curves indicates that the gap varies more widely across the Fermi surfaces in $T_c = 3.4$ K Sr_2RuO_4 than in unstrained Sr_2RuO_4 .

The $T \rightarrow 0$ critical field values for $T_c = 3.4$ K Sr_2RuO_4 are striking. $H_{c2||c}(T \rightarrow 0)$ is enhanced by more than a factor of twenty relative to unstrained Sr_2RuO_4 , while $H_{c2||a}(T \rightarrow 0)$ is enhanced by a factor of only ≈ 3 . In the simplest picture of a fully two-dimensional triplet superconductor with the spins in the plane, the ratio γ_s between $H_{c2||a}$ and $H_{c2||c}$ would be infinite, because neither orbital nor Pauli limiting would apply for in-plane fields. However we observe that γ_s is reduced from a value of ≈ 20 in unstrained Sr_2RuO_4 to ≈ 3 in $T_c = 3.4$ K Sr_2RuO_4 . The electronic structure calculations presented in Fig. 1 indicate that Sr_2RuO_4 remains quasi-2D at high strains,

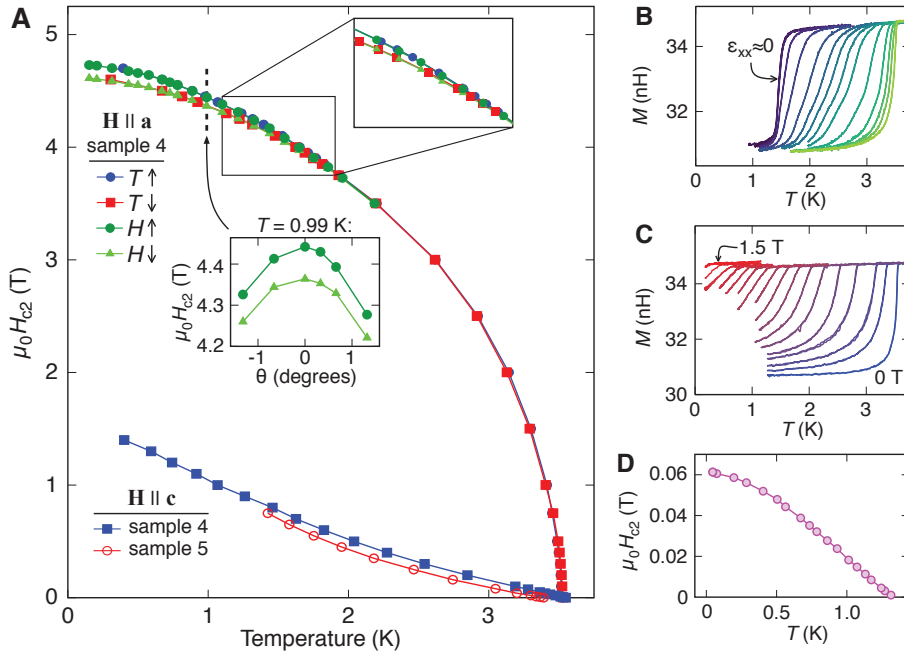


FIG. 5: H_{c2} against temperature. **A.** $H_{c2||a}$ and $H_{c2||c}$ against temperature for sample 4, compressed to the peak in T_c . $H_{c2||a}$ measured with both field and temperature ramps, and found to be hysteretic below ~ 1.8 K. An inset shows the angle dependence of H_{c2} at 990 mK, to confirm the field alignment. θ is the angle in the a - c plane, and $\theta = 0$ the field angle at which the $H_{c2||a}$ data were collected. **B.** Raw data for $\chi'(T)$ of sample 4 at various ϵ_{xx} . The y scale is the mutual inductance of the measurement coils. **C.** Measured $\chi'(T)$ at the peak in T_c , and at fields in 0.1 T increments between 0 and 1.5 T. **D.** Data for $H_{c2||c}$ of unstrained Sr_2RuO_4 , from Ref. [46].

a result supported by the observation in Fig. 5 that just below T_c the slope $|dH_{c2||a}/dT|$ far exceeds $|dH_{c2||c}/dT|$. Therefore it seems unlikely that such a reduction in γ_s could arise from an orbital limiting effect. In contrast, the first-order nature of the transition under strong in-plane field is consistent with a hypothesis of Pauli limiting [47], as is the absolute value of $H_{c2||a}$. In a mean-field superconductor both T_c and the Pauli-limited H_{c2} are expected to vary linearly with the $T \rightarrow 0$ gap magnitude $|\Delta|$ [48]. $H_{c2||a}$ of unstrained Sr_2RuO_4 is 1.5 T, so the rise to 4.7 T in $T_c = 3.4$ K Sr_2RuO_4 is somewhat but not drastically faster than linear against T_c . In combination, these observations motivate investigation of whether the $T_c = 3.4$ K state might be an even-parity condensate of spin-singlet pairs.

In fact, a qualitative analysis of the enhancement of $H_{c2||c}$ also points to this possibility. In a mean-field superconductor, the orbitally-limited $H_{c2}(T \rightarrow 0)$ is proportional to a weighted average

of $[|\Delta|N(E_F)]^2$, where $N(E_F)$ is the Fermi surface density of states. Since T_c is proportional to a k -space average of $|\Delta|$, if $|\Delta(\mathbf{k})|$ is multiplied by a factor and $N(E_F)$ is not modified, the quantity H_{c2}/T_c^2 should remain constant. In strained Sr_2RuO_4 , $N(E_F)$ increases strongly near the Van Hove point, so a strong increase in H_{c2}/T_c^2 likely requires large $|\Delta|$ in this region of the Brillouin zone. However, the Van Hove point is invariant under inversion, so $|\Delta|$ of an odd parity order parameter must be zero at the Van Hove point and parametrically small in its vicinity. Qualitatively, one might therefore expect stronger enhancement of H_{c2}/T_c^2 for even-parity order, for which large $|\Delta|$ is allowed near the Van Hove points, than for odd-parity order, where $|\Delta|$ must be small in just the regions where $N(E_F)$ is largest. Our observation that $H_{c2\parallel c}/T_c^2$ is enhanced by a factor of four in $T_c = 3.4$ K Sr_2RuO_4 provides qualitative evidence that the order parameter of $T_c = 3.4$ K Sr_2RuO_4 is even- rather than odd-parity.

To investigate these qualitative arguments in more depth and on the basis of a realistic calculation taking into account the multi-sheet Fermi surface of Sr_2RuO_4 , we have extended a 2D weak-coupling calculation, presented by some of the authors in Ref. [40] as an extension of ideas first presented in Ref. [79], to strained Sr_2RuO_4 . The advantage of the weak-coupling approach is that it allows an unbiased comparison of different possible superconducting order parameters. Although the weak-coupling approximation is questionable in materials such as Sr_2RuO_4 in which the Hubbard parameter U is of order the bandwidth [50], the key results of Ref. [40] were recently reproduced in a finite- U calculation of Sr_2RuO_4 [51], further motivating the use of the weak-coupling approximation here. In our calculations, whose details are discussed further in Supplemental Material, a tight-binding model of all three Fermi surfaces of Sr_2RuO_4 is specified (and given in Supplemental Material), including the effects of spin-orbit and interband coupling, and fitted to the experimental dispersion. The remaining free parameter is the ratio of Hund's coupling to Hubbard interaction, J/U . In Ref. [40], it was found that two ranges of J/U give gap anisotropy consistent with specific heat data [52]: $J/U \sim 0.08$ and $J/U \sim 0.06$. Both yield odd-parity pairing; the higher range gives helical order ($\mathbf{d} \sim p_x \hat{\mathbf{x}} + p_y \hat{\mathbf{y}}$) with $|\mathbf{d}|$ slightly larger on the α and β sheets, while the lower value favours chiral order [$\mathbf{d} \sim (p_x \pm ip_y) \hat{\mathbf{z}}$] and $|\mathbf{d}|$ slightly larger on γ . \mathbf{d} is the so-called d -vector, that describes a spin-triplet order parameter, including its spin structure. For states of the type considered here, the energy gap $|\Delta|$ equals $|\mathbf{d}|$.

Here, we present $J/U = 0.06$ results for strained Sr_2RuO_4 ; the $J/U = 0.08$ results are similar and are shown in Supplemental Material. At zero strain, the point group symmetry of the lattice is

D_{4h} , and $(p_x \pm ip_y)\hat{\mathbf{z}}$ and $d_{x^2-y^2}$ are respectively the most favoured odd- and even-parity irreducible representations. At nonzero strain, the point group symmetry becomes D_{2h} . $(p_x \pm ip_y)\hat{\mathbf{z}}$ is resolved into the separate irreducible representations $p_x\hat{\mathbf{z}}$ and $p_y\hat{\mathbf{z}}$, and $d_{x^2-y^2}$ becomes $d_{x^2-y^2} + s$. Strain is simulated in the calculation by introducing anisotropy into the hopping integrals. The nearest-neighbor hopping t , for example, is resolved into $t_x = t \times (1 + a\varepsilon_{xx})$ and $t_y = t \times (1 - a\nu_{xy}\varepsilon_{xx})$, where a is chosen such that the Lifshitz transition occurs at $\varepsilon_{xx} = -0.0075$, in agreement with the LDA+SOC calculation.

$p_y\hat{\mathbf{z}}$ and $p_x\hat{\mathbf{z}}$ are respectively the highest- T_c order parameters under compression and tension; compression along $\hat{\mathbf{x}}$ favors p_y because it increases the DOS on the sections of Fermi surface where p_y order has the largest gap magnitude, and similarly for tension and p_x . For $J/U = 0.06$ the possible helical orders ($\mathbf{d} \sim p_x\hat{\mathbf{x}} \pm p_y\hat{\mathbf{y}}$ or $p_x\hat{\mathbf{y}} \pm p_y\hat{\mathbf{x}}$) all have lower T_c at all strains calculated. Results for T_c against ε_{xx} for $p_x\hat{\mathbf{z}}$, $p_y\hat{\mathbf{z}}$, and $d_{x^2-y^2} + s$ orders are shown in Fig. 6. To assign numerical values to T_c , the bandwidth and U/t are chosen to set $T_c(\varepsilon_{xx} = 0) = 1.5$ K and $T_c(\varepsilon_{xx} = \varepsilon_{\text{VHS}}) \approx 3.4$ K; by this procedure U/t comes to 6.2. T_c of the p_x and p_y orders cross at $\varepsilon_{xx} = 0$, as they must [53], and the slope $|dT_c/d\varepsilon_{xx}|$ as $\varepsilon_{xx} \rightarrow 0$ is ~ 0.3 K/%. This crossing would appear as a cusp in a $T_c(\varepsilon_{xx})$ curve derived from measurements that detect only the higher T_c , and to search for this cusp was the primary aim of Ref. [36]. Although no cusp was seen, the resolution of that experiment does not rule out a cusp of this magnitude, and furthermore a cusp could be rounded by fluctuations [54]. At higher strains, T_c of both even- and odd-parity orders is found to peak at $\varepsilon_{xx} \approx \varepsilon_{\text{VHS}}$. (The equivalent peaks on the tension side, as noted above, are not accessible experimentally.) Odd-parity order is found to be favoured at nearly all strains, however T_c of the even-parity order is found to peak more strongly as the Van Hove singularity is approached, and in the immediate vicinity of the VHS even- and odd-parity orders are nearly degenerate in this calculation.

The k -space structure of the favored odd- and even-parity orders at $\varepsilon_{xx} = 0$ and ε_{VHS} is shown in Fig. 7. For both parities, the structure of $\Delta(\mathbf{k})$ is quite complicated; $p_x \pm ip_y$, p_y , etc. are labels of the irreducible representation, not accurate descriptions of the full gap structure. At $\varepsilon_{xx} = \varepsilon_{\text{VHS}}$ the p_y order has two nodes on the γ sheet: one at $(0, \pi)$, where the γ sheet touches the zone boundary and odd-parity orders must have zero amplitude, and the other along $(k_x, 0)$, where p_y order has zero amplitude by symmetry. Also, whereas at zero strain the odd-parity $|\Delta|$ is generally largest on the γ sheet, at $\varepsilon_{xx} = \varepsilon_{\text{VHS}}$ it is larger on the α and β sheets, due to the frustration for

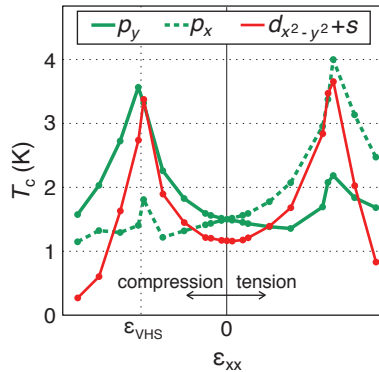


FIG. 6: **Weak-coupling results: T_c versus strain.** The bandwidth and U/t were set to reproduce the experimental values of $T_c(0) = 1.5$ K, and $T_c(\varepsilon_{\text{VHS}}) \sim 3.4$ K. $p_x \pm ip_y$ and $d_{x^2-y^2}$ are irreducible representations of the $\varepsilon_{xx} = 0$ (*i.e.* tetragonal) lattice. For $\varepsilon_{xx} \neq 0$, $p_x \pm ip_y$ is resolved into separate representations p_x and p_y , and $d_{x^2-y^2}$ becomes $d_{x^2-y^2} + s$.

odd-parity order at the Van Hove point on the γ sheet. T_c still peaks at ε_{VHS} because the small- \mathbf{q} fluctuations on γ , that diverge at ε_{VHS} , also contribute to superconductivity on α and β through inter-orbital interaction terms. In contrast, even-parity order does not suffer frustration at the Van Hove point. Its gap remains largest on γ at $\varepsilon_{xx} = \varepsilon_{\text{VHS}}$, and its T_c peaks more strongly.

Following Ref. [55], we calculate the orbital-limited $H_{c2\parallel c}/T_c^2$ at various applied strains in the semi-classical approximation. The full expression is given in Supplemental Material; an abbreviated form is: $H_{c2} \propto T_c^2 \exp(-2\langle |\psi_\mu|^2 \log \tilde{v}_\mu \rangle)$. $\langle \dots \rangle$ is a Fermi surface average, $\psi(\mathbf{k}) \propto \Delta(\mathbf{k})$, μ is a band index, and \tilde{v} is a velocity derived from the Fermi velocity. The results support the qualitative arguments made above and are shown in Fig. 8. For p_y order the shift of the gap onto the α and β sheets causes a decrease in $H_{c2\parallel c}/T_c^2$, because these sheets have lower DOS than the γ sheet. In contrast, the increased DOS around the Van Hove point causes $H_{c2\parallel c}/T_c^2$ of $d_{x^2-y^2} + s$ order to increase towards the VHS. The actual $H_{c2\parallel c}/T_c^2$ may be enhanced over the weak-coupling results by strengthened many-body effects towards the VHS, however the results emphasize a strong quantitative disparity between $H_{c2\parallel c}/T_c^2$ for even- and odd-parity order parameters.

Although specific heat data suggest $J/U \sim 0.06$ or ~ 0.08 , we also considered J/U over a wider range, from 0 to 0.3. The essential qualitative features presented here for $J/U = 0.06$, the peak in T_c at the Lifshitz transition for both even- and odd-parity order, and the enhancement (suppression) of H_{c2}/T_c^2 for even (odd) parity, are found to occur across this range.

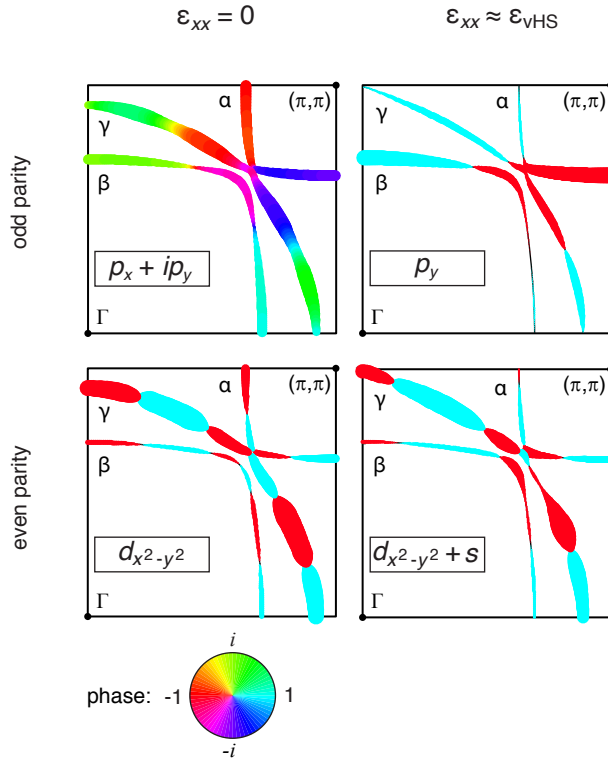


FIG. 7: **Weak-coupling results: order parameters.** Top: The odd-parity order parameter at $\varepsilon = 0$ and $\varepsilon \approx \varepsilon_{\text{VHS}}$; the VHS is reached at $(0, \pi)$. The width of the traces is proportional to the energy gap, and the color indicates the phase. For $\varepsilon_{xx} \neq 0$, $p_x \pm ip_y$ is no longer an irreducible representation of the lattice, so the p_y representation, the favoured order parameter for $\varepsilon_{xx} < 0$, is shown instead. Bottom: even-parity order, at $\varepsilon = 0$ and $\varepsilon \approx \varepsilon_{\text{VHS}}$.

Discussion

One long-standing puzzle in the physics of Sr_2RuO_4 has been the origin of the so-called 3 K phase, which is $T_c \sim 3$ K superconductivity observed in eutectic crystals containing inclusions of Ru metal in a matrix of Sr_2RuO_4 [56]. It has been established that this higher- T_c superconductivity has a low volume fraction [56, 57], showing that it occurs at the inclusions rather than the bulk, and further that it occurs on the Sr_2RuO_4 side of Ru- Sr_2RuO_4 interfaces [58]. Although full proof would require observation of the strain field around Ru inclusions, it now seems very likely that local internal strain is the origin of the 3 K phase. The upper critical fields of the 3 K phase have been obtained through measurement of resistivity along extended inclusions, and were found to be ~ 1 T for c -axis and ~ 3.5 T for in-plane fields [59]. The similarity of these fields with the critical fields of bulk $T_c = 3.4$ K Sr_2RuO_4 further supports the hypothesis that the 3 K phase is a local strain effect, although it is also possible that the observed 3 K phase critical fields are enhanced

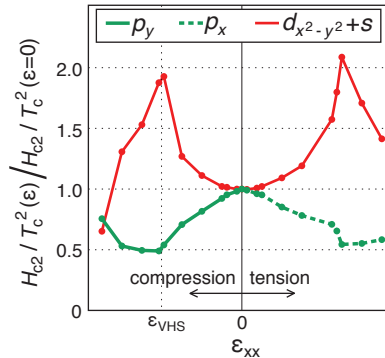


FIG. 8: **Weak-coupling results:** $H_{c2||c}/T_c^2$ versus strain. The results are normalized to the $H_{c2||c}/T_c^2$ calculated at zero strain.

by the two-dimensional geometry of interface superconductivity [59, 60].

Three-band models in Refs. [50] and [61], in addition to the calculations presented here, identify the proximity of the γ sheet to a VHS as an important factor in the superconductivity of Sr_2RuO_4 . Simultaneous to this work, calculations in Refs. [62] and [63] have found increasing T_c , at least initially, on tuning towards the VHS with strain. That the peak in T_c occurs at a similar strain to ϵ_{VHS} determined from DFT calculations suggests that it coincides with the Lifshitz transition. However an alternative possibility is that T_c of an odd-parity order initially increases, due to the increase in DOS induced by compression, but then decreases as frustration at the Van Hove point becomes more important. This is not the behavior indicated by our calculations, where T_c of p_y order peaks at ϵ_{VHS} , but may still be considered a qualitative possibility. A further possibility, from Ref. [63], is that compression stabilizes competing spin density wave order that cuts off the superconductivity before ϵ_{VHS} .

Evidence that the T_c peak and Lifshitz transition do in fact coincide comes from preliminary transport data. In the normal state, inelastic scattering is generally expected to scale with the Fermi level density of states, so at nonzero temperature a peak in the resistivity at the Lifshitz transition is expected. The resistivity ρ_{xx} at 4.5 K, above the highest T_c , indeed peaks in the vicinity of the T_c peak (see Fig. S1, Supplemental Material). At higher strains it falls rapidly, to below its zero-strain value. The calculated Fermi surface density of states (Fig. 1C) similarly drops to below its zero-strain value beyond ϵ_{VHS} . The resistivity does not show the sharp increase generically expected with transitions into phases involving a gap. Furthermore, the Fermi-liquid T^2 temperature dependence is observed at strains both below and above the T_c peak, but a lower

power is observed in the vicinity of the T_c peak, very similar to the behavior seen when the Lifshitz transition is reached by doping [64] and biaxial strain [35]. The precise behavior of the normal-state resistivity across the T_c peak is the subject of ongoing study.

Although important, the issue of whether the peak in T_c coincides with the Lifshitz point does not strongly affect the main conclusions that we draw here, because the substance of the comparison of the critical fields of $T_c = 3.4$ K and unstrained Sr_2RuO_4 stands regardless. The weak-coupling calculations yield strongly divergent trends for $H_{c2\parallel c}/T_c^2$ for even- and odd-parity order at all intermediate strains, not only at the VHS, and because this is a result of frustration of odd-parity order in the vicinity of the Van Hove point it is unlikely to be strongly model-dependent. Also, the arguments for Pauli limiting of $H_{c2\parallel a}(T \rightarrow 0)$ are unaffected by whether the peak is at the Lifshitz transition. The critical field comparisons clearly raise the possibility that the $T_c = 3.4$ K superconductivity has an even-parity, spin-singlet order parameter. It is difficult to understand in a naive analysis how the critical field anisotropy γ_s could be only ≈ 3 without Pauli limiting of $H_{c2\parallel a}$. However most current theories of Sr_2RuO_4 are two-dimensional and make no predictions for γ_s ; we believe our observations provide strong motivation for extending realistic three-band calculations into the third dimension.

If the 3.4 K superconducting state is even-parity, there are two obvious possibilities, both exciting, for its relationship with the superconductivity of unstrained Sr_2RuO_4 . One is that the evolution of the order parameter is continuous between the two states, and unstrained Sr_2RuO_4 is also an even-parity superconductor. The appearance of a first-order transition at low temperatures for in-plane fields in both $T_c = 3.4$ K (Fig. 5A) and unstrained Sr_2RuO_4 [27] also argues for this possibility. However in this case a substantial body of experimental evidence [30] for triplet, chiral order would require alternative explanation. The evidence for chirality could be accommodated by a spin-singlet state, $d_{xz} \pm id_{yz}$ [65], however this state has horizontal line nodes and requires interplane pairing, which would be surprising in such a highly two-dimensional material. The other possibility is that there is a transition at an intermediate strain between odd- and even-parity states. At such a transition a kink, possibly weak, is expected in $T_c(\varepsilon_{xx})$, and a jump in $H_{c2\parallel c}(T \rightarrow 0)$. An important follow-up experiment therefore is measurement of $H_{c2\parallel c}$ at intermediate strains. This has not been done yet because the broadening of the transitions at intermediate strains complicates accurate determination of H_{c2} , and higher-precision sample mounting methods may be required.

Consideration of an odd-to-even-parity transition at intermediate strains is also motivated

by evidence for interference between the superconductivity of Ru inclusions and that of bulk Sr_2RuO_4 , and for hysteresis and switching behavior in Ru/ Sr_2RuO_4 systems. The possible interference appears as a sharp drop in the critical current I_c of Pb/Ru/ Sr_2RuO_4 junctions at T_c of Sr_2RuO_4 [66, 67], which has been interpreted as an onset of phase frustration at the Ru/SRO interface. However it could perhaps also be explained by appearance of an odd-parity/even-parity interface around the Ru inclusion. Similarly, hysteretic I_c has been seen in $\text{Sr}_2\text{RuO}_4/\text{Cu}/\text{Pb}$ [18], Nb/Ru/ Sr_2RuO_4 [68], and Pb/Ru/ Sr_2RuO_4 [67] junctions, and microbridges of Sr_2RuO_4 with Ru inclusions [69]. The former two also showed time-dependent switching noise. All these results have been interpreted as motion of $p_x + ip_y/p_x - ip_y$ domain walls, however even/odd domain walls appear to be a viable alternative possibility.

Our observations also give cause for optimism concerning the prospects of finding superconductivity in biaxially strained thin films: the factor-of-twenty $H_{c2\parallel c}$ enhancement corresponds to a factor of 4.5 reduction in the coherence length, considerably reducing the disorder constraint. Evidence for this is seen in Fig. 4: the T_c of the slightly disordered sample 3 is 0.17 K lower than that of sample 1 at zero strain, and 0.20 K lower at the peak T_c . This change is consistent within experimental error with the predictions of Abrikosov-Gorkov disorder-induced pair breaking [70], taking the coherence length change into account. Biaxial lattice expansion preserves tetragonal symmetry and induces Lifshitz transitions at the X and Y Van Hove points simultaneously, and so may induce qualitatively different superconductivity than tuning to a single Van Hove point with uniaxial pressure.

Finally, our results provide strong motivation for extending the application of piezoelectric-based strain tuning to other materials. In this work we have demonstrated that compressions up to $\sim 1\%$ are possible, with *in situ* tunability and good strain homogeneity. The fact that we have achieved a factor of 2.3 increase of T_c of an unconventional superconductor points the way to substantial tuning of properties of other material classes as well.

Materials and Methods

Relativistic DFT electronic structure calculations were performed using the full-potential local orbital FPLO code [71–73], version fplo14.00-49. For the exchange-correlation potential, within the local density (LDA) and the the general gradient approximation (GGA) the parametrizations of Perdew-Wang [74] and Perdew-Burke-Ernzerhof [75] were chosen, respectively. The spin-orbit coupling (SOC) was treated

non-perturbatively solving the four component Kohn-Sham-Dirac equation [76]. Initial calculations were performed on 8000 k -points ($20 \times 20 \times 20$ mesh), both in the LDA and GGA approximations, with and without SOC, and with and without apical oxygen relaxation. All these calculations gave similar results, with the calculated ε_{VHS} between -0.012 (GGA + relaxation) and -0.009 (LDA+SOC+relaxation). However proximity of the VHS to the Fermi level meant that convergence to within 3% of the calculated energy of the VHS to E_F required a higher density of k -points, so LDA+SOC+relaxation calculations were then carried out on a mesh of 343,000 k -points ($70 \times 70 \times 70$ mesh, 44766 points in the irreducible wedge of the Brillouin zone), placing ε_{VHS} at -0.0075.

Although we believe that using experimentally determined structural parameters for unstrained Sr_2RuO_4 (as described in the main text) is the most natural starting point for the calculations, we also checked for the effect of fully relaxing the structure in the local density approximation. That relaxation only slightly reduced the cell volume (by 2.7%), preserved the c/a ratio to within 0.1% and led to an increase of only 0.001 in ε_{VHS} , so we are confident that use of a relaxed structure gives no substantial systematic change compared to use of the experimental one.

The pressure apparatus is based on that described in Ref. [42], however there are a few key modifications that merit mention here. (1) The piezoelectric actuators were 18 mm-long Physik Instrumente PICMA[®] linear actuators. (2) The displacement sensor is a parallel-plate capacitor, in place of the strain gauge described in Refs. [36] and [42]. The combined strain data from four samples in this work suggest that the strains determined in Ref. [36] are $\approx 35\%$ too low. One very likely contribution to this error is the mechanical resistance imposed by the strain gauge on the motion of the apparatus. Temperature shifts in the gauge coefficient of the strain gauge may also contribute. Capacitive sensors are less affected by field and temperature, and impose no mechanical resistance, so we have more confidence in the strains reported in this work. (3) The thermal contraction foils have been eliminated, allowing the core of the apparatus to be made as a single piece. The longer actuators have more than sufficient range to overcome differential thermal contraction between the sample and apparatus.

When mounting samples, a small voltage is often applied to the actuators to move the sample mount points slightly further apart. When this voltage is later released the sample is placed under modest compression. This step reduces the risk that the sample will break during cooling, for example if temperature inhomogeneity in the apparatus places the sample under inadvertent tension.

To estimate the strain applied to a sample, two pieces of information are required. The first is the origin of the strain scale, the point where the sample is under zero strain. In Ref. [36] it was determined that T_c of Sr_2RuO_4 is minimum within experimental error at zero strain, so for most samples the origin can be identified as the minimum in T_c . Two samples broke during cooling, and could be compressed by closing the crack, but not tensioned. The process of re-engaging the two ends can be gradual, *e.g.* if the two

faces of the crack do not match perfectly, so zero strain cannot be reliably identified in these samples by attempting to locate the precise point where $T_c(\varepsilon_{xx})$ starts to change. Instead, a quadratic fit was made to the $T_c(\varepsilon_{xx})$ curve over a temperature range near but above the lowest observed T_c . Zero strain was identified as the minimum of the fitted curve, plus $2 \cdot 10^{-4}$ to account for the anomalous flattening of $T_c(\varepsilon_{xx})$ around $\varepsilon_{xx} = 0$ observed in Ref. [36]. The other piece of information required is an effective strained length: the capacitive sensor measures a displacement, and ε_{xx} is this displacement divided by the effective strained length. Deformation of the sample mounting epoxy means that the effective strained length is typically ~ 0.4 mm longer than the exposed length of the sample. It is estimated through finite element analysis, as described in Refs. [36] and [42].

The layers of the epoxy that secure the sample are generally 20–40 μm thick, an estimated broad optimum. Thinner layers transmit force to the sample more efficiently (*i.e.* give a shorter effective strained length), while thicker layers reduce stress concentration in the epoxy and allow greater tolerance in assembly. The dimensions, calculated effective strained length, and estimated ε_{xx} at the peak in T_c for each sample are given in Supplemental Material.

Acknowledgements

We thank Heike Pfau for experimental contributions, Eun-Ah Kim, Steven Kivelson, Srinivas Raghu, Kyle Shen and Fu-Chun Zhang for stimulating discussions, and Eun-Ah Kim and Fu-Chun Zhang for sharing the results of their calculations with us. Kim and collaborators (Ref. [62]) used renormalization group calculations to study T_c versus uniaxial but mainly biaxial strain, while Liu, Zhan, Rice and Wang (Ref. [63]) employed functional renormalization group calculations of the strain dependence of T_c concentrating on the d_{xy} -based Fermi surface sheet. On topics where they overlap, the results of those two calculations, as well as the the calculations presented in this paper, are qualitatively similar. We gratefully acknowledge the support of the Max Planck Society and the UK EPSRC under grants EP/1031014/1, EP/G03673X/1, EP/N01930X/1, and EP/I032487/1. TS the support of the Clarendon Fund Scholarship, the Merton College Domus and Prize Scholarships, and the University of Oxford. Raw data for all figures in this paper are available in *to be determined*.

* Electronic address: steppke@cpfs.mpg.de

† Electronic address: steven.simon@physics.ox.ac.uk

‡ Electronic address: mackenzie@cpfs.mpg.de

§ Electronic address: hicks@cpfs.mpg.de

- [1] M. Tinkham. *Introduction to Superconductivity, 2nd edition*. ISBN-13: 978-0486435039. Dover Publications, Mineola, New York, U.S.A., 2004.
- [2] A.J. Leggett. *Quantum Liquids: Bose Condensation and Cooper Pairing in Condensed-Matter Systems*. ISBN: 978-0198526438. Oxford University Press, Oxford, U.K., 2006.
- [3] J.F. Annett *Superconductivity, Superfluids, And Condensates*. ISBN 0 19 850755 0. Oxford University Press, Oxford, U.K., 2005.
- [4] Y. Maeno, H. Hashimoto, K. Yoshida, S. Nishizaki, T. Fujita, J.G. Bednorz, and F. Lichtenberg. Superconductivity in a layered perovskite without copper. *Nature* **372** 532 (1994).
- [5] A.P. Mackenzie, R.K.W. Haselwimmer, A.W. Tyler, G.G. Lonzarich, Y. Mori, S. Nishizaki, and Y. Maeno. Extremely Strong Dependence of Superconductivity on Disorder in Sr_2RuO_4 . *Phys. Rev. Lett.* **80** 161 (1998).
- [6] C. Bergemann, A.P. Mackenzie, S.R. Julian, D. Forsythe, and E. Ohmichi. Quasi-two-dimensional Fermi liquid properties of the unconventional superconductor Sr_2RuO_4 . *Advances in Physics* **52** 639 (2003).
- [7] A. Damascelli, D.H. Lu, K.M. Shen, N.P. Armitage, F. Ronning, D.L. Feng, C. Kim, Z.-X. Shen, T. Kimura, Y. Tokura, Z.Q. Mao, and Y. Maeno. Fermi Surface, Surface States, and Surface Reconstruction in Sr_2RuO_4 . *Phys. Rev. Lett.* **85** 5194 (2000).
- [8] T. Oguchi. Electronic band structure of the superconductor Sr_2RuO_4 . *Phys. Rev. B* **51** 1385 (1994).
- [9] D.J. Singh. Relationship of Sr_2RuO_4 to the superconducting layered cuprates. *Phys. Rev. B* **52** 1358 (1995).
- [10] M.W. Haverkort, I.S. Elfimov, L.H. Tjeng, G.A. Sawatzky, and A. Damascelli. Strong Spin-Orbit Coupling Effects on the Fermi Surface of Sr_2RuO_4 and Sr_2RhO_4 . *Phys. Rev. Lett.* **101** 026406 (2008).
- [11] T.M. Rice and M. Sigrist. Sr_2RuO_4 : an electronic analogue of ^3He ? *J. Phys: Condens. Matter* **7** L643 (1995).
- [12] K. Ishida, H. Mukuda, Y. Kitaoka, K. Asayama, Z.Q. Mao, Y. Mori, and Y. Maeno. Spin-triplet superconductivity in Sr_2RuO_4 identified by ^{17}O Knight shift. *Nature* **396** 658 (1998).
- [13] Ishida, K. and Manago, M. and Yamanaka, T. and Fukazawa, H. and Mao, Z. Q. and Maeno, Y. and Miyake, K. Spin polarization enhanced by spin-triplet pairing in Sr_2RuO_4 probed by NMR. *Phys Rev B* **92** 100502R (2015), and references therein.
- [14] M.S. Anwar, S.R. Lee, R. Ishiguro, Y. Sugimoto, Y. Tano, S.J. Kang, Y.J. Shin, S. Yonezawa, D. Manske, H. Takayanagi, T.W. Noh, and Y. Maeno. Direct penetration of spin-triplet superconductivity into a ferromagnet in $\text{Au}/\text{SrRuO}_3/\text{Sr}_2\text{RuO}_4$ junctions. Arxiv 1603.00971.
- [15] G.M. Luke, Y. Fudamoto, K.M. Kojima, M.I. Larkin, J. Merrin, B. Nachumi, Y.J. Uemura, Y. Maeno, Z.Q. Mao, Y. Mori, H. Nakamura, and M. Sigrist. Time-reversal symmetry- breaking superconductivity in Sr_2RuO_4 . *Nature* **394** 558 (1998).

- [16] J. Xia, Y. Maeno, P.T. Beyersdorf, M.M. Fejer, and A. Kapitulnik. High Resolution Polar Kerr Effect Measurements of Sr_2RuO_4 : Evidence for Broken Time-Reversal Symmetry in the Superconducting State. *Phys. Rev. Lett.* **97** 167002 (2006).
- [17] S. Kashiwaya, H. Kashiwaya, H. Kambara, T. Furuta, H. Yaguchi, Y. Tanaka, and Y. Maeno. Edge States of Sr_2RuO_4 Detected by In-Plane Tunneling Spectroscopy. *Phys. Rev. Lett.* **107** 077003 (2011).
- [18] F. Kidwingira, J.D. Strand, D.J. Van Harlingen, and Y. Maeno. Dynamical Superconducting Order Parameter Domains in Sr_2RuO_4 . *Science* **314** 1267 (2006).
- [19] K.D. Nelson, Z.Q. Mao, Y. Maeno, and Y. Liu. Odd-Parity Superconductivity in Sr_2RuO_4 . *Science* **306** 1151 (2004).
- [20] J.R. Kirtley, C. Kallin, C.W. Hicks, E.-A. Kim, Y. Liu, K.A. Moler, Y. Maeno, and K.D. Nelson. Upper limit on spontaneous supercurrents in Sr_2RuO_4 . *Phys. Rev. B* **76** 014526 (2007).
- [21] C.W. Hicks, J.R. Kirtley, T.M. Lippman, N.C. Koshnick, M.E. Huber, Y. Maeno, W.M. Yuhasz, M.B. Maple, and K.A. Moler. Limits on superconductivity-related magnetization in Sr_2RuO_4 and $\text{PrOs}_4\text{Sb}_{12}$ from scanning SQUID microscopy. *Phys. Rev. B* **81** 214501 (2010).
- [22] P.J. Curran, S.J. Bending, W.M. Desoky, A.S. Gibbs, S.L. Lee, and A.P. Mackenzie. Search for spontaneous edge currents and vortex imaging in Sr_2RuO_4 mesostructures. *Phys. Rev. B* **89** 144504 (2014).
- [23] S. Lederer, W. Huang, E. Taylor, S. Raghu, and C. Kallin. Suppression of spontaneous currents in Sr_2RuO_4 by surface disorder. *Phys. Rev. B* **90** 134521 (2014).
- [24] A. Bouhon and M. Sigrist. Current inversion at the edges of a chiral p -wave superconductor. *Phys. Rev. B* **90** 220511R (2014).
- [25] T. Scaffidi and S.H. Simon. Large Chern Number and Edge Currents in Sr_2RuO_4 . *Phys. Rev. Lett.* **115** 087003 (2015).
- [26] W. Huang, S. Lederer, E. Taylor, and C. Kallin. Nontopological nature of the edge current in a chiral p -wave superconductor. *Phys. Rev. B* **91** 094507 (2015).
- [27] S. Yonezawa, T. Kajikawa, and Y. Maeno. First-Order Superconducting Transition of Sr_2RuO_4 . *Phys. Rev. Lett.* **110** 077003 (2013).
- [28] K. Deguchi, M.A. Tanatar, Z.Q. Mao, T. Ishiguro, and Y. Maeno. Superconducting Double Transition and the Upper Critical Field Limit of Sr_2RuO_4 in Parallel Magnetic Fields. *J. Phys. Soc. Japan* **71** 2839 (2002).
- [29] A.P. Mackenzie and Y. Maeno. The superconductivity of Sr_2RuO_4 and the physics of spin-triplet pairing. *Rev. Mod. Phys.* **75** 657 (2003).
- [30] Y. Maeno, S. Kittaka, T. Nomura, S. Yonezawa, and K. Ishida. *J. Phys. Soc. Japan* **81** 011009 (2012).
- [31] C. Kallin. Chiral p -wave order in Sr_2RuO_4 . *Rep. Prog. Phys.* **75** 042501 (2012).
- [32] Y. Liu and Z.Q. Mao. Unconventional superconductivity in Sr_2RuO_4 . *Physica C- Superconductivity and its Applications* **514** 339 (2015).
- [33] Y. Maeno, K. Yoshida, H. Hashimoto, S. Nishizaki, S.I. Ikeda, M. Nohara, T. Fujita, A.P. Mackenzie, N.E. Hussey, J.G. Bednorz, and F. Lichtenberg. *J. Phys. Soc. Japan* **66** 1405 (1997).

- [34] K.M. Shen, N. Kikugawa, C. Bergemann, L. Balicas, F. Baumberger, W. Meevasana, N.J.C. Ingle, Y. Maeno, Z.-X. Shen, and A.P. Mackenzie. Evolution of the Fermi Surface and Quasiparticle Renormalization through a Van Hove Singularity in $\text{Sr}_{2-y}\text{La}_y\text{RuO}_4$. *Phys. Rev. Lett.* **99** 187001 (2007).
- [35] B. Burganov, C. Adamo, A. Mulder, M. Uchida, P.D.C. King, J.W. Harter, D.E. Shai, A.S. Gibbs, A.P. Mackenzie, R. Uecker, M. Bruetzam, M.R. Beasley, C.J. Fennie, D.G. Schlom, and K.M. Shen. Strain Control of Fermiology and Many-Body Interactions in Two-Dimensional Ruthenates. *Phys. Rev. Lett.* **116** 197003 (2016).
- [36] C.W. Hicks, D.O. Brodsky, E.A. Yelland, A.S. Gibbs, J.A.N. Bruin, M.E. Barber, S.D. Edkins, K. Nishimura, S. Yonezawa, Y. Maeno, A.P. Mackenzie. Strong Increase of T_c of Sr_2RuO_4 Under Both Compressive and Tensile Strain. *Science* **344** 283 (2014).
- [37] H. Taniguchi, K. Nishimura, S.K. Goh, S. Yonezawa, and Y. Maeno. Higher- T_c Superconducting Phase in Sr_2RuO_4 Induced by In-Plane Uniaxial Pressure. *J. Phys. Soc. Japan* **84** 014707 (2015).
- [38] Y.A. Ying, N.E. Staley, Y. Xin, K. Sun, X. Cai, D. Fobes, T.J. Liu, Z.Q. Mao, and Y. Liu. Enhanced spin-triplet superconductivity near dislocations in Sr_2RuO_4 . *Nature Comm.* **4** 2596 (2013).
- [39] The elastic tensor of Sr_2RuO_4 was determined at room temperature by resonant ultrasound: J.P. Paglione, C. Lupien, W.A. MacFarlane, J.M. Perz, L. Taillefer, Z.Q. Mao, and Y. Maeno. Elastic tensor of Sr_2RuO_4 . *Phys. Rev. B* **65** 220506R (2002). It gives a Young's modulus of 176 GPa, and Poisson's ratios $\nu_{xy} = 0.39$ and $\nu_{xz} = 0.21$.
- [40] T. Scaffidi, J.C. Romers, and S.H. Simon. Pairing symmetry and dominant band in Sr_2RuO_4 . *Phys. Rev. B* **89** 220510R (2014).
- [41] O. Chmaissem, J.D. Jorgensen, H. Shaked, S. Ikeda, and Y. Maeno. Thermal expansion and compressibility of Sr_2RuO_4 . *Phys. Rev. B* **57** 5067 (1998).
- [42] C.W. Hicks, M.E. Barber, S.D. Edkins, D.O. Brodsky, and A.P. Mackenzie. Piezoelectric-based apparatus for strain tuning. *Rev. Sci. Inst.* **85** 065003 (2014).
- [43] Stycast[®] 2850FT, Emerson & Cuming.
- [44] L. Lyard, P. Samuely, P. Szabo, T. Klein, C. Marcenat, L. Paulius, K.H.P. Kim, C.U. Jung, H.-S. Lee, B. Kang, S. Choi, S.-I. Lee, J. Marcus, S. Blanchard, A.G.M. Jansen, U. Welp, G. Karapetrov, and W.K. Kwok. Anisotropy of the upper critical field and critical current in single crystal MgB_2 . *Phys. Rev. B* **66** 180502R (2002).
- [45] M. Kano, Y. Kohama, D. Graf, F. Balakirev, A.S. Sefat, M.A. McGuire, B.C. Sales, D. Mandrus, and S.W. Tozer. Anisotropy of the Upper Critical Field in a Co-Doped BeFe_2As_2 Single Crystal. *J. Phys. Soc. Japan* **78** 084719 (2009).
- [46] T.M. Riseman, P.G. Kealey, E.M. Forgan, A.P. Mackenzie, L.M. Galvin, A.W. Tyler, S.L. Lee, C. Ager, D.McK. Paul, C.M. Aegerter, R. Cubitt, Z.Q. Mao, T. Akima, and Y. Maeno. Observation of a square flux-line lattice in the unconventional superconductor Sr_2RuO_4 . *Nature* **396** 242 (1998).
- [47] G. Sarma. On the influence of a uniform exchange field acting on the spins of the conduction electrons in a superconductor. *J. Phys. Chem. Solids* **24** 1029 (1963).

- [48] A.M. Clogston. Upper Limit for the Critical Field in Hard Superconductors. *Phys. Rev. Lett.* **9** 266 (1962).
- [49] S. Raghu, A. Kapitulnik, and S.A. Kivelson. Hidden Quasi-One-Dimensional Superconductivity in Sr_2RuO_4 . *Phys. Rev. Lett.* **105** 136401 (2010).
- [50] T. Nomura and K. Yamada. Roles of Electron Correlations in the Spin-Triplet Superconductivity of Sr_2RuO_4 . *J. Phys. Soc. Japan* **71** 1993 (2002).
- [51] M. Tsuchiizu, Y. Yamakawa, S. Onari, Y. Ohno, and H. Kontani. Spin-triplet superconductivity in Sr_2RuO_4 due to orbital and spin fluctuations: Analyses by two-dimensional renormalization group theory and self-consistent vertex-correction method. *Phys. Rev. B* **91** 115103 (2015).
- [52] S. Nishizaki, Y. Maeno, and Z.Q. Mao. Changes in the Superconducting State of Sr_2RuO_4 under Magnetic Fields Probed by Specific Heat. *J. Phys. Soc. Japan* **69** 572 (2000).
- [53] M. Sgrist, R. Joynt, and T.M. Rice. Behavior of anisotropic superconductors under uniaxial stress. *Phys. Rev. B* **36** 5186 (1987).
- [54] M.H. Fischer and E. Berg. Fluctuation and strain effects in a chiral p -wave superconductor. *Phys. Rev. B* **93** 054501 (2016).
- [55] H. Kusunose. Quasiclassical theory of superconducting states under magnetic fields: Thermodynamic properties. *Phys. Rev. B* **70** 054509 (2004).
- [56] Y. Maeno, T. Ando, Y. Mori, E. Ohmichi, S. Ikeda, S. NishiZaki, and S. Nakatsuji. Enhancement of Superconductivity of Sr_2RuO_4 to 3 K by Embedded Metallic Microdomains. *Phys. Rev. Lett.* **81** 3765 (1998).
- [57] S. Kittaka, T. Nakamura, H. Yaguchi, S. Yonezawa, and Y. Maeno. Spatial Development of Superconductivity in the Sr_2RuO_4 -Ru Eutectic System. *J. Phys. Soc. Japan* **78** 064703 (2009).
- [58] Y.A. Ying, Y. Xin, B.W. Clouser, E. Hao, N.E. Staley, R.J. Myers, L.F. Allard, D. Fobes, T. Liu, Z.Q. Mao, and Y. Liu. Suppression of Proximity Effect and the Enhancement of p -Wave Superconductivity in the Sr_2RuO_4 -Ru System. *Phys. Rev. Lett.* **103** 247004 (2009).
- [59] H. Yaguchi, M. Wada, T. Akima, Y. Maeno, and T. Ishiguro. Interface superconductivity in the eutectic Sr_2RuO_4 -Ru: 3-K phase of Sr_2RuO_4 . *Phys. Rev. B* **67** 214519 (2003).
- [60] M. Matsumoto, C. Belardinelli, and M. Sgrist. Upper Critical Field of the 3 Kelvin Phase in Sr_2RuO_4 . *J. Phys. Soc. Japan* **72** 1623 (2003).
- [61] Q.H. Wang, C. Platt, Y. Yang, C. Honerkamp, F.-C. Zhang, W. Hanke, T.M. Rice, and R. Thomale. Theory of superconductivity in a three-orbital model of Sr_2RuO_4 . *Europhysics Letters* **104** 17013 (2013).
- [62] Y.-T. Hsu, W. Cho, B. Burganov, C. Adamo, A. Federico Rebola, K.M. Shen, D.G. Schlom, C.J. Fennie, and E.-A. Kim. Manipulating superconductivity in ruthenates through Fermi surface engineering. ArXiv 1604.06661.
- [63] Y.-C. Liu, F.-C. Zhang, T.M. Rice, and Q.-H. Wang. Theory of the Evolution of Superconductivity in Sr_2RuO_4 under Uniaxial Strain. ArXiv 1604.06666.
- [64] N. Kikugawa, C. Bergemann, A.P. Mackenzie, and Y. Maeno. Band-selective modification of the mag-

- netic fluctuations in Sr_2RuO_4 : A study of substitution effects. *Phys. Rev. B* **70** 134520 (2004).
- [65] I. Žutić and I. Mazin. Phase-Sensitive Tests of the Pairing State Symmetry in Sr_2RuO_4 . *Phys. Rev. Lett.* **95** 217004 (2005).
- [66] R. Jin, Yu. Zadorozhny, Y. Liu, D.G. Schlom, Y. Mori, and Y. Maeno. Observation of anomalous temperature dependence of the critical current in $\text{Pb}/\text{Sr}_2\text{RuO}_4/\text{Pb}$ junctions. *Phys. Rev. Lett.* **59** 4433 (1999).
- [67] T. Nakamura, R. Nakagawa, T. Yamagishi, T. Terashima, S. Yonezawa, M. Sigrist, and Y. Maeno. Topological competition of superconductivity in $\text{Pb}/\text{Ru}/\text{Sr}_2\text{RuO}_4$ junctions. *Phys. Rev. B* **84** 060512R (2011).
- [68] M.S. Anwar, T. Nakamura, S. Yonezawa, M. Yakabe, R. Ishiguro, H. Takayanagi, and Y. Maeno. Anomalous switching in $\text{Nb}/\text{Ru}/\text{Sr}_2\text{RuO}_4$ topological junctions by chiral domain wall motion. *Sci. Reports* **3** 2480 (2013).
- [69] H. Kambara, S. Kashiwaya, H. Yaguchi, Y. Asano, Y. Tanaka, and Y. Maeno. Anomalous Transport through the p-Wave Superconducting Channel in the 3-K Phase of Sr_2RuO_4 . *Phys. Rev. Lett.* **101** 267003 (2008).
- [70] A. A. Abrikosov and L. P. Gor'kov, *Zh. Eksp. Teor. Fiz.* **39** 1781 (1960) [*Sov. Phys. JETP* **12** 1243 (1961)].
- [71] K. Koepnik and H. Eschrig. Full-potential nonorthogonal local-orbital minimum-basis band-structure scheme. *Phys. Rev. B* **59** 1743 (1999).
- [72] I. Ophale, K. Koepnik, and H. Eschrig. Full-potential band-structure calculation of iron pyrite. *Phys. Rev. B* **60** 14035 (1999).
- [73] <http://www.fplo.de>
- [74] J.P. Perdew and Y. Wang. Accurate and simple analytic representation of the electron-gas correlation energy. *Phys. Rev. B* **45** 13244 (1992).
- [75] J.P. Perdew, K. Burke, and M. Ernzerhof. Generalized Gradient Approximation Made Simple. *Phys. Rev. Lett.* **77** 3865 (1996).
- [76] H. Eschrig, M. Richter, and I. Ophale. Relativistic Solid State Calculations, in: *Relativistic Electronic Structure Theory, (Part II, Applications)* (ed. P. Schwerdtfeger), *Theoretical and Computational Chemistry*, vol.13, Elsevier, 723, (2004)
- [77] W. Kohn and J.M. Luttinger. New Mechanism for Superconductivity. *Phys. Rev. Lett.* **15** 364 (1965).
- [78] R. Shankar. Renormalization-group approach to interacting fermions. *Rev. Mod. Phys.* **66** 129 (1994).
- [79] S. Raghu, S.A. Kivelson, and D.J. Scalapino. Superconductivity in the repulsive Hubbard model: An asymptotically exact weak-coupling solution. *Phys. Rev. B* **81** 224505 (2010).
- [80] J. Mravlje, M. Aichhorn, T. Miyake, K. Haule, G. Kotliar, and A. Georges. Coherence-Incoherence Crossover and the Mass-Renormalization Puzzles in Sr_2RuO_4 . *Phys. Rev. Lett.* **106** 096401 (2011).
- [81] L. Vaugier, H. Jiang, and S. Biermann. Hubbard U and Hund exchange J in transition metal oxides: Screening versus localization trends from constrained random phase approximation. *Phys. Rev. B* **86**

165105 (2012).

- [82] E. Ohmichi, Y. Maeno, S. Nagai, Z.Q. Mao, M.A. Tanatar, T. Ishiguro. Magnetoresistance of Sr_2RuO_4 under high magnetic fields parallel to the conducting plane. *Phys. Rev. B* **61** 7101 (2000).
- [83] M.E. Zhitomirsky and T.M. Rice. Interband Proximity Effect and Nodes of Superconducting Gap in Sr_2RuO_4 . *Phys. Rev. Lett.* **87** 057001 (2001).